

2-180-T Pinhole MR16



Where the flange finish blends with the ceiling, Pinhole's 2" aperture virtually disappears from occupants' sightlines. The Pinhole is ideal for applications where the desire is to have the recessed trim and ceiling look visually seamless.

FEATURES

- Utilizes MR16
- Die-cast aluminum fixture
- Powder coated trim ring finishes
- Trim clips designed for 5/8" ceiling thickness
- Accepts up to 2 media
- Clear glass lens included
- Recessed lamp design and black inner baffle for excellent glare control
- Trimless version available (see separate specifications)

DETAILS

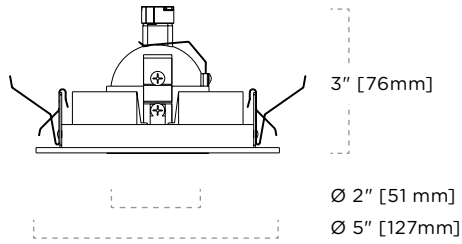
Trim Class: 4"
Category: Recessed Downlight
Shape: Round
Adjustability: Fixed



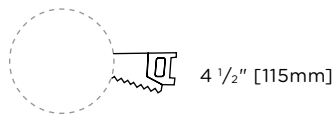
2-180-T-Pinhole-MR16-Specs • Subject to change without notice • Rev. 2016.12.16 • 1/4

Features & Lighting

DIMENSIONS



CEILING CUTOUT



FLANGE FINISHES

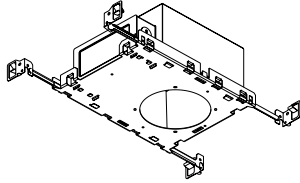
- White
- Black
- Matte Silver
- Bronze
- Matte Nickel

2-180-T-Pinhole-MR16-Specs • Subject to change without notice • Rev. 2016.12.16 • 2/4

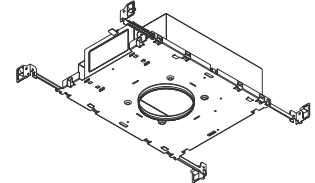
Compatible Housings

NON-INSULATED

2-020
Round Non-Insulated
L 10 1/2" [267mm]
W 7 3/4" [197mm]
H 3 1/2" [90mm]

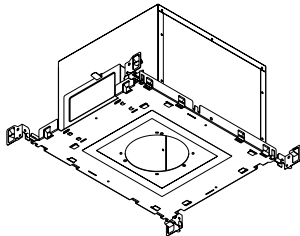


2-060
Round Non-Insulated
L 13 3/4" [349mm]
W 10 7/8" [276mm]
H 3 1/2" [90mm]

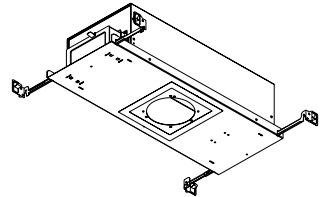


INSULATED

2-010
Round Insulated
L 13 3/4" [350mm]
W 10 7/8" [277mm]
H 7" [178mm]

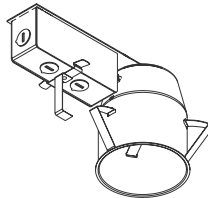


2-012
Round Insulated
L 22 1/2" [572mm]
W 8 1/2" [216mm]
H 5 7/8" [150mm]



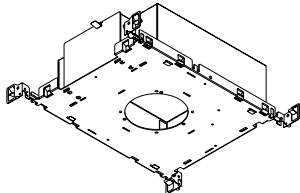
REMODEL

2-030
Round Remodel
L 14" [356mm]
W 4 1/2" [114mm]
H 5 1/8" [130mm]

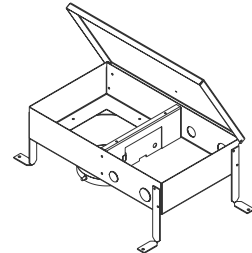


SPECIALIZED

2-060
Round Chicago Plenum
L 13 3/4" [350mm]
W 10 7/8" [277mm]
H 4 1/2" [115mm]



2-100
Round Concrete Housing
L 18" [457mm]
W 12" [305mm]
H 6" [152mm]



2-180-T-Pinhole-MR16-Specs • Subject to change without notice • Rev. 2016.12.16 • 3/4

2-180-T Pinhole MR16

Project

Type

Notes

Product Code

1 2 3 4

1. Trim

2-180-T Pinhole

2. Lamp

MR16 Halogen

3. Flange Finish

01 White

04 Black

05 Matte Silver

06 Bronze

11 Matte Nickel

CC Custom Color ¹

4. Options

WB White Baffle ²

Notes

¹ **CC** custom color requires consultation with Lightheaded sales personnel.

² **WB** white baffle. Baffle is painted black standard.

2-180-T-Pinhole-MR16-Specs • Subject to change without notice • Rev. 2016.12.16 • 4/4