

# Day-Brite

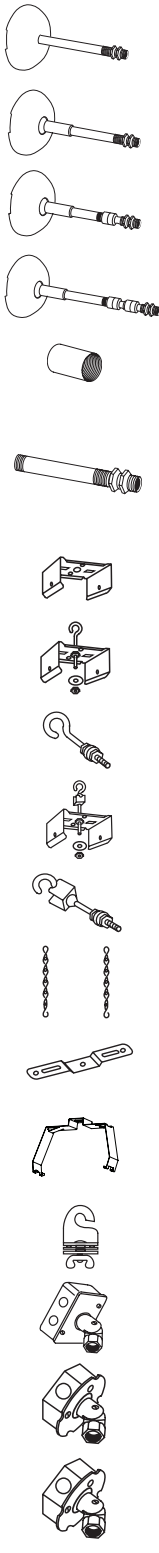
## CFI

by @ignify

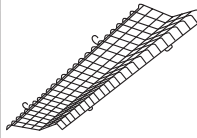
### Industrial

Accessories & mounting hardware

	NDM T5 Narrow Distribution Strip	NDN T8 Narrow Distribution Strip	5F T5 Specification Industrial	IK Industrial 28W/32W	IK Industrial HO	HDS & TS Strips 32/40W & Slimline	HDS & TS Strips HO & VHO	HDI Heavy Duty Industrial	SI Industrial 32W/40W & Slimline	SI Industrial HO & VHO	1FD, 1F, 2F 32W/40W Slimline	1FD, 1F, 2F HO & VHO	Assembly Line Slimline	Assembly Line HO	HP High Performance Industrial	IA & IS 32W/40W & Slimline	IA & IS HO & VHO	DW & V2 Vaporlume - Wet Loc.	LW Vaporlume Wet Location	Splash Zone	Security Light
Surface Mount	✓	✓		✓		✓		✓	✓		✓		✓		✓	✓	✓	(1)	✓	(2)	✓
CS-400**	✓	✓	✓	✓	✓	✓	✓	✓	✓	✓	✓	✓	✓	✓	✓	✓	✓				
CS-500**	✓	✓	✓	✓	✓	✓	✓	✓	✓	✓	✓	✓	✓	✓	✓	✓	✓				
CEN-600**	✓	✓	✓	✓	✓	✓	✓	✓	✓	✓	✓	✓	✓	✓	✓	✓	✓				
CEN-600-C**	✓	✓	✓	✓	✓	✓	✓	✓	✓	✓	✓	✓	✓	✓	✓	✓	✓				
FL-111**						✓	✓		✓	✓	✓	✓			✓						
FL-116**						✓	✓		✓	✓	✓	✓			✓						
FL-117**						✓	✓		✓	✓	✓	✓			✓						
FL-118**						✓	✓		✓	✓	✓	✓			✓						
FL-119**						✓	✓		✓	✓	✓	✓			✓						
FL-123**			✓	(4)	(4)	✓	✓	(4)	✓	✓	✓	✓			✓					✓	
FKR-126*	✓												✓	✓		✓	✓	(5)			
CTBH-1*																✓					
CTBH-2*																✓					
CTBH-3*													✓	✓			✓				
TC-1*													✓	✓		✓	✓				
TH-1*																✓					
TH-2*																✓					
TH-4*													✓	✓			✓				
N-3380**			✓	✓	✓	✓	✓	✓	✓	✓	✓	✓	✓	✓	✓	✓	✓				
N-3385**			✓	✓	✓	✓	✓	✓	✓	✓	✓	✓	✓	✓	✓	✓	✓				
5988W*†		✓		(4)		✓			✓		✓		✓		✓	✓					
5977W* †		✓		(4)		✓			✓		✓		✓		✓	✓					
TBK**																		✓			
EBK																		✓			
WBK																		✓			
SZB																				✓	
E4-HKK*			✓	✓	✓			✓													
E4-HKS*			✓	✓	✓			✓													
E4-CHK*				✓	✓			✓													
IK-BF				✓	✓																



CS-400	Rigid Canopy order stems separately (one)
CS-500	42" Top Swivel Canopy order stems separately (one)
CEN-600	42" Top Swivel Canopy and Bottom Leveler (555146), order stems separately (one)
CEN-600-C	42" Top Swivel Canopy bottom swivel to meet California standards. Includes two 555146 levelers, order stems separately (one)
CS-3	Stem Coupler (one)
CS-12 = 12" CS-18 = 18" CS-24 = 24" CS-30 = 30" CS-36 = 36" CS-48 = 48"	Stems, 3/8" Trade Size (5/8" O.D.) (Will work with 1/2" trade size K.O.'s which are actually 7/8" in diameter) (one) (locknuts are included with canopies above)
FL-111	Sliding Hanger for 1/2" Conduit, 3/8" Rod, or 5/16" Screw
FL-116	Sliding Chain Suspension (c/o FL-111, FL-117)
FL-117	Hook with two washers and two nuts
FL-118	Sliding Messenger Cable Suspension (c/o FL-111, FL119)
FL-119	Sliding Messenger Cable Suspension
FL-123	5' Chain & "S" Hooks
TBK	Surface Mounting Brackets for V2, DW Vaporlumes TBK - Stainless Steel (pair)
WBK	Surface or Chain Mounting Brackets for V2, DW Vaporlumes WBK - Wraparound stainless steel brackets (pair)
3391P	Suspension Hooks, Pair for damp location Vaporlume applications
N3385	Universal Joint, (45°) aligner, 1/2" I.P.S. fits 4" square box
N3380	Universal Joint, (45°) aligner, 1/2" I.P.S. fits 3-1/4" & 4" octag. box
N3381	Universal Joint, (45°) aligner, 3/4" I.P.S. fits 3-1/4" & 4" octag. box



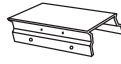
FKR-173 IK-173 HDI-173 FL-173 WG-5F-4  WG-5F-5	Wire Guards 4' IA, IS (use 2 for 8' unit) 4' IK Series (use 2 for 8' unit) 4' HDI Series (use 2 for 8' unit) 4' 1F, 1FD, & 2F Series 4' 5F Series (Use 2 for 8' unit) 5' 5F Series (Use 2 for 10' unit) (all are baked white enamel)
--	---



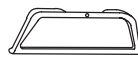
FL-125-120 FL-125-277	Cord/Plugs 3 wire 6' cord and plug 120V not wired in fixture, NEMA, 5-15P STT-18/3 277V not wired in fixture, NEMA, 7-15P STT-18/3
--------------------------	---



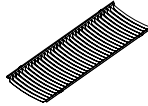
FL-1	Channel End Cap, (pair) For 1F, 1FD, 2F, SI & TS Series
------	---



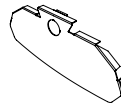
FL-3	Channel Coupling, For 1F, 1FD, 2F, SI, HP, HDS & TS Series
------	--



FL-5	Reflector End Cap, (pair) For 1F & 2F Series
------	--

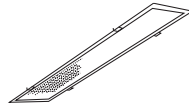


IK-BF	4' Cross Baffle, For IK Series
-------	--------------------------------



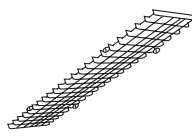
IK-BFDEK	Reflector End Cap, (pair) For use with IK-BF baffle, IK Series
----------	--

Prismatic Plastic Diffusers, 1F, 1FD, & 2F Series 10% Up-light reflectors & 25% Up-light "V" Reflectors



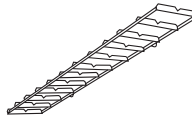
FL-161A	32W, Rapid Start, 4' Acrylic K-12 Lens
FL-162A	Slimline, 380mA, 800mA, 1500mA, 4' Acrylic K-12 Lens
FL-163A	Slimline, 380mA, 800mA, 1500mA, 8' (2 piece) K-12 Lens (c/o 2-FL-162A)

Steel Louvers, 30"x30" Shielding for 1F and 1FD Series 10% Up-light reflectors\*



FL-143	32W, Rapid Start,
FL-144	Slimline, 380mA, 800mA, 1500mA, White, cell size: 2-3/16" sq. 1-1/4" deep
FL-145	Slimline, 380mA, 800mA, 1500mA, Louver, 8' (2 pc.) consists (2) FL-144

Baffle, 30° Longitudinal Shielding for 2F Series 25% Up-light V reflectors\*



FL-153	32W, Rapid Start, 4'
FL-154	Slimline, 380mA, 800mA, 1500mA, Louver, 4'
FL-155	Slimline, 380mA, 800mA, 1500mA, Louver, 8' (2 pc.) consists (2) FL-154

\*Suitable as "Guards" for T8 and T12 lamps only.

