


## ALUMINUM CABLE CONNECTORS



MC

Class II, Div. 1 & 2, Groups E, F, G  
Class III  
Class I, Zone 2†, Group IIC, Zone 20  
Suitable for wet locations  
Types 3, 4X IP66  
MC5 thru MC0: IPX8 6ft 1hr  
Suitable for use in hazardous  
location applications when  
installed according to NEC  
Articles 501.10  
cULus Ta -50°C to 60°C

## FEATURES-SPECIFICATIONS

### Features

- Used exclusively for armored and unarmored cable types
- Entry component grommet prevents the need for weatherproof hubs in sheet metal enclosures
- Superior and robust design for ingress protection
- Robust threads and world class seal enables easy installation

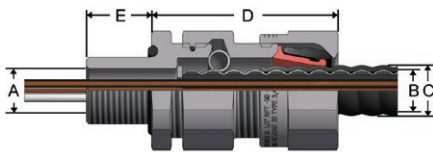

### Materials

- Body – Copper free aluminum (less than 4/10 of 1%)
- Ground Spring – Stainless Steel
- Backnut Seal – Thermoplastic elastomer (silicone)
- Backnut Clamp – Nylon
- Inner and Outer O-rings – Nitrile



# MC SERIES

## Construction Details



SUITABLE ARMORED & UNARMORED CABLE TYPES	
AC-	AC90, ACWU90, AC90-HL, ACWU90-HL, ACG90, ACGWU90
MC-	MCC, MCI, MCI-A, MC-HL
RA-	RA90, RA90-HL
TECK-	TECK90, TECK90-HL
TRAY-	TC, TC-ER, TC-ER-HL, PLTC-ER, ITC, ITC-ER, MV, TYPE P

CATALOG NUMBER	ENTRY THREAD SIZE (NPT)	CABLE ACCEPTANCE DETAILS						MAX LENGTH 'D'	NPT LENGTH 'E'	HEXAGON DIMENSIONS	
		MAX NUMBER OF CORES	THROUGH DIAMETER 'A'	ARMOR DIAMETER 'B'		DIAMETER 'C'				ACROSS FLATS	ACROSS CORNERS
				MIN.	MAX.	MIN.	MAX.				
MC1B	1/2"	6	.47" (11.9)	0.43" (10.9)	0.55" (14.0)	0.51" (13.0)	0.63" (16.0)	1.7" (43)	0.83" (21.1)	1.06" (26.9)	1.12" (28.4)
MC1C	1/2"	10	0.56" (14.2)	0.52" (13.2)	0.74" (18.8)	0.60" (15.2)	0.82" (20.8)	2.3" (58)	0.83" (21.1)	1.42" (36)	1.50" (38.1)
MC2	3/4"	21	0.80" (20.3)	0.65" (16.5)	0.95" (24.1)	0.73" (18.5)	1.03" (26.2)	2.5" (64)	0.84" (21.3)	1.61" (41)	1.69" (42.9)
MC3	1"	42	1.04" (26.4)	0.89" (22.6)	1.23" (31.2)	0.97" (24.6)	1.31" (33.3)	2.6" (66)	1.03" (26.2)	1.97" (50)	2.13" (54.1)
MC4	1 1/4"	73	1.28" (32.5)	1.15" (29.2)	1.48" (37.6)	1.23" (31.2)	1.56" (39.6)	3.1" (79)	1.05" (26.7)	2.36" (60)	2.50" (63.5)
MC5	1 1/2"	80	1.66" (42.2)	1.39" (35.3)	1.62" (41.1)	1.47" (37.3)	1.78" (45.2)	4.5" (114.3)	1.07" (27.2)	2.95" (74.9)	3.06" (77.7)
MC6	2"	80	1.98" (50.3)	1.39" (35.3)	1.89" (48)	1.47" (37.3)	2.04" (51.8)	4.5" (114.3)	1.10" (27.9)	2.95" (74.9)	3.06" (77.7)
MC7	2 1/2"	100	2.46" (62.5)	1.85" (47)	2.36" (60)	1.93" (49)	2.51" (63.8)	4.7" (119.4)	1.62" (41.1)	3.54" (89.1)	3.65" (92.7)
MC8	3"	120	2.93" (74.4)	2.19" (55.6)	2.81" (71.4)	2.27" (57.7)	3.01" (76.5)	4.8" (121.9)	1.68" (42.7)	4.06" (103.1)	4.22" (107.2)
MC9	3 1/2"	120	3.40" (86.4)	2.69" (68.3)	3.28" (83.3)	2.77" (70.4)	3.46" (87.9)	4.8" (121.9)	1.73" (43.9)	4.53" (115.1)	4.69" (119.1)
MC0	4"	120	3.92" (99.6)	3.28" (83.3)	3.82" (97)	3.46" (87.9)	4.07" (103.4)	5.1" (129.5)	1.78" (45.2)	5.12" (130)	5.33" (135.4)

Cable armor diameter and cable jacket diameter refer to the dimensions across the crest.

† Where explosion proof/flameproof enclosures are being used the MC must be installed in conjunction with an approved sealing fitting. In Division 2 areas the MC can be fitted directly to an enclosure which has no source of ignition.