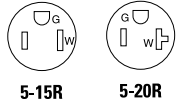


# TR decorator receptacles

Project Name:	Prepared By:
Project Number:	Date:
Catalog Number:	Type:

## Description

2-pole, 3-wire grounding  
 15A, 125V/AC  
 20A, 125V/AC



## Design features

- Provides compliance with 2017 NEC Article 406.12
- Durable impact-resistant thermoplastic face and back body is virtually unbreakable
- Terminal screws are backed out and ready to wire
- Extra-long and extra-wide mounting straps
- Side-wire terminals accept up to #10 solid or stranded wire

**Table 1. TR Decorator receptacles**

Catalog no.	Description	Rating		NEMA	Color suffix
		A	V/AC		
<input type="checkbox"/> TR6250__	Decorator single receptacle	15	125	5-15R	B, BK, V, W
<input type="checkbox"/> TR6252__	Duplex receptacle, auto grounding	15	125	5-15R	LA, V, W
<input type="checkbox"/> TR6350__	Decorator single receptacle	20	125	5-15R	LA, V, W
<input type="checkbox"/> TR6352__	Decorator duplex receptacle	20	125	5-15R	A, B, BK, GY, LA, V, W

**Compliances, specifications and availability are subject to change without notice.**



TR6250



TR6252



TR6352



Powering Business Worldwide

Effective September 2017

Project Name:	Prepared By:
Project Number:	Date:
Catalog Number:	Type:

## Applications

Tamper resistant receptacles contain a UL listed safety shutter system that prevents the insertion of foreign objects into receptacles. The safety shutters will open only upon insertion of a 2-prong or 3-prong plug. Installing these receptacles ensures compliance with 2017 NEC Article 406.12. Areas of application include: new residential construction; remodel/retrofit residential construction; apartment buildings; condominiums and townhouses; hotels, motels, inns and suites with kitchenettes; retirement communities, nursing homes and assisted living facilities. (Note: 2017 NEC Article 406.12 applies to new construction only).

**Table 2. Specifications**

<b>Catalog no.</b>	<b>TR6250, TR6252, TR6350, TR6352 Series</b>
<b>Receptacle type</b>	<b>Residential grade duplex</b>
<b>Wiring type</b>	Back & side wire 9509TR, 9510TR (except 9507 push & side wire)
<b>Testing &amp; code compliance</b>	<ul style="list-style-type: none"> <li>• cULus Listed to UL498, file no. E15058</li> <li>• UL certified to CSA C22.2, no. 42</li> <li>• NOM/ANSI certified.</li> </ul>
<b>Environmental specifications</b>	<b>Flammability:</b> Meets UL 94 requirements; TR1107, TR270, 9505TR V0 rated; 9507TR, 9508TR, 9510TR V2 rated <b>Temperature rating:</b> -TR1107, TR270, 9505TR -20°C to 60°C (-4°F to 140°F); 9507TR, 9508TR, 9510TR - 20°C to 70°C (-4°F to 158°F)
<b>Electrical specifications</b>	<b>Dielectric voltage:</b> Withstands 2000V per UL 498 <b>Current interrupting:</b> Yes, at full-rated current <b>Temperature rise:</b> Max. 30°C (86°F) after 100 cycles of overload @ 150% of rated current (DC)
<b>Mechanical specifications</b>	<b>Terminal accommodation:</b> #14 - 10 AWG <b>Voltage ratings:</b> Permanently marked on device

**Table 3. Materials**

<b>Catalog no.</b>	<b>TR6250, TR6252, TR6350, TR6352 Series</b>
<b>Receptacle type</b>	<b>Residential grade duplex</b>
<b>Body top &amp; bottom</b>	TR1107, TR270, 9505TR - PVC 9507TR, 9508TR - nylon 9510TR - PVC top, nylon bottom
<b>Strap</b>	Galvanized steel TR1107, TR270, 9505TR Nickel-plated steel 9507TR, 9508TR, 9510TR
<b>Contacts</b>	Brass alloy
<b>Terminal screws</b>	Brass/nickel-plated steel
<b>Terminal clamps</b>	Brass-plated 9507TR, 9508TR; steel 9510TR

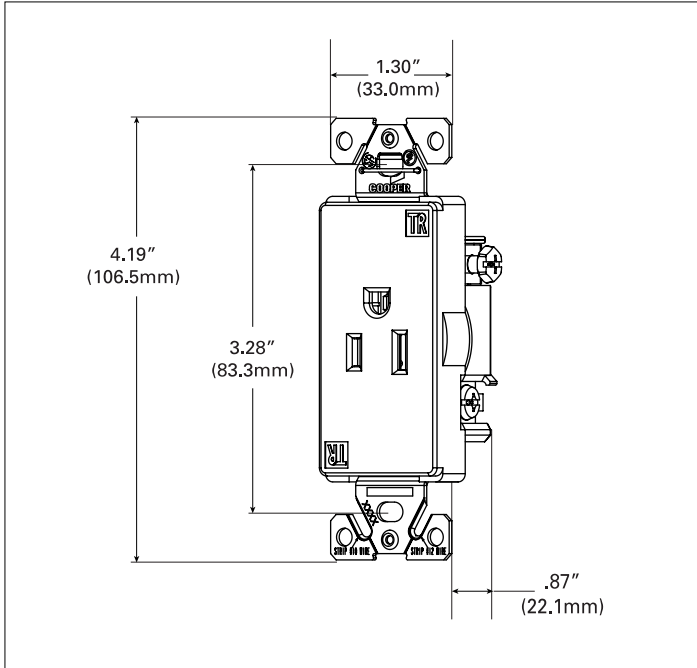
**Table 5. Color ordering information**

For ordering devices, include Cat. no. followed by the color code: A (Almond), B (Brown), BK (Black), GY (Gray), LA (Light Almond), V (Ivory), W (White)

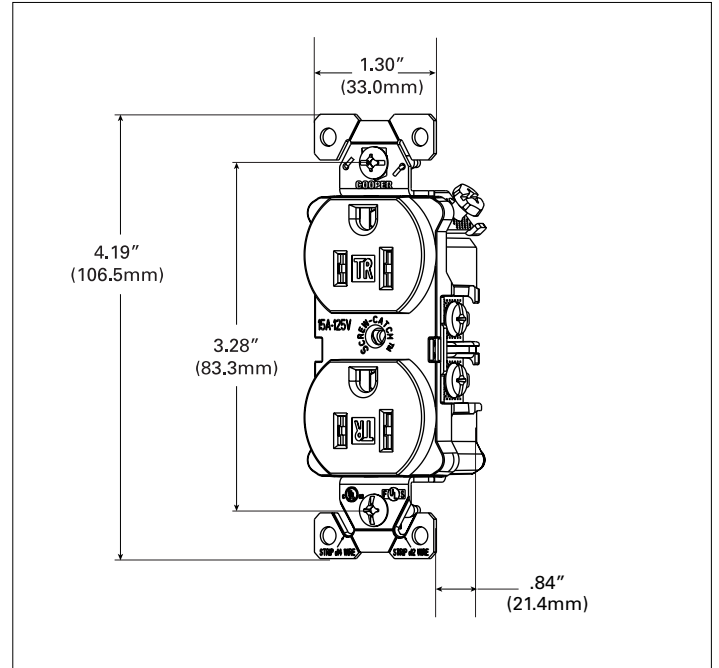
<b>A</b>	<b>B</b>	<b>BK</b>	<b>GY</b>	<b>LA</b>	<b>V</b>	<b>W</b>
(Almond)	(Brown)	(Black)	(Gray)	(Light Almond)	(Ivory)	(White)

Project Name:	Prepared By:
Project Number:	Date:
Catalog Number:	Type:

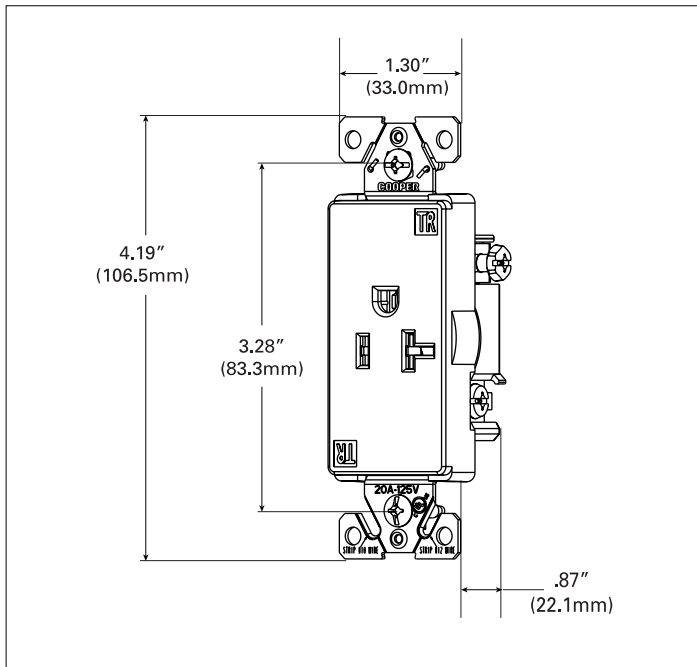
**Product dimensions**



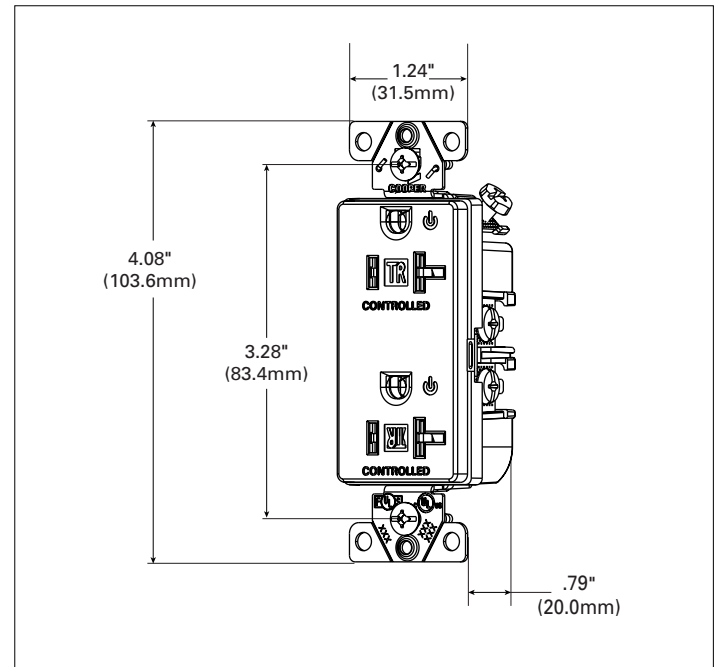
**Figure 1. TR6250 Line art with dimensions**



**Figure 2. TR6252 Line art with dimensions**



**Figure 3. TR6350 Line art with dimensions**



**Figure 4. TR6352 Line art with dimensions**