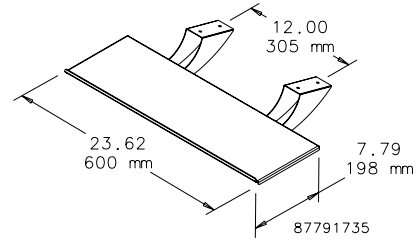



### KEYBOARD TRAY



The Keyboard Tray mounts under the enclosure for a keyboard and mouse. All mounting hardware is included. The tray has RAL 7035 light-gray polyester powder paint finish.

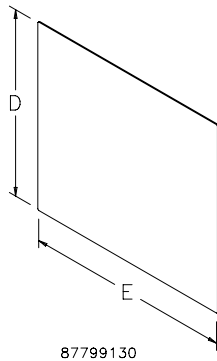
**BULLETIN: C2**

Catalog Number	Description	Product Weight (lb.)
CKBT	Keyboard tray and mounting hardware	3.2

### REPLACEMENT FRONT PLATE

Aluminum plate is .125-in. thick. Finish is RAL 7035 light-gray polyester powder paint. Mounting hardware is included.

**BULLETIN: C2**



87799130

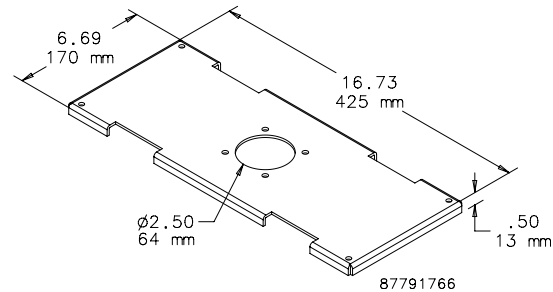
Catalog Number	D mm/in.	E mm/in.	Fits Enclosure A x B mm/in.	Product Weight (lb.)
CPFP2535	250 9.84	361 14.22	250 x 350 9.84 x 13.78	1.7
CPFP3040	300 11.81	411 16.19	300 x 400 11.81 x 15.75	2.4
CPFP3235	325 12.80	361 14.22	325 x 350 12.80 x 13.78	2.3
CPFP3545	350 13.78	461 18.16	350 x 450 13.78 x 17.72	3.1
CPFP3740	375 14.76	411 16.19	375 x 400 14.76 x 15.75	3.0
CPFP4050	400 15.75	511 20.13	400 x 500 15.75 x 19.68	3.9
CPFP4245	425 16.73	461 18.16	425 x 450 16.73 x 17.72	3.8
CPFP4555	450 17.72	561 22.10	450 x 550 17.72 x 21.65	4.8
CPFP4750	475 18.70	511 20.13	475 x 500 18.70 x 19.68	4.7
CPFP4860	480 18.90	611 24.06	480 x 600 18.90 x 23.62	5.6
CPFP5255	525 20.67	561 22.10	525 x 550 20.67 x 21.65	5.6
CPFP5560	555 21.85	611 24.06	555 x 600 21.85 x 23.62	6.5

### SUPPORT BRACKET

Support Bracket provides extra rigidity in 180-mm-deep enclosures that are either pendant- or pedestal-mounted. The bracket mounts in the top or bottom of the enclosure; drilling is required (drill points included on enclosure). The support bracket is not required for 120-mm-deep enclosures.

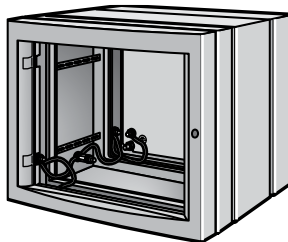
**BULLETIN: C2**

Catalog Number	Description	Product Weight (lb.)
CSB180	One bracket per package	1.8



87791766

### GROUNDING KIT




Kit provides a means of attaching a grounding conductor to an enclosure. Kit consists of two insulated copper wires with all installation hardware and instructions included.

**BULLETIN: C2**

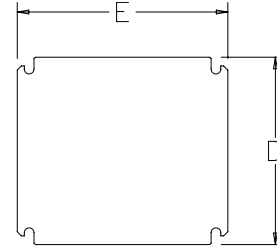
Catalog Number
CCGK

**DOOR PANELS**



Use Concept HMI Door Panels for mounting in the rear door of a Concept HMI enclosure. Constructed of 14 gauge steel and painted white; conductive panels have a galvanized finish.

**BULLETIN: C2**



87923202

Catalog Number	Type	Gauge	D (mm)	D (in.)	E (mm)	E (in.)
CP2535	Steel	14	131	5.18	232	9.14
CP2535G	Conductive	12	131	5.18	232	9.14
CP3040	Steel	14	181	7.15	282	11.11
CP3040G	Conductive	12	181	7.15	282	11.11
CP3235	Steel	14	206	8.13	232	9.14
CP3235G	Conductive	12	206	8.13	232	9.14
CP3545	Steel	14	232	9.12	332	13.08
CP3545G	Conductive	12	232	9.12	332	13.08
CP3740	Steel	14	256	10.10	282	11.11
CP3740G	Conductive	12	256	10.10	282	11.11
CP4050	Steel	12	281	11.09	382	15.04
CP4050G	Conductive	12	281	11.09	382	15.04
CP4245	Steel	12	306	12.07	332	13.08
CP4245G	Conductive	12	306	12.07	332	13.08
CP4555	Steel	12	331	13.05	432	17.01
CP4555G	Conductive	12	331	13.05	432	17.01
CP4750	Steel	12	356	14.04	382	15.04
CP4750G	Conductive	12	356	14.04	382	15.04
CP4860	Steel	12	361	14.23	482	18.98
CP4860G	Conductive	12	361	14.23	482	18.98
CP5255	Steel	12	407	16.01	432	17.01
CP5255G	Conductive	12	407	16.01	432	17.01
CP5560	Steel	12	436	17.19	482	18.98
CP5560G	Conductive	12	436	17.19	482	18.98

## Notes