




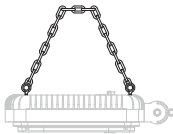


Areamaster™ LED Flood/High Bay Luminaires

250 W, 400 W, 750 W HID Light Level Equivalent

Accessories and Replacement Parts		
	Description	Catalog Numbers
Crossarm Mounting Bracket		
	Has 180° horizontal adjustment — degree marked. Facilitates mounting floodlight to crossarm or other flat surface, or to G-AM-8-WB. Includes floodlight yoke bolts. Malleable iron, zinc plated, chromate sealed, architectural bronze polyester finish.	G-AM-8-CA
Pipe or Wall Mount Bracket		
	Used with G-AM-8-CA. Clamps to 1" to 2-1/2" pipe, vertical or horizontal, or mounts on flat surfaces. Includes U-bolt and crossarm bracket bolts. Malleable iron, zinc plated, chromate sealed, with architectural bronze polyester finish.	G-AM-8-WB
Poletop Slip-Fitter		
	Slip-fits 1-1/2" or 2" pipe size poletop tenons. Includes floodlight yoke bolts, 3 locking bolts, and cord grip. Body is malleable iron-zinc plated, chromate sealed, with cast aluminum cap. Assembly has architectural bronze polyester finish.	G-SF20
	Slip-fits 1" or 1-1/2" pipe size poletop tenons. Includes floodlight yoke bolts, 3 locking bolts, and cord grip. Body is malleable iron-zinc plated, chromate sealed, with cast aluminum cap. Assembly has architectural bronze polyester finish.	AMLEDSF1
Poletop Slip-Fitter		
	Slip-fits 2" or 2-1/2" poletop tenons. Includes floodlight yoke bolts, 3 locking bolts, and cord grip. Malleable iron, zinc plated, chromate sealed, with architectural bronze polyester finish.	G-AM-8-SF
Chain		
	Chain mount assembly comes with two (2) 36" (914.4 mm) long chains, four (4) eye bolts, four (4) hex bolts, four (4) lock washers, four (4) hex nuts, eight (8) plain washers and an instruction sheet for complete assembly and mounting. Chains are galvanized steel, eye bolts are zinc plated steel, all other hardware is stainless steel.	AMLEDCM
LED Array		
	LED Array with White LED's for the AMLED67	AMLED67AW
	LED Array with White LED's for the AMLED77	AMLED77AW
	LED Array with White LED's for the AMLED87	AMLED87AW
Drivers		
	120 - 277 Vac Driver — BU Version	AMLED77DBU
	120 - 277 Vac Driver — BU1 Version — AMLED87 — Left Side	AMLEDDBU1L
	120 - 277 Vac Driver — BU1 Version — AMLED87 — Right Side	AMLEDDBU1R
	220 - 240 Vac Driver — BK Version	AMLED77DBK
	347 - 480 Vac Driver — BH Version	AMLED77DBH
Door Assembly		
	Door Assembly with a Glass Lens, Pins	AMLEDMDOOR
	Door Assembly with a Polycarbonate Lens, Pins	AMLEDMDOORP