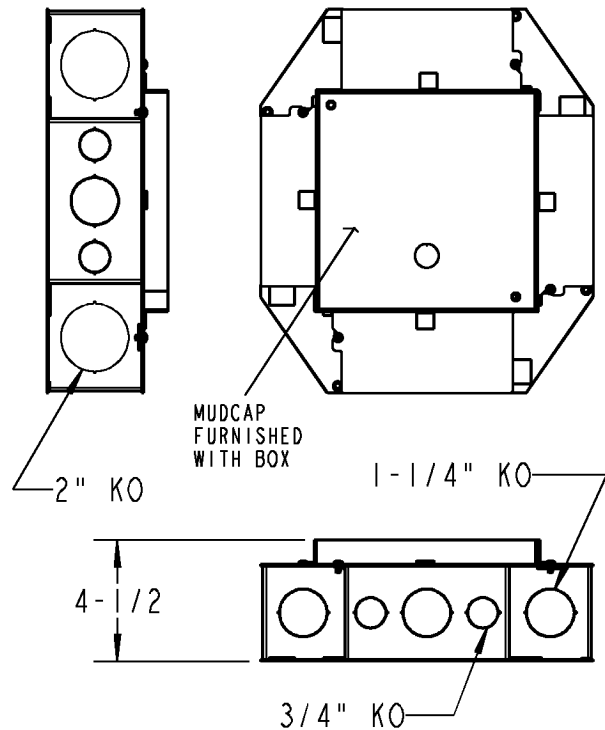
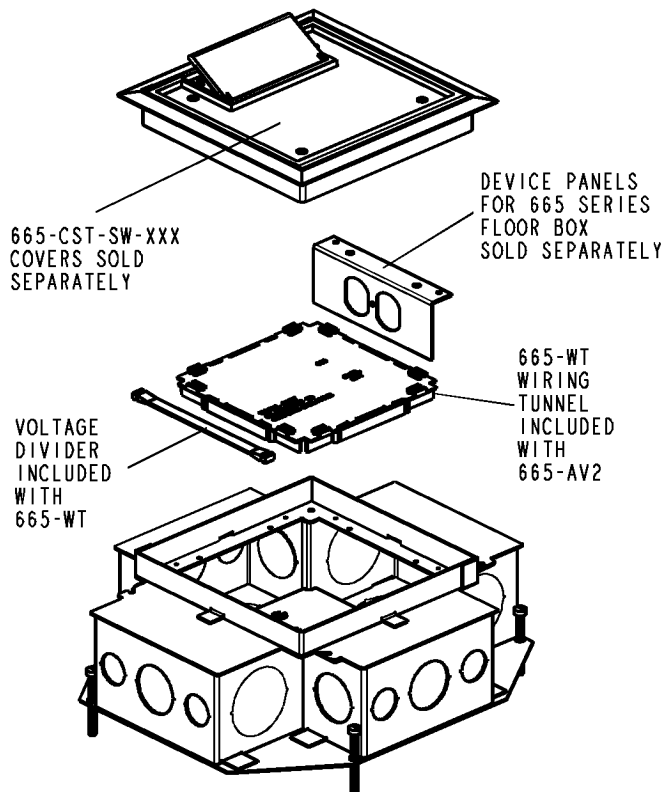


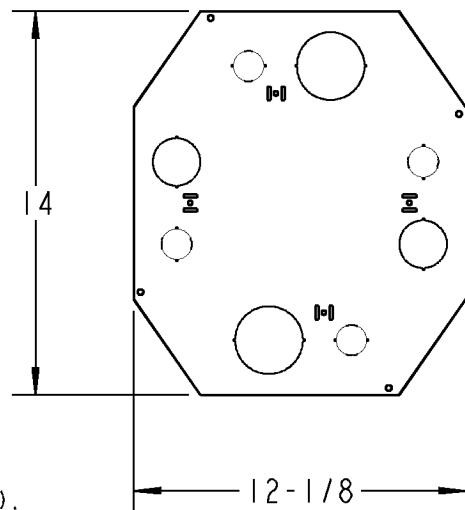
Steel City



665-AV2 STEEL FLOOR BOX

FEATURES:

1. BOX HEIGHT: 4-1/2".
2. BOX HAS (2) 52 CU. IN. COMPARTMENTS AND (2) 72 CU. IN. COMPARTMENTS.
3. SIMILAR TO 665-SC SERIES STEEL FLOOR BOX EXCEPT BOX HAS 2" CONDUIT KO'S IN THE (2) 72" CU. IN. COMPARTMENTS.
4. KNOCKOUTS:
 - (4) 2" KO'S ON SIDES AND (2) ON BOTTOM.
 - (8) 1-1/4" KO'S ON SIDES AND (2) ON BOTTOM.
 - (8) 3/4" KO'S ON SIDES AND (4) ON BOTTOM.
5. A WIRING TUNNEL IS FURNISHED WITH THE BOX TO SEPARATE HIGH AND LOW VOLTAGE AND PROVIDE FEED THROUGH TO ADJACENT OR OPPOSING COMPARTMENTS.
6. BOX ACCEPTS FOUR 665 SERIES DEVICE PANELS (SOLD SEPARATELY).
7. FURNISHED WITH (4) 2-1/2" LEVELING SCREWS.
8. USES ALL 665-CST-SW-XXX SERIES COVERS.



GENERAL NOTES

1. ALL DIMENSIONS ARE FOR REFERENCE ONLY.
2. DIMENSIONS IN BRACKETS [] ARE IN METRIC UNITS.

REVISIONS

*** SEE ERN (****)
FOR APPROVAL SIGNATURES
& RELEASE DATE.
PROJECT NO: UD55558

DESCRIPTION:

665-AV2 STEEL FLOOR BOX

Thomas & Betts
www.tnb.com

ORIGINAL PROJECT NO / (ERN NO)

UD55859 / (2010782)

SHEET NO:

1 OF 1

REV. NO:

-

DRAWING NO:

WSD-000510