

EXTERNAL FUNCTION BOX EFB300 INCL. CONNECTION CABLE
1,5M 3VA - EFB300 ACCESSORY FOR: 3VA6



Model	
Product brand name	SENTRON
Product designation	Ext. EFB300 expansion module
Design of the product	Accessories for 3VA
accessories	Digital input and output module






General technical data	
Suitability for operation	Installation in fixed switchboard inside enclosed rooms
Mounting position	any
Degree of pollution	3
Protection class IP	20 acc. to IEC60529

Mechanical Design	
Number of interfaces / of the circuit breaker communication system	1
Number of higher-level circuit breakers / of the ZSI module	
<ul style="list-style-type: none"> at input / maximum connectable 	20
<ul style="list-style-type: none"> at output / maximum connectable 	8

Design of the connecting cable / of the ZSI module	Flexible, shielded (at least 85% overlap), twisted cable, max. capacity: 200 nF/km (conductor/shield), 160 nF/km (conductor/conductor), inductivity 0.65 H/km, total line resistance: max. 28 ohms
Number of digital inputs	1
Input voltage / at digital input / at DC / rated value	24 V
Operating range of digital input	IEC: SELV/ PELV
Input voltage / at digital input	
• initial value for signal<1>-recognition	15 V
• Full-scale value for signal<0> recognition	5 V
Number of relay outputs	2
Voltage / of the output relay	
• at AC / maximum	250 V
• at DC / maximum	250 V
Continuous current / of the output relay	
• at AC / at 250 V / rated value	6 A
• at DC / at 30 V / rated value	5 A
Switching capacity current / of the output relay	
• at AC-12 / at 250 V	6 A
• at AC-15 / at 250 V	3 A
• at DC-12 / at 250 V	0.2 A
• at DC-13 / at 250 V	0.1 A
Output current / of the output relay	
• for signal <1> / initial value	10 mA
• for signal <1> / Full-scale value	27 mA
• for signal <0> / maximum	0.2 mA
Design of DIAZED fuse link / for short-circuit protection of auxiliary contacts of output relay	D0 6 A 500 V gL/gG
Overvoltage category / of the output relay	III (relay) I (other)
Number of static semiconductor outputs	2
Voltage / of the static semiconductor outputs / at DC / rated value	24 V
Note	IEC: SELV/ PELV
Current / of the static semiconductor outputs / at DC / rated value	100 mA
Power loss [V•A] / rated value	4 V•A
Rated control supply voltage U_s with DC	24 V
Relative symmetrical tolerance / of the operating range of the control feed voltage	20 %
Consumed current / maximum	0.16 A
Height	116 mm
Width	70 mm
Depth	36 mm
Net weight	236 g

Type of electrical connection	removable/pluggable
Type of electrical connection / at the inputs for supply voltage	screw-type terminals
Connectable conductor cross-section / solid / minimum	0.5 mm ²
Connectable conductor cross-section / solid / maximum	2.5 mm ²
Connectable conductor cross-section / finely stranded / with core end processing / minimum	0.5 mm ²
Connectable conductor cross-section / finely stranded / with core end processing / maximum	2.5 mm ²
Type of connectable conductor cross-sections / at the digital inputs / at AWG conductors / solid	1x 20 to 14; 2x 20 to 16
Tightening torque / with screw-type terminals / minimum	0.4 N·m
Tightening torque / with screw-type terminals / maximum	0.5 N·m

Certificates

General Product Approval	EMC	Declaration of Conformity	other
			
			Miscellaneous

Further information

Information- and Downloadcenter (Catalogs, Brochures,...)

<http://www.siemens.com/lowvoltage/catalogs>

Industry Mall (Online ordering system)

<https://mall.industry.siemens.com/mall/en/en/Catalog/product?mlfb=3VA9977-0UA10>

Service&Support (Manuals, Certificates, Characteristics, FAQs,...)

<https://support.industry.siemens.com/cs/ww/en/ps/3VA9977-0UA10>

Image database (product images, 2D dimension drawings, 3D models, device circuit diagrams, ...)

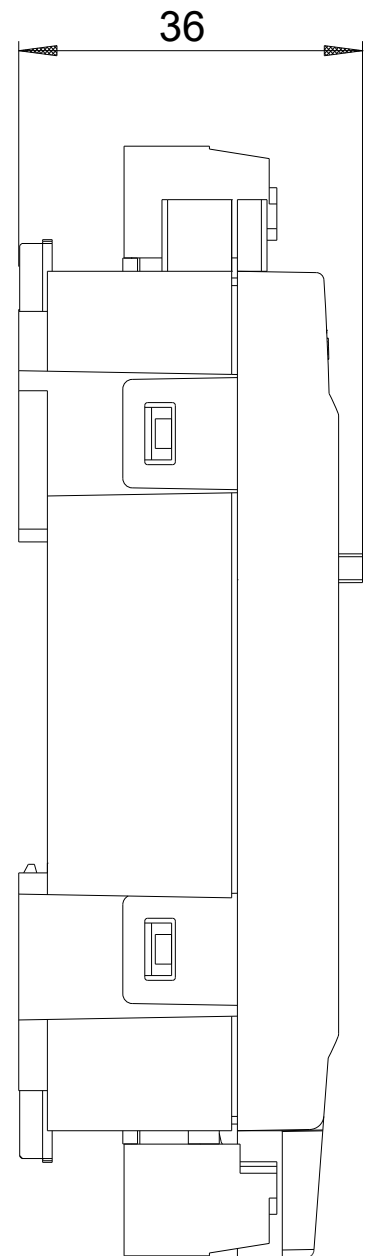
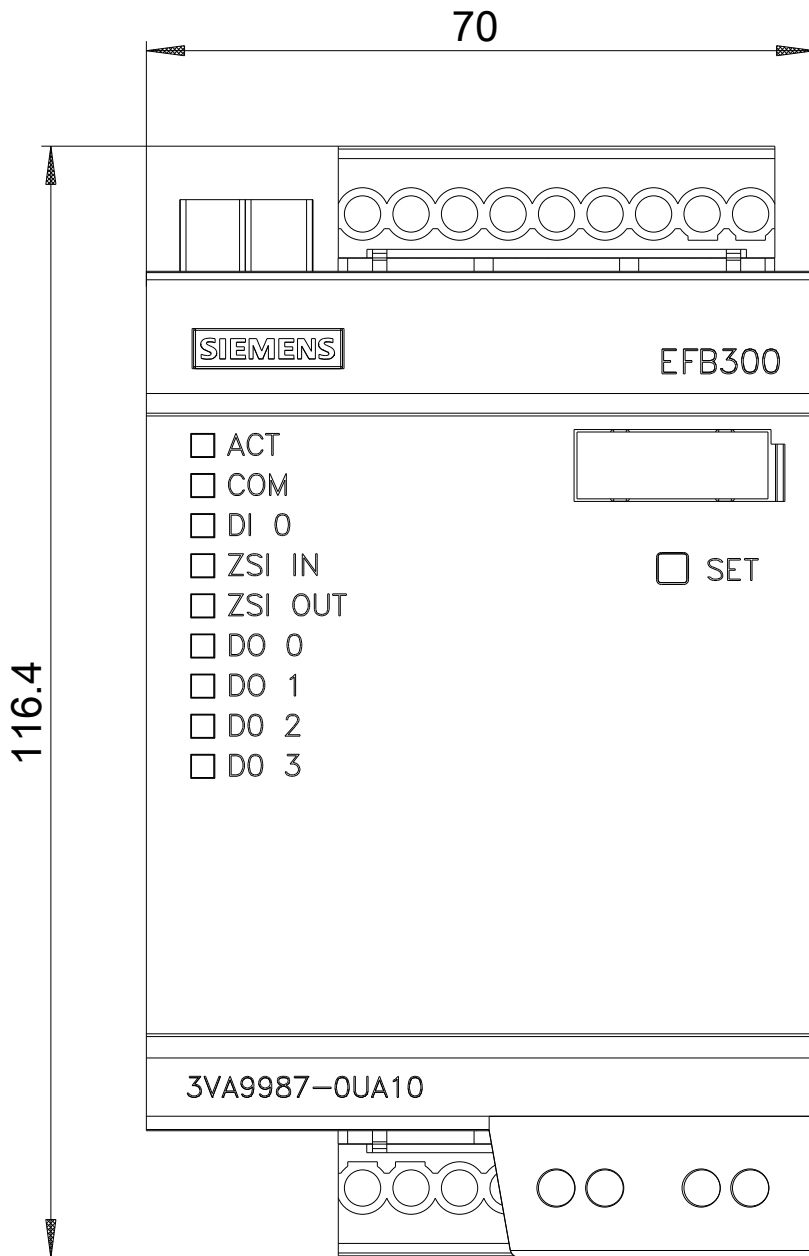
http://www.automation.siemens.com/bilddb/cax_en.aspx?mlfb=3VA9977-0UA10

CAX-Online-Generator

<http://www.siemens.com/cax>

Tender specifications

<http://www.siemens.com/specifications>



last modified:

11/17/2017