







Model	
Product brand name	SETRON
Product designation	accessories
Design of the product	circular conductor terminal

Connections according IEC	
Connectable conductor cross-section	
<ul style="list-style-type: none"> <li>• for copper cable / solid / minimum</li> </ul>	1.5 mm <sup>2</sup>
<ul style="list-style-type: none"> <li>• for copper cable / solid / maximum</li> </ul>	4 mm <sup>2</sup>
<ul style="list-style-type: none"> <li>• for copper cable / finely stranded / minimum</li> </ul>	1.5 mm <sup>2</sup>
<ul style="list-style-type: none"> <li>• for copper cable / finely stranded / maximum</li> </ul>	50 mm <sup>2</sup>
<ul style="list-style-type: none"> <li>• for copper cable / stranded / minimum</li> </ul>	1.5 mm <sup>2</sup>
<ul style="list-style-type: none"> <li>• for copper cable / stranded / maximum</li> </ul>	50 mm <sup>2</sup>
Wire stripping length	18 mm
Tightening torque / when using copper cables	
<ul style="list-style-type: none"> <li>• solid</li> </ul>	<= 10 mm <sup>2</sup> : 6.2 Nm
<ul style="list-style-type: none"> <li>• stranded</li> </ul>	<= 10 mm <sup>2</sup> : 6.2 Nm, <= 35 mm <sup>2</sup> : 8.5 Nm, >35 mm <sup>2</sup> : 14 Nm
<ul style="list-style-type: none"> <li>• finely stranded</li> </ul>	<= 10 mm <sup>2</sup> : 6.2 Nm, <= 35 mm <sup>2</sup> : 8.5 Nm, >35 mm <sup>2</sup> : 14 Nm

### Connections according UL

Wire stripping length	0.7 in
Connectable conductor cross-section	
<ul style="list-style-type: none"> <li>• for copper cable / solid / minimum</li> <li>• for copper cable / solid / maximum</li> <li>• for copper cable / stranded / minimum</li> <li>• for copper cable / stranded / maximum</li> <li>• for copper cable / finely stranded / minimum</li> <li>• for copper cable / finely stranded / maximum</li> </ul>	14 AWG 10 AWG 14 AWG 1/0 AWG 14 AWG 1/0 AWG
Tightening torque / when using copper cables	
<ul style="list-style-type: none"> <li>• solid</li> <li>• stranded</li> <li>• finely stranded</li> </ul>	<= 10 AWG: 55 lb-in <= 8 AWG: 55 lb-in, <= 2 AWG: 75 lb-in, >2 AWG: 125 lb-in <= 8 AWG: 55 lb-in, <= 2 AWG: 75 lb-in, >2 AWG: 123.9 lb-in

## Certificates

General Product Approval	EMC	Declaration of Conformity	other
 UL		 RCM	 EG-Konf.
			<a href="#">Miscellaneous</a>

## Further information

### Information- and Downloadcenter (Catalogs, Brochures,...)

<http://www.siemens.com/lowvoltage/catalogs>

### Industry Mall (Online ordering system)

<https://mall.industry.siemens.com/mall/en/en/Catalog/product?mlfb=3VA9143-0JD11>

### Service&Support (Manuals, Certificates, Characteristics, FAQs,...)

<https://support.industry.siemens.com/cs/ww/en/ps/3VA9143-0JD11>

### Image database (product images, 2D dimension drawings, 3D models, device circuit diagrams, ...)

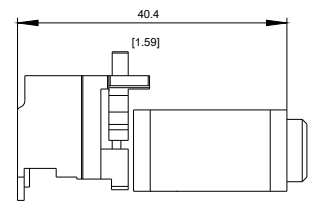
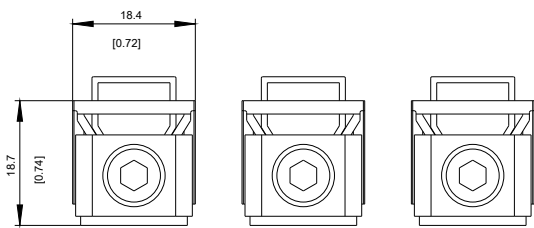
[http://www.automation.siemens.com/bilddb/cax\\_en.aspx?mlfb=3VA9143-0JD11](http://www.automation.siemens.com/bilddb/cax_en.aspx?mlfb=3VA9143-0JD11)

### CAX-Online-Generator

<http://www.siemens.com/cax>

### Tender specifications

<http://www.siemens.com/specifications>



**last modified:**

11/20/2017