

**Tough decorator-style receptacles designed for energy savings.**

26252CH, 26352CH, 26252CD, 26352CD  
TR26262CH, TR26362CH, TR26262CD, TR26362CD

These durable, dependable receptacles feature a permanently marked, differentiated solution that meets all necessary code requirements. The controlled receptacle marking printed on the face of the receptacle is both NEMA-approved and compliant with the National Electrical Code®, CA Title 24, and ASHRAE Energy Efficiency Standard 90.1. This clear, permanent marking helps end-users differentiate controlled receptacles from others. Corrosion-resistant plated steel straps and high-strength nylon faces make these receptacles perfect for any hard use application. They feature one-piece, triple-wipe brass contacts for lasting retention. And screw-pressure-plate back wiring makes installation fast and easy.



**Features & Benefits**

**Tri-drive brass-plated terminal screws. Two back-wire holes** for more wiring flexibility.

**Permanent controlled receptacle markings using abrasion-resistant ink.**



**Corrosion-resistant, plated steel strap** locked into face and back body to resist pulling away from face/body assembly.

**Dual mechanical shutter system** to help prevent insertion of foreign objects (in Tamper-Resistant models).

**Auto-ground clip** eliminates the necessity to terminate grounding conductor in device.

- **Controlled receptacle marking** is NEMA-approved and compliant with 2017 NEC®, CA Title 24, and ASHRAE Energy Efficiency Standard 90.1.
- **Can be wired to any number of stand-alone** or system-based plug load control solutions.

- **CH Version Only: Split circuit tab broken at the factory**, allowing half of the receptacle to be controlled.
- **.032 inch thick, brass, triple-wipe power contacts** for lasting retention.
- **Two drive screws anchor strap** to back body and face where abrupt removal torque is strongest.

**3rd Party Compliance**



UL Listed, File Number E140596, Standard UL498.  
Fed Spec WC596, CSA C22.2 No. 42, CSA/CUL approved, File Number LR16063, Standard CSA-C22.2 No. 42.

## Technical Information

### Performance

#### Electrical

Dielectric Withstand Voltage	Withstands 2000V minimum
Maximum Working Voltage	125V
Current Interrupting	Certified for current interrupting at full-rated current (receptacle only)
Temperature Rise	Maximum 30°C temperature rise at full-rated current after 50 cycles of overload at 150% of rated current with direct current

#### Mechanical


Terminal Identification	Terminal Identification in accordance with UL 498 (Brass, White, Green)
Terminal Accommodation	#14 AWG - #10 AWG copper conductor only
Product Identification	Ratings are permanent part of the device

#### Environmental


Flammability	UL94 V2
Operating Temperature	Maximum continuous +60°C, minimum -40°C (without impact)

### Materials

Face	Nylon
Back Body	PVC
Line Contacts	.032 688 Brass
Mounting Strap	.042" Zinc-Plated Steel
Ground Contacts	.040" 260 Brass
Pressure Plate	.080" Steel
Terminal Screws	#8 Tri-Drive Steel (Neutral = Nickel-Plated Steel)
Ground Screw	#8 Hex Tri-Drive Steel
Assembly Drive Screw	Zinc-Plated Steel
Auto-Ground Clip	Stainless Steel
Mounting Screws	Tri-Drive Steel
Ink	Pad Printed
Tamper-Resistant	Thermoplastic Shutters



**26352CHBK**



**TR26352CDBK**

### Warranty

1 Year

## Ordering Information

### Half-Controlled Duplex Receptacles Back & Side Wire

Catalog Number	Ratings	Color	NEMA Config.
26252CHI	15A 125V	Ivory	5-15R
26252CHW	15A 125V	White	5-15R
26252CH	15A 125V	Brown	5-15R
26252CHGRY	15A 125V	Gray	5-15R
26252CHBK	15A 125V	Black	5-15R
26252CHLA	15A 125V	Light Almond	5-15R
26252CHGN	15A 125V	Green	5-15R
26252CHBL	15A 125V	Blue	5-15R
26352CHI	20A 125V	Ivory	5-20R
26352CHW	20A 125V	White	5-20R
26352CH	20A 125V	Brown	5-20R
26352CHGRY	20A 125V	Gray	5-20R
26352CHBK	20A 125V	Black	5-20R
26352CHLA	20A 125V	Light Almond	5-20R
26352CHBL	20A 125V	Blue	5-20R
26352CHGN	20A 125V	Green	5-20R

### Tamper-Resistant Half-Controlled Duplex Receptacles Back & Side Wire

Catalog Number	Ratings	Color	NEMA Config.
TR26262CHI	15A 125V	Ivory	5-15R
TR26262CHW	15A 125V	White	5-15R
TR26262CH	15A 125V	Brown	5-15R
TR26262CHGRY	15A 125V	Gray	5-15R
TR26262CHLA	15A 125V	Light Almond	5-15R
TR26262CHBL	15A 125V	Blue	5-15R
TR26362CHI	20A 125V	Ivory	5-20R
TR26362CHW	20A 125V	White	5-20R
TR26362CH	20A 125V	Brown	5-20R
TR26362CHGRY	20A 125V	Gray	5-20R
TR26362CHBK	20A 125V	Black	5-20R
TR26362CHLA	20A 125V	Light Almond	5-20R
TR26362CHBL	20A 125V	Blue	5-20R

### Dual-Controlled Duplex Receptacles Back & Side Wire

Catalog Number	Ratings	Color	NEMA Config.
26252CDI	15A 125V	Ivory	5-15R
26252CDW	15A 125V	White	5-15R
26252CD	15A 125V	Brown	5-15R
26252CDGRY	15A 125V	Gray	5-15R
26252CDBK	15A 125V	Black	5-15R
26252CDLA	15A 125V	Light Almond	5-15R
26252CDBL	15A 125V	Blue	5-15R
26252CDGN	15A 125V	Green	5-15R
26352CDI	20A 125V	Ivory	5-20R
26352CDW	20A 125V	White	5-20R
26352CD	20A 125V	Brown	5-20R
26352CDGRY	20A 125V	Gray	5-20R
26352CDBK	20A 125V	Black	5-20R
26352CDLA	20A 125V	Light Almond	5-20R
26352CDBL	20A 125V	Blue	5-20R
26352CDGN	20A 125V	Green	5-20R

### Tamper-Resistant Dual-Controlled Duplex Receptacles Back & Side Wire

Catalog Number	Ratings	Color	NEMA Config.
TR26262CDI	15A 125V	Ivory	5-15R
TR26262CDW	15A 125V	White	5-15R
TR26262CD	15A 125V	Brown	5-15R
TR26262CDGRY	15A 125V	Gray	5-15R
TR26262CDLA	15A 125V	Light Almond	5-15R
TR26262CDBL	15A 125V	Blue	5-15R
TR26362CDI	20A 125V	Ivory	5-20R
TR26362CDW	20A 125V	White	5-20R
TR26362CD	20A 125V	Brown	5-20R
TR26362CDGRY	20A 125V	Gray	5-20R
TR26362CDBK	20A 125V	Black	5-20R
TR26362CDLA	20A 125V	Light Almond	5-20R
TR26362CDBL	20A 125V	Blue	5-20R

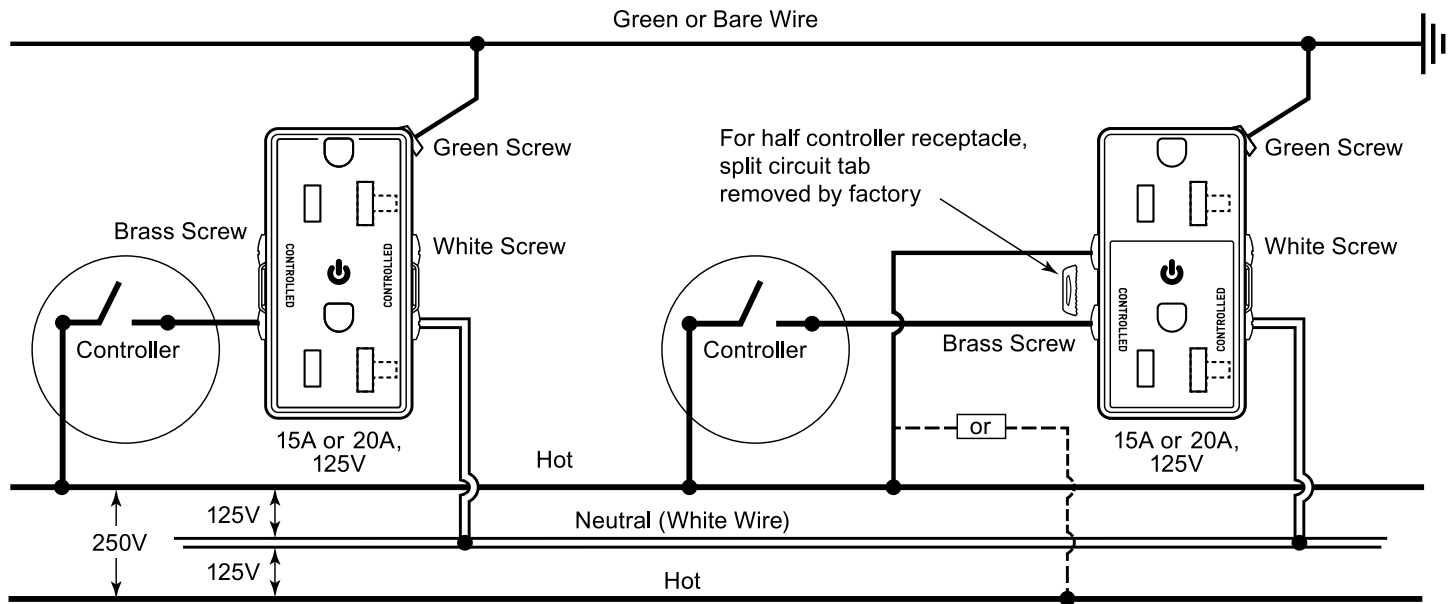


NEMA  
5-15R



NEMA  
5-20R

**Plug Load Controllable Receptacles Wiring Diagram**



Note: Hot conductors may be any color OTHER than white, gray or green.

**Vertical Markets**

- Office
- Institutional
- MDU
- Education
- Hospitality/Lodging

**Also available...**

- USB Charging Devices
- Ground Continuity Monitoring (GCM)
- SPD & Isolated Ground Devices
- Hospital Grade Devices
- Straight Blade Plugs & Connectors
- IEC 309 Industrial Products
- PlugTail® Wiring Devices
- Turnlok® Locking Devices
- Flexcor® Wire Mesh Grips

The paper used to print this document is an environmentally responsible paper with 10% post consumer waste, with FSC and SFI Chain of Custody certifications, Lacey Act compliant. 100% of the electricity used to manufacture Flo sheets is generated with Green-e certified renewable energy.

All brand and product names referenced in this document are registered trademarks or trademarks of their respective holders.