

WALLPLATES & HOUSINGS



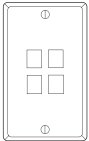
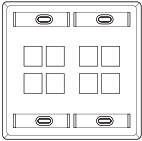






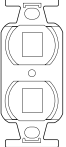
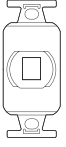
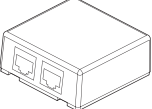
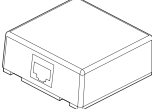

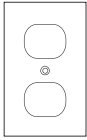
Leviton offers the widest range of wallplates from standard flush-mount plates with QuickPort® openings, to the modular MOS system, surface mount housings, modular furniture faceplates and pre-configured voice-grade telephone wall jacks. Choose from a multitude of finishes, colors, sizes and styles to fit every application.

SECTION B CONTENTS

B4 QuickPort Single-Gang Wallplates	B15 QuickPort Modular Furniture Faceplates
B5 QuickPort Dual-Gang Wallplates	B17 Decora Telephone & Video Wall Jacks
B5 QuickPort Stainless Steel Wallplates	B17 Midsize Telephone & Video Wall Jacks
B7 QuickPort Midsize Wallplates	B19 Standard Telephone & Video Wall Jacks
B7 QuickPort Decora® Multimedia Inserts & Wallplates	B20 Wall Phone Jacks
B9 Acenti™ Wallplates, QuickPort Inserts & Connectors	B21 Telephone Wall Jack Inserts
B11 QuickPort Inserts	B22 Surface Mount Telephone Jacks
B12 QuickPort Surface Mount Boxes	B23 Standard Wallplates
B13 QuickPort Multimedia Outlet System (MOS)	

OUTLET OPTIONS & QUICKPORT® WALLPLATES

From the elegance of Acenti™, to the modular efficiency of QuickPort, to the tried and true familiarity of standard phone jacks, Leviton has a wallplate or housing for every application. Our most popular options are described below.

<p>QUICKPORT</p>  <p>Wallplates with standard-sized openings designed to accommodate QuickPort connectors or adapters. 2.75" W X 4.53" H.</p>	<p>DUAL-GANG</p>  <p>The standard double wallplate with a width of 4.625" W X 4.53" H. Quickport, Decora, and other styles available.</p>
<p>ACENTI WALLPLATE</p>  <p>Low-profile plates accept a variety of QuickPort and other inserts for voice, data, lighting control, GFCI and more. One- to six-gang styles. See Section X for dimensions.</p>	<p>ACENTI INSERT</p>  <p>QuickPort inserts designed to snap into Acenti wallplates.</p>
<p>DECORA</p>  <p>Wallplates with standard-sized openings designed to accommodate Decora Inserts. Available in single and multiple gang styles.</p>	<p>DECORA INSERT</p>  <p>Standard, Decora-sized inserts designed to adapt high and low voltage applications to a single wallplate profile.</p>
<p>MIDSIZE</p>  <p>A wider (3.12" W X 4.87" H) single-gang wallplate designed to disguise flaws in drywall and provide a designer silhouette.</p>	<p>SINGLE-GANG</p>  <p>The standard wallplate with a width of 2.75" W X 4.53" H. Available in a variety of styles.</p>
<p>TYPE 106 (DUPLEX)</p>  <p>The Standard NEMA-style form with two openings, which is most common among electrical outlets.</p>	<p>TYPE 105 (SINGLE)</p>  <p>The Standard NEMA-style form with one opening—less common than the Type 106.</p>
<p>TYPE 104 (DUPLEX)</p>  <p>A NEMA-style surface-mount box, with two outlets or openings, common for use with telephone jacks on walls and baseboards.</p>	<p>TYPE 103 (SINGLE)</p>  <p>Identical to the type 104 box, but featuring only one outlet.</p>
<p>WALL JACK</p>  <p>A wallplate pre-configured with a connector or adapter.</p>	<p>FLUSH MOUNT</p>  <p>Wallplates designed to fit smoothly against a wall, with a minimum profile. Available in a variety of styles.</p>



QUICKPORT® SINGLE-GANG WALLPLATES

[A, B] Single-gang flush mount wallplates offer field-configurable flexibility in a single-piece housing. Compatible with all QuickPort Modules. Available with or without designation windows. Labels and plastic label covers included for designation windows, and also available separately. UL Listed, CSA Certified.

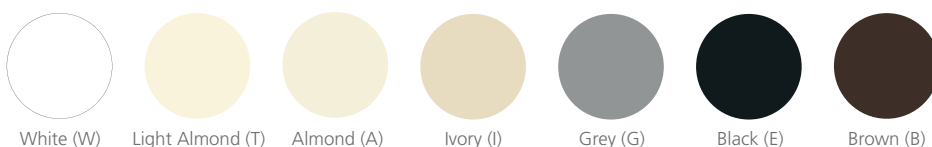
[A] QUICKPORT SINGLE-GANG WALLPLATES	
DESCRIPTION	PART NO.
6-Port Wallplate	41080-6*P
4-Port Wallplate	41080-4*P
3-Port Wallplate	41080-3*P
2-Port Wallplate	41080-2*P
1-Port Wallplate	41080-1*P

* = Colors: White (W), Light Almond (T), Almond (A), Ivory (I), Grey (G), Black (E), Brown (B)

[B] QUICKPORT SINGLE-GANG WALLPLATES WITH DESIGNATION WINDOWS		
DESCRIPTION	ID WINDOWS	PART NO.
6-Port Wallplate	2	42080-6*S
4-Port Wallplate	2	42080-4*S
3-Port Wallplate	2	42080-3*S
2-Port Wallplate	2	42080-2*S
1-Port Wallplate	1	42080-1*S

Note: Wallplates are sold empty. Quickport Connectors must be ordered separately. (See Section A.)

* = Colors: White (W), Ivory (I), Grey (G), Black (E)




White (W) Light Almond (T) Almond (A) Ivory (I) Grey (G) Black (E) Brown (B)


QUICKPORT® WALLPLATES



A



B



C



D

QUICKPORT DUAL-GANG WALLPLATES

[A] Dual-gang flush mount wallplates with designation windows are designed as a single-piece housing with a wide choice of port counts. Field configure with any combination of QuickPort Modules. Labels and plastic label covers are included for designation windows, and are also available separately.

QUICKPORT STAINLESS STEEL WALLPLATES

[B, C] Single-gang and dual-gang QuickPort Stainless Steel Wallplates provide rugged durability and accept any QuickPort Module. Ideal in environments that demand an easy-to-clean solution.

[D] Bring stainless steel durability to your wallphone. Easily mount any standard wallphone on this sturdy, standard-sized wallplate with durable rivets. Single port accepts any Leviton QuickPort Module. Recessed design fits cleanly with slide-rail mechanisms.

[A] QUICKPORT DUAL-GANG WALLPLATES WITH DESIGNATION WINDOWS

DESCRIPTION	ID WINDOWS	PART NO.
12-Port Wallplate	4	42080-12*
8-Port Wallplate	4	42080-8*P
6-Port Wallplate	4	42080-6*P
4-Port Wallplate	4	42080-4*P
3-Port Wallplate	2	42080-3*P
2-Port Wallplate	2	42080-2*P
1-Port Wallplate	2	42080-1*P

Note: Order QuickPort Modules separately. (See Section A.)

* = Colors: White (W), Ivory (I), Grey (G), Black(E).

[B, C] QUICKPORT STAINLESS STEEL WALLPLATES

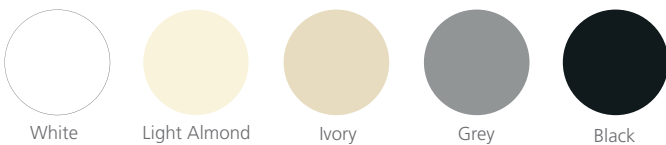
DESCRIPTION	SINGLE-GANG	DUAL-GANG
12-Port Wallplate		43080-S12
8-Port Wallplate		43080-2S8
6-Port Wallplate	43080-1S6	43080-2S6
4-Port Wallplate	43080-1S4	43080-2S4
3-Port Wallplate	43080-1S3	
2-Port Wallplate	43080-1S2	43080-2S2
1-Port Wallplate	43080-1S1	

[D] QUICKPORT STAINLESS STEEL WALLPHONE WALLPLATES


DESCRIPTION	PART NO.
Stainless Steel Wallphone Wallplate, recessed	4108W-1SP
Stainless Steel Wallphone Wallplate	4108W-0SP

Note: Order QuickPort Modules separately. (See Section A.)

Leviton also offers Voice-Grade Wall Phone Jacks. (See page B20.)



QUICKPORT® & DECORA® WALLPLATES



QUICKPORT MIDSIZE WALLPLATES

[A] Midsize wallplates feature QuickPort modularity with an expanded silhouette to provide a designer look and hide irregular drywall cuts or flaws around outlets. The 4.875" x 3.125" plate is .375" wider and taller than standard wallplates, and matches Leviton's Midsize Wallplates for electrical devices and lighting controls. The 0.25" depth ensures a clean fit with various devices. Crafted from durable, smooth-finish nylon, wallplates fit single-gang backboxes.

QUICKPORT DECORA MULTIMEDIA INSERTS & WALLPLATES

[B-F] Combine voice, data, audio and video in one compact, attractive Decora wallplate. QuickPort Decora Wallplate Inserts match Leviton Decora electrical switches and outlets to support high-tech communications. QuickPort Modules fit neatly into a single-gang Decora wallplate and can be combined with Decora electrical devices (with a barrier box) in a multi-gang wallplate. Compatible with all standard Decora wallplates and Decora Plus snap-on wallplates.

[A] QUICKPORT MIDSIZE SINGLE-GANG WALLPLATES	
DESCRIPTION	PART NO.
6-Port Wallplate	41091-6*N
4-Port Wallplate	41091-4*N
3-Port Wallplate	41091-3*N
2-Port Wallplate	41091-2*N
1-Port Wallplate	41091-1*N

Note: Order QuickPort Modules in Section A.

* = Colors: White (W), Light Almond (T), Almond (A), Ivory (I), Brown (B)

DECORA WALLPLATES			
DESCRIPTION	UREA	NYLON	DECORA PLUS SNAP-ON
[B] Single-Gang Decora Wallplate	80401-00*	80401-0N*	80301-00*
[C] Dual-Gang Decora Wallplate	80409-00*	80409-0N*	80309-00*
[D] Three-Gang Decora Wallplate	80411-00*	80411-0N*	80311-00*
[E] Four-Gang Decora Wallplate	80412-00*	80412-0N*	80312-00*

[F] QUICKPORT DECORA MULTIMEDIA INSERTS							
DESCRIPTION	WHITE	LT. ALMOND	ALMOND	IVORY	GREY	BLACK	BROWN
6-Port Insert	41646-00W	41646-00T	41646-00A	41646-00I	41646-0GY	41646-00E	41646-00B
4-Port Insert	41644-00W	41644-00T	41644-00A	41644-00I	41644-0GY	41644-00E	41644-00B
3-Port Insert	41643-00W	41643-00T	41643-00A	41643-00I	41643-0GY	41643-00E	41643-00B
2-Port Insert	41642-00W	41642-00T	41642-00A	41642-00I	41642-0GY	41642-00E	41642-00B
Blank Insert	80414-00W	80414-00T	80414-00A	80414-00I	80414-0GY	80414-00E	80414-00B

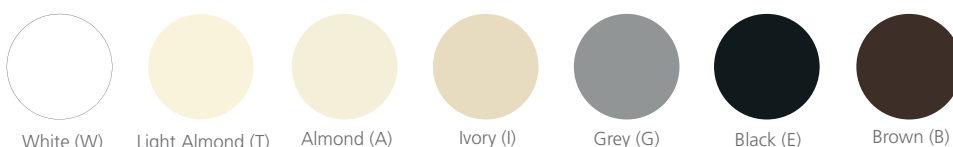
2-PORT INSERT/CONNECTOR KITS			
DESCRIPTION	LT. ALMOND	WHITE	IVORY
2-Port Insert w/two 6P6C connectors		41666-00W	41666-00I
2-Port Insert w/two 8P8C connectors	41688-00T	41688-00W	41688-00I

DECORA PLUS VOICE/DATA CONNECTORS W/QUICKPORT MODULES			
Insert w/one 6P6C jack and one F-connector		41658-00W	41658-00I
Insert w/one 6P6C jack and one 8P8C jack		41668-00W	41668-00I

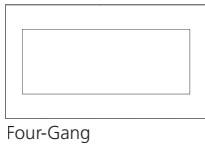
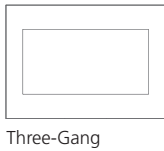
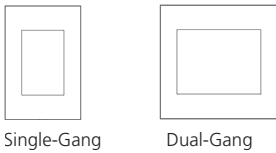



Note: Order QuickPort Modules in Section A.

Additional Decora wallplate ordering information can be found on page B24.

* = Colors: Ivory (I), Light Almond (T), White (W), Black (E), Grey (GY), Red (R), Almond (A), no additional suffix indicates Brown.



THE ACENTI™ COLLECTION



ACENTI WALLPLATES, QUICKPORT® INSERTS & CONNECTORS


The Acenti Collection adds the finishing touch to any well-conceived living space with a unique style that is both technically and aesthetically superior. The entire collection is available in today's sleek and soothing neutral colors to perfectly complement any home or office environment. Choose from a wide variety of wallplates and inserts as well as voice, data and audio/video connectors for a sophisticated new look. See all of the options at leviton.com/acenti, or call Leviton Customer Service at 1-888-4-ACENTI.

ACENTI QUICKPORT ADAPTERS & CONNECTORS FOR AUDIO/VIDEO

[A-I] Mix and match QuickPort audio/video adapters and connectors, all available in the full spectrum of Acenti colors, to create a customized multimedia center. Choose BNC, F-Type and S-Video Adapters for high-end video and home theatre or RCA, Binding Post and Banana Jack Adapters for advanced audio. All adapters and connectors meet or exceed industry standards.

[A] ACENTI™ QUICKPORT® MULTIMEDIA INSERTS	
DESCRIPTION	PART NO.
6-Port Acenti QuickPort Insert	AC646-00*
4-Port Acenti QuickPort Insert	AC644-00*
3-Port Acenti QuickPort Insert	AC643-00*
2-Port Acenti QuickPort Insert	AC642-00*
[B] ACENTI WALLPLATES	
Six-Gang Acenti Wallplate	ACWP6-00*
Five-Gang Acenti Wallplate	ACWP5-00*
Four-Gang Acenti Wallplate	ACWP4-00*
Three-Gang Acenti Wallplate	ACWP3-00*
Dual-Gang Acenti Wallplate	ACWP2-00*
Single-Gang Acenti Wallplate	ACWP1-00*

QUICKPORT® AUDIO/VIDEO ADAPTERS & CONNECTORS	
DESCRIPTION	PART NO.
Acenti GigaMax® 5e channel-rated connector	AC108-R*5
[C] Acenti BNC Adapter, nickel-plated	AC084-B*F
Acenti BNC Adapter, gold-plated	AC832-0B*
Acenti F-Type Adapter, nickel-plated	AC084-F*F
[D] Acenti F-Type Adapter, gold-plated	AC831-0B*
[E] Acenti S-Video Connector, 110 Termination	AC734-SV*
[F] Acenti Blank Insert (pack of 10)	AC084-B*B
Acenti RCA Jack, gold-plated w/red stripe	AC830-B*R
[G] Acenti RCA Jack, gold-plated w/black stripe	AC830-B*E
Acenti RCA Jack, gold-plated w/yellow stripe	AC830-B*Y
[H] Acenti Banana Jack Adapter, gold-plated w/red stripe	AC837-B*R
Acenti Banana Jack Adapter, gold-plated w/black stripe	AC837-B*E
Acenti Binding Post Adapter gold-plated w/red stripe	AC833-B*R
[I] Acenti Binding Post Adapter gold-plated w/black stripe	AC833-B*E
Acenti RCA 110 Connector, orange inner barrel	AC735-RO*
Acenti RCA 110 Connector, red inner barrel	AC735-RR*
Acenti RCA 110 Connector, white inner barrel	AC735-RW*
Acenti RCA 110 Connector, yellow inner barrel	AC735-RY*



Alabaster (W)



Natural (A)



Quartz (Q)



Sand (S)



Driftwood (D)




Slate (G)



Onyx (E)

QUICKPORT® INSERTS & ADAPTERS



QUICKPORT DUPLEX/QUAD 106 INSERTS

[A, B] QuickPort Duplex and Quad 106 Inserts accept all QuickPort Modules and fit standard NEMA wallboxes and most floor boxes and monuments. A recess above each module port on the Duplex 106 Insert accommodates Leviton Designation Labels (page I5) or hand-written port ID. Uses standard duplex wallplates (sold separately, page B23).

QUICKPORT FLOOR JACK INSERTS

[C] Rugged and fully field-configurable, this floor-mounted communications outlet offers excellent point-of-use connectivity. The two individual ports are configured easily with any combination of QuickPort Modules. Each floorplate is made of .06" thick solid brass to hold up under heavy traffic and fits standard metal boxes 3" x 2", 3" x 2 1/8" and larger. When not in use, a flush-fitting brass screw cap keeps internal components free from dirt and dust.

QUICKPORT 106 INSERTS

DESCRIPTION	PART NO.
[A] QuickPort Duplex 106 Insert	41087-2*P
[B] QuickPort Quad 106 Insert	41087-Q*P

Note: Inserts are sold empty. QuickPort Connectors must be ordered separately. (See Section A.)

* = Colors: White (W), Lt. Almond (T), Ivory (I), Grey (G), Black (E)

[C] QUICKPORT DUPLEX FLOOR JACK INSERTS WITH BRASS PLATE & SCREW CAP

DESCRIPTION	PART NO.
Insert with one F-connector, one blank module	41650-00F
Insert with one 6-conductor connector, one blank module	41650-006
Insert with one blank module	41652-000
Insert with two 6-conductor jacks	41652-006
Insert with one 6-conductor connector, one F-connector	41652-06F



QUICKPORT SURFACE MOUNT BOXES

[A-J] Leviton's surface mount housings and backboxes work in places where it may not be practical to add a wallbox. Configure housings to your specific needs using QuickPort modules. Housings mount on walls and furniture with double-sided tape or screws (both included); modular furniture brackets (page B15); or to metal surfaces with magnets (J below).

QUICKPORT SURFACE MOUNT BOXES					
DESCRIPTION	1-PORT	2-PORT	4-PORT	6-PORT	12-PORT
Surface Mount Housing	[A] 41089-1*P	[B] 41089-2*P	[C] 41089-4*P	[D] 41089-6*P	[E] 41089-12*

Note: QuickPort Modules must be ordered separately. (See Section A.)

* = Colors: White (W), Ivory (I), Grey (G), Black (E) – 2-Port also available in Light Almond (T)


SINGLE- AND DUAL-GANG SURFACE MOUNT BACKBOXES		
DESCRIPTION	1.89" DEEP	1.45" DEEP
Single-Gang	[F] 42777-1*A	[G] 42777-1*B
Dual-Gang	[H] 42777-2*A	[I] 42777-2*B

MAGNETS	
DESCRIPTION	PART NO.
Magnets (4 per pack)	[J] 41030-SMJ

Note: Use 1 magnet for 2-port Surface Mount Housing. Use 2 magnets for 4-, 6-, and 12-port Surface Mount Housings, Single & Dual-Gang Surface Mount Backboxes, 103 & 104 type modular jacks.

* = Colors: White (W), Ivory (I), Grey (G), Black (E)

QUICKPORT® MOS SYSTEM



White (W)



Ivory (I)



Grey (G)

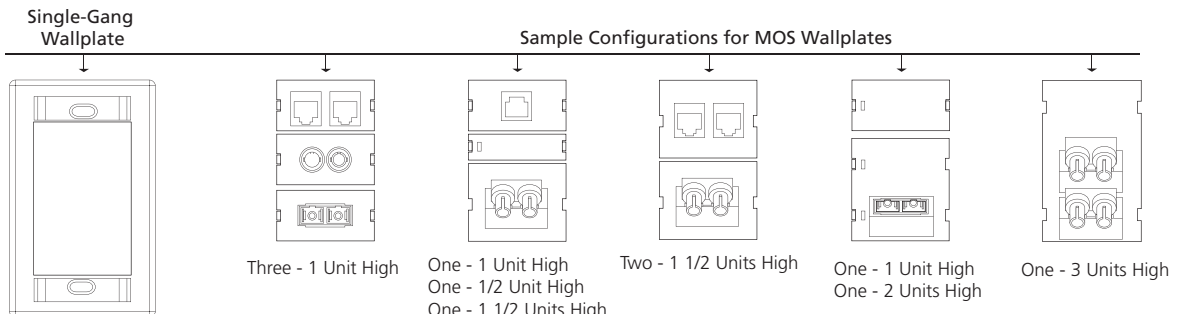







































Black (E)

QUICKPORT MULTIMEDIA OUTLET SYSTEM (MOS)

The innovative QuickPort Multimedia Outlet System provides the highest level of application and installation flexibility for fiber optic and twisted-pair connectivity. It consists of a surface mount box and single- and dual-gang wallplates, which accept a variety of copper, fiber, and audio/video QuickPort Modules.

The MOS line is distinguished from other QuickPort housings by several features: front-load installation capability for simple moves, adds and changes; duplex modules and fiber adapters for SC, ST®, MT-RJ and other applications; S-Video and RCA adapters for high-definition audio/video; and design elements for enhanced routing, storage and bend radius protection of fiber and copper cabling. See individual product descriptions for more features.



MOS SURFACE MOUNT BOX AND WALLPLATES				
DESCRIPTION	PART NO.	DESCRIPTION	PART NO.	
 6-Port Surface Mount Box	41296-MM◦	 Dual-Gang Wallplate	41290-DM◦	
 Single-Gang Wallplate	41290-SM◦	 Fiber Storage/Spacer Ring	41290-DR*	
MOS INSERTS FOR SURFACE MOUNT BOXES AND WALLPLATES (1 UNIT HIGH)				
 2-Port QuickPort Adapter, flush	41291-2Q◦	 1-Port QuickPort Adapter, flush	41291-1M◦	
 1 S-Video Insert Module, rear barrel termination for bare wires	41291-1V◦	 1 RCA Insert Module, 2-port, screw terminal	41291-1R◦	
 1 RCA Insert Module, 3-port, female-to-female adapters	41292-3R◦	 1 HD-15 Insert Module, female-to-female	41293-HD◦	
 1 Duplex ST Adapter, (phos. bronze slv.)	41291-2T*	 1 Duplex FC Adapter (phos. bronze slv.)	41291-PF*	
 1 Duplex ST Adapter, (zirconia ceramic slv.)	41291-2T*	 1 Duplex FC Adapter (zirconia ceramic slv.)	41291-ZF*	
 1 Duplex SC Adapter (phos. bronze sleeve)	41291-PC*	 Blank Module	41291-1B*	
 1 Duplex SC Adapter (zirconia ceramic slv.)	41291-2C*	 Blank HD-15 Insert Module	41291-DB◦	
 1 RCA Component (Y, W, R) 110	41292-AV•	 1 Decora Converter Strap	41649-00•	
 1 RCA Component (R, B, G) 110	41292-DV•			
MOS INSERTS FOR USE WITH MOS WALLPLATES				
 2-Port QuickPort Adapter, 45° exit (1.5 units high)	41294-2Q◦	 Blank Module (1.5 units high)	41294-2B◦	
 Blank Module (0.5 unit high)	41295-5B◦	 Blank Module (2 units high)	41292-2B◦	
MOS INSERTS FOR USE WITH MOS WALLPLATES – DUPLEX ADAPTERS 45° EXIT, SM/MM				
 1 ST Adapter (2 units, phos. bronze sleeve)	41292-2T*	 1 SC Adapter (2 units, phos. bronze sleeve)	41292-PC*	
 1 ST Adapter (2 units, zirconia ceramic slv.)	41292-2T*	 1 SC Adapter (2 units, zirconia ceramic slv.)	41292-2C*	
 1 FC Adapter (2 units, phos. bronze sleeve)	41292-PF*			
 1 FC Adapter (2 units, zirconia ceramic sleeve)	41292-ZF*			
 2 ST Adapter (3 units, phos. bronze sleeve)	41293-4T*	 2 SC Adapter (3 units, phos. bronze sleeve)	41293-PC*	
 2 ST Adapter (3 units, zirconia ceramic slv.)	41293-2T*	 2 SC Adapter (3 units, zirconia ceramic slv.)	41293-4C*	
 2 FC Adapter (3 units, phos. bronze sleeve)	41293-PF*			
 2 FC Adapter (3 units, zirconia ceramic sleeve)	41293-ZF*			

* = Colors: Ivory (I), White (W), Grey (G), or Black (E)

◦ = Colors: Light Almond (T), Ivory (I), White (W), Grey (G), or Black (E)

• = Colors: Ivory (I), White (W)

QUICKPORT® FURNITURE FACEPLATES

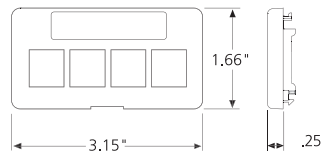


QUICKPORT MODULAR FURNITURE FACEPLATES

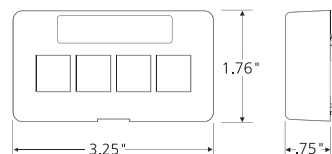
[A-B] QuickPort Modular Furniture Faceplates accept all QuickPort Modules and snap easily and snugly into standard modular furniture. Faceplate windows with clear plastic covers allow easy insertion of ID labels. Labor-saving QuickPort Connector design and tool-less installation simplifies new applications as well as moves, adds, and changes, and allows access to the connectors without removing the furniture channel cover. cULus Listed.

[C-E] Modular Furniture Brackets: Use these brackets to install Leviton surface mount outlets (or flush mount devices with backbox) in many types of modular offices. Brackets can be used with Leviton backboxes and surface mount 4-, 6- and 12-port housings. Cold-rolled steel units snap securely into modular partitions. A cutout allows rear cable entry for a clean, uncluttered look and tangle-free installation.

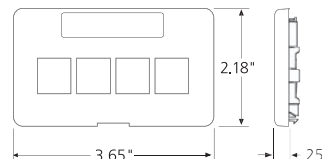
2- & 4-Port Modular Faceplate Depth
49910-S**



4-Port Extended Depth Modular Faceplate
49910-E*4



Herman Miller 2- & 4-Port Modular Faceplate
49910-H**



STANDARD MODULAR FURNITURE FACEPLATES WITH ID WINDOWS

DESCRIPTION	PART NO.	HERMAN MILLER®	STEELCASE	HAWORTH®	HON	OTHERS
2-Port	49910-S*2	○	•	•	•	•
[A] 4-Port (w/1 blank)	49910-S*4	○	•	•	•	•
4-Port Extended-depth (w/1 blank)	49910-E*4	○	•	•	•	•

HERMAN MILLER MODULAR FURNITURE FACEPLATES

2-Port HM Faceplate	49910-H*2	•
[B] 4-Port HM Faceplate (with 1 Blank)	49910-H*4	•

Note: Standard modular furniture faceplates above fit openings of approximately 1.38" x 2.63"

4-port extended plate provides 1/2" added depth (3/4" total) for installation into shallow raceway channels, e.g., some powered channels.


Herman Miller faceplates above fit openings of approximately 1.88" x 2.98"

* = Color Choices: Ivory (I), White (W), Grey (G), Black (E)

○ = Compatible when used with Herman Miller G1189A Reducer available from Herman Miller dealers

MODULAR FURNITURE BRACKETS

DESCRIPTION	PART NO.
[C] For Steelcase 9000®, Haworth, Knoll®, Allsteel®, Westinghouse® and Teknion®	49222-BLK
[D] For Herman Miller Ethospace® and Steelcase Avenir®	49222-ESP
[E] For Herman Miller Action Office®	49222-HAO



Spotlight



Steelcase Series

Haworth Panels


Herman Miller Series (shown with 49910-SE4 and Herman Miller's "Reducer" G1189A)

Modular Furniture Faceplates

Leviton's Modular Furniture Faceplates are easy to install, and provide a seamless, accessible connectivity solution in offices and cubicle environments. Designed to fit all major modular furniture manufacturer openings, a variety of faceplate styles are available for complete workstation flexibility. Modular Furniture Faceplates are compatible with LabelWare®, our software based labeling system, and Shutters & Icons, the field-installable one-piece hinged door that protects connectors from dust and debris.

To ensure compatibility with specific models, contact the Leviton Applications Engineering Group at 1-800-824-3005.

TELEPHONE & VIDEO WALL JACKS



DECORA® TELEPHONE & VIDEO WALL JACKS

[A, B] Type 625 Decora Modular Wall Jacks: Single or duplex flush-mount voice-grade connectors feature screw terminals and come with a matching Decora wallplate.

[C] Decora TV/Phone Combination Jack: Combination jack with 4-conductor modular jack for UTP telephone connections and F-connector for video (coaxial cable) connections. Includes matching Decora wallplate.

[D, E] Decora Modular Wall Jack Inserts: Single flush-mount jack for use with Decora or Decora Plus wallplates. Mount in standard or multi-gang electrical box. 6P4C version (Item D) features new lead frame design for improved reliability and simple installation. Screw terminals are available on 6P6C and 8P8C versions. UL Listed and CSA Certified.

MIDSIZE TELEPHONE & VIDEO WALL JACKS

[F-H] Midsize Wall Jacks: The larger silhouette provides a designer look, and easily hides irregular drywall cuts. Choose a voice grade connector for UTP cable or an F-connector (filled or empty) for coaxial cable. Crafted from durable, UV-resistant nylon.

[I] Type 625B3 Midsize Duplex Wall Jack: These smooth finish midsize units include 2 jacks, wallplate, and mounting hardware. Wire to provide the same dial tone on both jacks or separate lines. Screw terminals. UL Listed and CSA Certified.

TYPE 625 DECORA® MODULAR WALL JACKS			
DESCRIPTION	WHITE	LT. ALMOND	IVORY
[A] Decora Single Modular Wall Jack, 6P4C	40949-0WD	40949-0TD	40949-0ID
[B] Decora Duplex Modular Wall Jack, 6P4C	40944-0WD	40944-0TD	40944-0ID
DECORA TV/PHONE COMBINATION JACK			
DESCRIPTION	WHITE	LT. ALMOND	IVORY
[C] Decora TV/Phone Combination Jack, 6P4C & F-Connector	40959-0WD	40959-0TD	40959-0ID
DECORA MODULAR WALL JACK INSERT WITH LEAD FRAME DESIGN			
DESCRIPTION	PART NO.		
[D] Decora Insert 6P4C	40649-00*		
DECORA MODULAR WALL JACK INSERTS			
DESCRIPTION	PART NO.		
[E] Decora Insert 6P6C	40638-00*		
Decora Insert 8P8C (only available in White, Ivory, Grey & Light Almond)	40680-00*		

* = Color Choices: White (W), Almond (A), Ivory (I), Grey (GY), Black (E), Brown (O)

MIDSIZE WALL JACKS					
DESCRIPTION	WHITE	LT. ALMOND	ALMOND	IVORY	BROWN
[F] Midsize Wallplate with F-Connector*	40539-0MW	40539-0MT	40539-0MA	40539-0MI	40539-0MB
Midsize Wallplate without F-Connector (hexagonal opening only - not shown)	40539-HMW	40539-HMT	40539-HMA	40539-HMI	40539-HMB
[G] Midsize Wallplate with 6P4C Connector*	40539-PMW	40539-PMT	40539-PMA	40539-PMI	40539-PMB
[H] Midsize Wallplate with 6P4C Voice Grade Connector & F-Connector	40539-CMW	40539-CMT	40539-CMA	40539-CMI	40539-CMB
TYPE 625B3 MIDSIZE DUPLEX WALL JACKS					
DESCRIPTION	WHITE	LT. ALMOND	IVORY		
[I] Type 625B3 Duplex Wall Jack, 6P4C, Midsize Plate	40544-00W	40544-00T	40544-00I		
Type 625B3 Duplex Wall Jack, 6P6C, Midsize Plate			40566-00I		
Type 625B3 Duplex Wall Jack, 8P8C, Midsize Plate			40588-00T	40588-00I	



TELEPHONE & VIDEO WALL JACKS




STANDARD TELEPHONE & VIDEO WALL JACKS

[A-G] Available in a variety of configurations, including Leviton's 6P4C lead frame design for reliability and ease of installation, these jacks provide quick at-the-wall audio and video connections.

TYPE 625B4 MODULAR WALL JACKS WITH LEAD FRAME DESIGN						
DESCRIPTION	WHITE	LT. ALMOND	ALMOND	IVORY	GREY	BROWN
[A] Wall Jack, 6P4C	40249-00W	40249-00T	40249-00A	40249-00I		40249-000
TYPE 625B4 MODULAR WALL JACKS						
Wall Jack, 6P6C	40238-00W	40238-00T		40238-00I		
[B] Wall Jack, 8P8C	40280-00W	40280-00T		40280-00I		
TYPE 625B4 MODULAR WALL JACKS – MIDSIZE PLATE						
[C] Wall Jack, 6P4C, midsize	40549-00W	40549-00T		40549-00I		40549-000
Wall Jack, 8P8C, midsize	40580-00W			40580-00I		
TYPE 625D F-CONNECTOR WALLPLATES						
[D] Flush-Mount Single F-Connector	80781-00W	80781-00T	80781-00A	80781-00I		
[E] Flush-Mount Duplex F-Connector	80782-00W	80782-00T	80782-00A	80782-00I		
TYPE 625D COMBINATION WALL JACKS AND F-CONNECTOR WALLPLATES						
[F] Combination 6P4C and F-Connector	40259-00W	40259-00T	40259-00A	40259-00I	40259-00G	
Combination 6P6C and F-Connector	40258-00W	40258-00T		40258-00I		
TYPE 625B3 DUPLEX WALL JACKS						
[G] Duplex Wall Jack, 6P4C	40244-00W	40244-00T	40244-00A	40244-00I		40244-000
Duplex Wall Jack, 6P6C	40266-00W	40266-00T		40266-00I		

Note: Robertson/Slot Drive screws available for 4625B series, for ordering information contact Customer Service at 1.800.722.2082.





WALL PHONE JACKS

[A, E] Wall Telephone Jacks are available in various configurations including 4 or 6 conductor, quick-connect or screw terminals, and stainless or plastic wallplates. Plastic also available with convenient snap-on wallplate.

TYPE 630A QUICK-CONNECT JACK WITH PLASTIC WALLPLATE					
DESCRIPTION	WHITE	LT. ALMOND	ALMOND	IVORY	GREY
[A] Quick Connect Jack, 6P4C , Plastic	40253-00W	40253-00T	40253-00A	40253-00I	40253-0GY
Quick Connect Jack, 6P6C , Plastic	40263-00W	40263-00T		40263-00I	
TYPE 630A QUICK-CONNECT JACK WITH STAINLESS STEEL WALLPLATE					
DESCRIPTION	STAINLESS STEEL				
[B] Quick Connect Jack, 6P4C , Stainless	40223-00S				
Quick Connect Jack, 6P6C , Stainless	40226-00S				
WALL PHONE JACK					
DESCRIPTION	WHITE	LT. ALMOND	ALMOND	IVORY	
[C] Wall Phone Jack	40914-00W	40914-00T	40914-00A	40914-00I	
TYPE 630A SCREW TERMINAL JACKS WITH PLASTIC WALLPLATE					
[D] Screw Terminal Jack, 6P4C , Plastic	40257-00W	40257-00T		40257-00I	
TYPE 630A SCREW TERMINAL JACKS WITH SNAP-ON PLASTIC WALLPLATE					
[E] Screw Terminal Jack, 6P4C , Plastic snap-on	40214-00W	40214-00T	40214-00A	40214-00I	
Screw Terminal Jack, 6P6C , Plastic snap-on	40216-00W	40216-00T		40216-00I	

WALL PHONE JACKS



White



Almond



Ivory



Grey

TELEPHONE WALL JACK INSERTS

[A] Type 106 Duplex Flush Mount Modular Jack with 110-Type Termination: The Type 106 Duplex Jack accommodates two voice and/or data terminals using standard duplex electrical wallplates. UL Listed and CSA Certified.

[B] Type 105 Flush Mount Modular Jack with 110-Type Termination: The Type 105 single-port flush mount jack fits a standard single opening electrical wallplate. UL Listed and CSA Certified.

[C, D] Type 625B Round Modular Jack Insert & Wallplate: A 4-conductor jack with Type 43A mounting bracket attached for use with 4-conductor modular line cord. Screw terminals. UL Listed and CSA Certified.

TYPE 106 FLUSH MOUNT MODULAR JACKS

DESCRIPTION	PORT DESIGNATIONS	WHITE	LT. ALMOND	IVORY	GREY
[A] Two 4-Conductor USOC Jacks	Line 1 Line 2	41364-IDW	41364-IDT	41364-IDI	41364-IDG
Two 6-Conductor USOC Jacks	Line 1 Line 2	41366-IDW		41366-IDI	41366-IDG
One 6-Conductor USOC Jack and One 8-Conductor T568B CAT 3 Jack	Voice Data	41365-IDW		41365-IDI	
Two 8-Conductor USOC Jacks	Line 1 Line 2			41368-IDI	
Two 8-Conductor T568B CAT 3 Jacks	Line 1 Line 2	41367-IDW		41367-IDI	
Two 8-Conductor T568B Jacks	Voice Data		41361-IDT	41361-IDI	
One 8-Conductor T568B Jack, and One 8-Conductor keyed T568B Jack	Voice Data			41360-IDI	

TYPE 105 FLUSH MOUNT MODULAR JACKS

[B] One 6-Position, 4-Conductor Jack			41054-TDD	41054-IDD	
One 8-Position, 8-Conductor Jack, T568B				41058-IDA	

TYPE 625B ROUND MODULAR JACK WALLPLATE INSERT & WALLPLATE

[C] Type 625B Round Modular Jack		40201-00T	40201-00I		
[D] Round Modular Jack Wallplate		80704-00T	80704-00I		

Note: Wallplate ordering information can be found on pages B23-B24



SURFACE MOUNT TELEPHONE JACKS

[A, B] Type 103 and Type 104 Surface Mount Modular Jacks with 110-Type Termination: Mount using screws or double-sided tape (both included), or optional magnets (see page B12). UL Listed and CSA Certified.



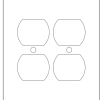
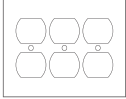
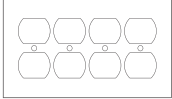
[C] Type 625A2 Surface Mount Jack: The compact design of this “biscuit block” jack offers improved appearance and space savings for surface-mount applications. Self-tapping screws and double-sided tape pad are included. UL Listed and CSA Certified.


TYPE 103 SINGLE-PORT SURFACE MOUNT MODULAR JACKS				
DESCRIPTION	WHITE	IVORY	LT. ALMOND	
6P4C Jack		41034-IDA	41034-TDA	
6P6C Jack		41036-IDA	41036-TDA	
[A] 8P8C USOC Jack		41038-IDA	41038-TDA	
8P8C T568B Category 3 compliant Jack	41038-WDB	41038-IDB	41038-TDB	
TYPE 104 DUPLEX SURFACE MOUNT MODULAR JACKS				
DESCRIPTION	PORT DESIGNATIONS		IVORY	LT. ALMOND
[B] Two 4-Conductor Jacks	Line 1	Line 2	41044-IDA	41044-TDA
Two 6-Conductor Jacks	Line 1	Line 2	41046-IDA	41046-TDA
One 6-Conductor Jack and one 8-Conductor T568B Category 3 compliant jack	Voice	Data	41086-IDB	
Two 8-Conductor USOC Jacks	Line 1	Line 2	41048-IDA	
Two 8-Conductor T568B Category 3 compliant Jacks	Line 1	Line 2	41048-IDB	41048-TDB
Two 8-Conductor T568B Category 3 compliant Jacks, one keyed and one non-keyed	Data	Data	41088-IDB	
TYPE 625A2 SURFACE MOUNT JACKS				
DESCRIPTION	WHITE	GREY	IVORY	LT. ALMOND
6P4C Jack	4625A-24W		4625A-24I	4625A-24T
6P6C Jack	4625A-26W		4625A-26I	4625A-26T
[C] 8P8C Jack	40278-00W	40278-00G	40278-00I	40278-00T
8P8C Jack (with shorting bar, RJ31X)			40278-SBI	40278-SBT
8P4C Jack (with shorting bar, RJ31X)			40274-SBI	




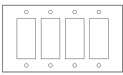





STANDARD WALLPLATES

STANDARD WALLPLATES

The wallplates on these two pages, selected from thousands of Leviton wallplates, are those most commonly used in communications wiring installations. Configurations are available in standard, midsize, oversize, and extra deep dimensions. If the wallplate solution you need is not included on these pages, it may exist in our complete wallplate catalog—call Leviton Customer Service at 1.800.323.8920.

SINGLE RECEPTACLE					
DESCRIPTION	COLOR	UREA PART NO.	NYLON PART NO.	METAL TYPE	PART NO.
One-Gang Plate (1 Single, 1.406" Opening) 	Ivory	86004-000	80704-00I	Aluminum	83004-000
	Black		80704-00E	Brass	81004-000
	Brown	85004-000	80704-000	302 S/S	84004-040
	Grey		80704-0GY		
	Red		80704-00R		
	White	88004-000	80704-00W		
	Almond		80704-00A		
	Lt. Almond		80704-00T		
DUPLEX RECEPTACLE					
Single-Gang Plate (1 Duplex) 	Ivory	86003-000	80703-00I	Aluminum	83003-000
	Black		80703-00E	Brass	81003-000
	Grey	87003-000	80703-0GY	430 S/S	84003-000
	Almond		80703-0NA	302 S/S	84003-040
	Red		80703-00R	Polish.Brass	81003-0PB
	White	88003-000	80703-00W		
	Brown	85003-000	80703-000		
	Lt. Almond		80703-00T		
Dual-Gang Plate (2 Duplex) 	Ivory	86016-000	80716-00I	Aluminum	83016-000
	Black		80716-00E	Brass	81016-000
	Grey	87016-000	80716-0GY	430 S/S	84016-000
	Red		80716-00R	302 S/S	84016-040
	White	88016-000	80716-00W		
	Brown	85016-000	80716-000		
	Lt. Almond		80716-00T		
	Three Gang Plate (2 Duplex) 	Ivory	86030-000		Aluminum
Black				Brass	Call for Info.
Grey				430 S/S	
Red				302 S/S	84030-040
White		88030-000			
Brown		85030-000			
Four Gang Plate (4 Duplex) 	Ivory	86041-000		Aluminum	Call for Info.
	Black			Brass	Call for Info.
	Grey			430 S/S	84041-000
	Red			302 S/S	
	White	88041-000			
	Brown	85041-000			



DECORA®/GFCI FITS ALL DECORA DEVICES AND GFCIS						
DESCRIPTION	COLOR	UREA PART NO.	NYLON PART NO.	DECORA PLUS® PART NO.	METAL TYPE	METAL PART NO.
Single-Gang Plate (1 Decora) 	Ivory	80401-00I	80401-0NI	80301-0SI	Aluminum	83401-000
	Black	80401-00E		80301-0SE	Brass	81401-000
	Grey	80401-0GY	80401-0NGY	80301-0SGY	Polish. Brass	81401-0PB
	Red		80401-0NR		302 S/S°	84401-040
	White	80401-00W	80401-0NW	80301-0SW	430 S/S°	
	Brown	80401-000	80401-00N	80301-00S		
	Almond	80401-00A	80401-0NA	80301-0SA		
	Lt. Almond	80401-00T	80401-0NT			
Dual-Gang Plate (2 Decora) 	Ivory	80409-00I	80409-0NI	80309-0SI	Aluminum	83409-000
	Black	80409-00E	80409-0NE	80309-0SE	Brass	81409-000
	Grey	80409-0GY	80409-0NGY	80309-0SGY	Polish. Brass	81409-0PB
	Red		80409-0NR		302 S/S°	84409-040
	White	80409-00W	80409-0NW	80309-0SW	430 S/S°	
	Brown	80409-000	80409-00N	80309-00S		
	Almond	80409-00A	80409-0NA	80309-0SA		
	Lt. Almond	80409-00T	80409-0NT			
Three Gang Plate (3 Decora) 	Ivory	80411-00I	80411-0NI	80311-0SI	Aluminum	83411-000
	Black	80411-00E		80311-00E	Brass	81411-000
	Grey	80411-0GY	80411-0NGY		Polish. Brass	
	White	80411-00W	80411-0NW	80311-0SW	302 S/S°	84411-040
	Brown	80411-000	80411-00N	80311-000		
	Almond	80411-00A	80411-0NA	80311-0SA		
	Lt. Almond	80411-00T	80411-0NT			
Four Gang Plate (4 Decora) 	Ivory	80412-00I	80412-0NI	80312-0SI	Aluminum	
	Black	80412-00E			Brass	81412-000
	Grey	80412-0GY			430 S/S°	
	White	80412-00W	80412-0NW	80312-0SW	302 S/S°	84412-040
	Brown	80412-000	80412-00N	80312-000		
	Almond	80412-00A	80412-000	80312-0SA		
	Lt. Almond	80412-00T	80412-0NT			
STANDARD COMBINATIONS, BLANK PLATES, SPLIT PLATES						
Dual-Gang Plate (1 Duplex, 1 Decora/GFCI) 	Ivory	80455-00I			Aluminum	
	White	80455-00W			Brass	
	Brown	80455-000			430 S/S°	
	Almond	80455-00A			302 S/S°	84455-040
Dual-Gang Plate (1 Duplex, 1 Blank, Box Mount) 	Ivory	86008-000	0N138-00I		302 S/S°	84008-040
	White	88008-000	0N138-00W			
	Brown	85008-000				
Single-Gang Plate (1 Duplex, 1 Blank, Box Mount) 	Ivory	86014-000	80714-00I		Aluminum	83014-000
	White	88014-000	80714-00W		Brass	81014-000
	Grey	87014-000	80714-0GY		302 S/S°	84014-040
	Brown	85014-000	80714-000		430 S/S°	84014-000
	Red		80714-00R			
	Black		80714-00E			
	Almond	82014-000	80714-00A			
Lt. Almond		80714-00T				
Dual-Gang Blank 	Ivory	86025-000	80725-00I		430 S/S°	84025-000
	White	88025-000	80725-00W		3020 S/S°	84025-040
	Grey	87025-000	80725-0GY		Brass	81025-000
	Brown	85025-000	80725-000		Polish. Brass	81025-0PB
	Almond	82025-000	80725-00A			
	Black		80725-00E			
Lt. Almond		80725-00T				
Split Plate (.406 Round Hole) 	Ivory		0N751-00I		302 S/S	05751-00N
	White		0N751-00W			