










## 4 in. Octagonal Boxes

### Conduit Knockouts

				
<b>BCOBEX</b>	<b>BC56111</b>	<b>BC54151-K</b>	<b>CI54151-KSSX</b>	
Octagonal box extension.	Ceiling pan.	Concentric knockouts.	Concentric knockouts. "Wraparound" bracket for 2-1/2 in. and 3-5/8 in. steel studs. With integral support bracket.	
				
<b>BC55151-K</b>	<b>BC54171-K</b>	<b>CI54171-KSSX</b>	<b>CI54171-KSSX-1</b>	<b>CI55171-K</b>
Extension ring with ground screw. Concentric knockouts.	Concentric knockouts.	Concentric knockouts. "Wraparound" bracket for 2-1/2 in. and 3-5/8 in. steel studs. With integral support bracket.	Mounting strap (offset for 2 x 1/2 in. drywall thicknesses).	Extension ring with ground screw. Concentric knockouts.









Cat. No.	Description
<b>1/2 in. Deep — Extensions</b>	
<b>BCOBEX</b>	Extension for octagonal boxes. 1/2 in. non-adjustable depth. Complete with mounting screws (5 cu. in.)

Cat. No.	Volume (Cu. in.)	Features		Knockouts			
		Bracket	Raised Ground Screw	1/2 in. sides	1/2 in. bottom	3/4 in. sides	3/4 in. bottom
<b>1-1/2 in. Deep</b>							
<b>BC56111</b>	5.0	-	yes	-	4	-	-
<b>1-1/2 in. Deep</b>							
<b>BC54151-K</b>	15.0	-	yes	4	4	2	2
<b>CI54151-KSSX</b>	15.0	"SSX"	yes	2	4	2	2
<b>BC55151-K</b>	15.0	-	yes	4	-	2	-
<b>2-1/8 in. Deep</b>							
<b>BC54171-K</b>	21.0	-	yes	4	4	2	2
<b>CI54171-KSSX</b>	21.0	"SSX"	yes	2	4	2	2
<b>CI54171-KSSX-1</b>	21.0	"SSX-1"	yes	2	4	2	2
<b>CI55171-K</b>	21.0	-	no	4	-	2	-

## 4 in. Octagonal Boxes

### Nonmetallic Sheathed Cable Clamps

		
<b>BC54151-L</b>	<b>BC54151-LB</b>	<b>BC54151-LD</b>
Prepositioned depth tabs recessed 1/2 in.	Side bracket, with holding prongs and prepositioned depth tabs.	Swing-arm" rework brackets. Max. wall thickness: 3/4 in.. Max. load capacity: 12 lb. (5.5 kg).
		
<b>BC54171-L</b>	<b>BC54171-LB</b>	<b>CI54171-LF</b>
Side bracket, with holding prongs.	Side bracket, with holding prongs.	Ceiling fan box. (Supplied with 2 #10-32 machine screws and star washers.) Max. load capacity: 35 lb. (15.6 kg).



Cat. No.	Volume (Cu. in.)	Features		Knockouts		Pryouts	
		Bracket	Raised Ground Screw	1/2 in. sides	1/2 in. bottom	sides	bottom
<b>1-1/2 in. Deep</b>							
<b>BC54151-L</b>	15.0	-	no	2	1	4	4
<b>BC54151-LB</b>	15.0	"B"	no	1	1	4	4
<b>BC54151-LD</b>	15.0	rework	-	-	1	4	4
<b>2-1/8 in. Deep</b>							
<b>BC54171-L</b>	21.0	-	-	2	1	4	4
<b>BC54171-LB</b>	21.0	"B"	-	1	1	4	4
<b>CI54171-LF</b>	21.0	-	no	2	1	4	4

FOR USE WITH NONMETALLIC SHEATHED CABLE ONLY


Note: CEC 2012 rule 30-302: Subrule (4) requires that a ceiling-mounted luminaire weighing 23 kg or less be supported on a ceiling outlet box attached directly to the building structure. A bar hanger may also be used to attach a ceiling outlet box to the building structure when the luminaire weighs 23 kg or less.

## 4 in. Octagonal Boxes

### Armoured and Nonmetallic Sheathed Cable Clamps



**BC54151-LA**



**BC54151-LSSAX**

"Wraparound" bracket for 2-1/2 in. and 3-5/8 in. steel studs. With integral support bracket.



**BC54171-LA**




**BC54171-LSSAX**



Cat. No.	Volume (Cu. in.)	Features		Knockouts		Pryouts	
		Bracket	Raised Ground Screw	1/2 in. sides	1/2 in. bottom	sides	bottom
<b>1-1/2 in. Deep</b>							
<b>BC54151-LA</b>	15.0	-	-	2	1	4	-
<b>BC54151-LSSAX</b>	15.0	"SSX"	-	-	1	4	-
<b>2-1/8 in. Deep</b>							
<b>BC54171-LA</b>	21.0	-	-	2	1	4	-
<b>BC54171-LSSAX</b>	21.0	"SSX"	-	-	1	4	-

## 4 in. Octagonal Boxes

### Covers



**BC54-C-1**



**BC54-C-6**



**CI54-C-64**



**BC54-C-65**



**BC54-C-94**



**BC54-COV**



**BC54-COV-1**



Cat. No.	Description
<b>4 in. Round Covers</b>	
<b>BC54-C-1</b>	Flat blank
<b>BC54-C-6</b>	Flat with 1/2 in. conduit knockout
<b>CI54-C-64</b>	Flat for 1-13/32 in. diameter. 15 A single receptacle. Device mounting screws included
<b>BC54-C-65</b>	Flat for duplex receptacle. Device mounting screw included
<b>BC54-C-94</b>	Flat for toggle switch. Device mounting screws included
<b>5 in. Round Covers (White Enamel Paint)</b>	
<b>BC54-COV</b>	Flat with 1/2 in. conduit knockout. Mounting screws included
<b>BC54-COV-1</b>	Flat blank. Mounting screws included