

Standard Features

- Front panel programming
- Compatible with CleanMe® devices, which advises when dirty
- 1, 3, 5 and 10 initiating device circuits (IDC)
- 1, 2 or 4 signal circuits (NAC)
- Optional Class A IDC & NAC circuits
- Supports EC, C2M, EDW and 6200 Series detectors
- One person device testing (audible or silent)
- Combination waterflow and supervisory IDC
- Optional fire department module or integrated dact/dialer
- Optional serial bus annunciators and relays

Application

FireShield Plus provides smoke and fire detection, occupant notification and off-premises signaling for small to medium sized buildings.

The FireShield single-zone panel has one initiating device circuit (IDC) and one notification appliance circuit (NAC). The IDC can be configured for alarm, with or without alarm verification.

Each IDC on the 3, 5 and 10 zone can be configured for one of eight operating modes. The modes are:

- Alarm - without smoke detector verification
- Alarm - with smoke detector verification and instant activation of contact devices
- Waterflow alarm - no retard
- Waterflow alarm - with 15 second retard
- Combination waterflow (no retard) and supervisory
- Combination waterflow (retard) and supervisory
- Supervisory (latching)
- Monitor - for monitoring devices other than alarm or supervisory such as fire doors or fire dampers

NACs can be individually configured for one of three outputs. These are Genesis, Continuous or Temporal. The Genesis selection eliminates the need to install a Genesis Signal Master.

When configured for Genesis notification appliances the Alarm Silence function will silence any Genesis audible appliance but Genesis strobes will remain active until the panel is reset. Both the horns and strobes on Genesis notification appliances will be synchronized across all NACs when the Genesis mode is selected.

FireShield Plus

One to Ten Conventional Input Zones



Overview

The FireShield Plus fire alarm family consists of 1, 3, 5 and 10 zone conventional fire alarm control panels, an integrated DACT/Dialer, serial annunciator modules and serial remote relay modules. All of these components are microprocessor controlled. The FireShield family is ideal for both new and retrofit installations.

FireShield incorporates features designed to simplify installation, operation and maintenance. These include front panel programming, one person walk testing, selectable IDC and NAC types.

FireShield is powerful enough to meet the demands of today's installations. The FSP101 single zone power supply provides 1.0 amp of current for notification appliances (0.1 amps can be used for auxiliary current). The 3, 5 and 10 zone panel power supplies provide 4.25 amps of current. 3.5 amps can be used for notification appliances and 0.5 amps can be used as auxiliary current. The 10 zone panel will support an additional 3.25A when an optional second transformer (P/N F-XTR120) is installed in the panel.

The 5 and 10 zone control panels can be configured for Class B and Class A operation.

The 1 and 3 zone control panels are configured for Class B operation only.

Remote Annunciator and Relays

The serial bus standard on FireShield models FSP302, FSP502 and FSP1004 is another installation time saver. This circuit allows the connection of Remote System Indicators. Remote Zone Indicators and Remote Relay Modules over a four-wire circuit (data and power). Annunciator and relay modules can be installed up to 1000 feet from the panel on 18-gauge wire.



CONTINUES... >>>

CONTINUED...

DACT/Dialer LCD Display

A fully integrated FireShield Plus DACT/dialer is available for reporting events to a monitoring facility. The F-DACT also supports uploading or downloading of system configuration, status and event history. The F-DACT is programmable for either single or dual line operation. It also supports split and dual reporting for two digital alarm receivers.

The F-DACT brings additional features to the panel including a 32-character alphanumeric LCD display, local or remote PC programming and an event history log.

Remote Relay Module

The Remote Relay Module (FSRRM24) is one component of the system that sets FireShield Plus apart from other panels in its class. This module has five Form C relays rated at 1 amp each. It can be configured to function in either a zone relay mode or a common system mode.

When configured in the zone relay mode, relays energize when the associated IDC is active. The module can be configured for activation by IDCs 1 through 5 or IDCs 6 through 10. One relay is automatically associated with each IDC.




The Remote Relay Module mounts on a plastic track inside an MFC-A cabinet.

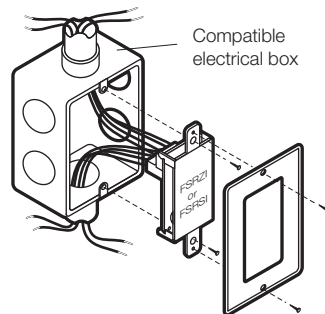
When configured in the common system mode, all 5 relays energize on alarm.

Remote Annunciators

The FireShield Plus family has several remote annunciation options. The serial remote annunciator bus can be run up to 1000 feet (305 m) on untwisted non-shielded 18-gauge cable. Several annunciator models round out the family to provide a range of features and functions. As many as three annunciator modules may be mounted in a standard electrical box, sharing an attractive trim plate that blends with any decor.



The FSRSI can be installed alone or with one or more FSRZI-As. The FSRSI and FSRZI-A require trim plates (ordered separately). These are available in one, two three, or four gang models. Each panel will support two FSRSIs.



FSRSI

Remote System Indicator (FSRSI)

The FSRSI is ideal for common system annunciation. It includes five LEDs and a local silence/lamp test switch. The LEDs indicate power status, alarm, supervisory, trouble and ground fault. The silence switch will silence the onboard trouble buzzer if active, and initiate a lamp test.



FSRZI-A

Remote Zone Indicators (FSRZI-A , FSRZI-SA)

The FSRZI-A has 5 red LEDs and is used to indicate zones in the alarm state.

The FSRZI-SA is used to indicate zones in the alarm or supervisory state. It contains five red and yellow selectable LEDs. Depending on the jumper setting selected, the LEDs will indicate either IDCs 1 through 5 or IDCs 6 through 10. The panel supports two modules programmed for each selection.



FSRZI-SA

Remote LED annunciators (FSRA10, FSRA10C)

The FSRA10 is a remote annunciator with capacity for up to ten zones. It includes ten bi-color LEDs (red/yellow) for indicating active zones, and ten yellow LEDs for indicating zone troubles. The (C) option adds common control switches. A surface box and a protective cover are available options.



FSRA10

Graphic Driver/Interface (FSUIM)

The FSUIM is a universal interface module that can be used by FireShield to drive graphic annunciators. It also allows FireShield control panels to control, or be controlled by, other control panels. Contact your local Chubb Edwards representative for more information.

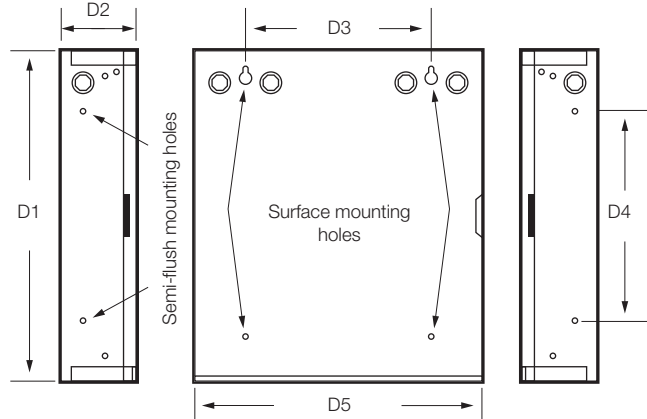
CONTINUED...

Mounting Dimensions

Control panels can be surface mounted or semi-flush mounted as shown.

Model	D1(1)	D2	D3	D4	D5(1)
FSP101G ⁽²⁾	13.0" (93cm)	3.0" (7.6cm)	6.0" (15.2cm)	7.0" (17.8cm)	11.0" (28cm)
FSP302G FSP502G	19.5" (49.5cm)	3.75" (9.5cm)	9.13" (23.2cm)	10.5" (26.67cm)	14.23" (36.14cm)
FSP1004G	30.0" (76.2cm)	3.75" (9.5cm)	7.75" (19.7cm)	21.27" (54cm)	16.25" (41.27cm)

(1) Add 1-1/2 in (3.81 cm) to D1 and D5 dimensions for trim kit.
 (2) FSP101 intended to be surface mount only.
Note: FireShield available in grey only in Canada ie. FSP101G



Specifications

Control Panels		FSP101G	FSP302G	FSP502G			FSP1004G					
Initiating Device Circuits - IDCs	Class B	1	3	1	3	5	0	2	4	6	8	10
	Class A	0	0	2	1	0	5	4	3	2	1	0
Notification Appliance Circuits - NACs	Class B	1	2	0			0		2		4	
	Class A	0	0	1	0			2		1		0
Power Supply		1.5A	4.25A	4.25A			4.25A expandable to 7.5A					
NAC Current Max		1.0A	2.0 A each, 3.5A total			2.0 A each, 3.5A total 7.0A w/ optional transformer						
Battery Capacity		4.5 Ah max	26Ah (7.2 Ah max in cabinet)			26Ah (18 Ah max in cabinet)						
24Vdc Resettable Auxiliary Power		0.1 A	0.5A									
Alarm Contact		Form C; 1A @ 30 Vdc resistive load										
Trouble Contact		Form C; 1A @ 30 Vdc resistive load										
Supervisory Contact		n/a	Form C; 1A @ 30 Vdc resistive load									
Operating Environment		Temperature: 32-120F (0-49C); Humidity: 5-93% RH, non-condensing										
Terminals		18 – 12 AWG (.75 mm ² – 2.5 mm ²)										
DACT Dialer/LCD Display		n/a	Supports two phone lines, SIA 4/2 and Contact ID; Mounts in panel									
F-XTR120		n/a	n/a			3.25A Expander; Mounts in Panel						
Serial Communications Modules												
FSRSI *		n/a	2 max per panel			2 max per panel						
FSRZI-A & FSRZI-SA *		n/a	2 max per panel			4 max per panel						
FSRA10 & FSRA10C *		n/a	2 max per panel			2 max per panel						
FSRRM24 (1A @ 30Vdc)		n/a	2 max per panel common and 2 max per panel zoned			2 max per panel common and 4 max per panel zoned						
FSUIM *		n/a	1 max per panel			1 max per panel						

* Note: maximum two annunciators of any type total per panel

»» CONTINUED...

Ordering Information

Catalogue Number	Description
FSP101G*	Conventional fire alarm control panel - 1 class B IDC and 1 class B NAC, 120VAC, english, order up to 4.5Ah battery separately, surface mount only (Grey)
FSP302G*	Conventional fire alarm control panel - 3 class B IDCs and 2 class B NACs, 120VAC, english, order up to 26Ah battery separately (7.2Ah max in cabinet) (Grey)
FSP502 G*	Conventional fire alarm control panel - 5 class B IDCs and 2 class B NACs (pairs of IDCs & NACs convertible to single class A circuits), 120VAC, english, order up to two 26Ah battery separately (7.2Ah max in cabinet) (Grey)
FSP1004G*	Conventional fire alarm control panel - 10 class B IDCs and 4 class B NACs (pairs of IDCs & NACs convertible to single class A circuits), 120VAC, english, order up to two 26Ah battery separately (18Ah max in cabinet) (Grey)
F-XTR120	Expander transformer, 120VAC - increases available panel power to 7.5 amps (FSP1004GC only)
EOL-P1	End of line resistors and plate. Package includes 4.7KW, 3.6KW and 1.1KW and various other resistors. One required per circuit
F-TRIM35G	Semi-flush trim kit for 3 and 5 zone panels (Grey)
F-TRIM10G	Semi-flush trim kit for 10 zone panel (Grey)

*For French change "G" to "F"

Off Premises Communications

F-DACT	Digital Communicator/Modem/LCD module (Mounts in 3, 5 or 10 zone control panel) For French order F-DACTF
CTM	City Tie Module (Requires 4" square or 2-gang North American electrical box)
RPM	Reverse Polarity Module (Requires MFC-A or other listed fire alarm enclosure)

Remote Annunciation

FSRSI	Remote System Indicator – Includes LEDs for display of Power, Alarm, Supervisory, Trouble and Ground Fault, trouble sounder and silence/lamp test switch. Single gang trim plate included, multi-gang plates ordered separately. Mounts in a single or multi-gang North American electrical box.
FSRZI-A	Remote Zone Indicator – Includes red LEDs for five IDCs. Single gang trim plate included, multi-gang plates ordered separately. Mounts in single or multi-gang North American electrical box.
FSRZI-SA	Remote Zone Indicator – Includes LEDs for five IDCs. Single gang trim plate included, multi-gang plates ordered separately. Mounts in single or multi-gang North American electrical box. Jumper selected Alarm (red) or Supervisory (amber) indications.
FSAT1	Annunciator Trim Plate, 1 gang
FSAT2	Annunciator Trim Plate, 2 gang
FSAT3	Annunciator Trim Plate, 3 gang
FSAT4	Annunciator Trim Plate, 4 gang
FSRA10	Single Unit 10 zone remote annunciator – Insert "F" after p/n for French language option
FSRA10C	Single Unit 10 zone remote annunciator (with common controls) – Insert "F" after p/n for French language option
FSUIM	Common Function Graphic Driver/Interface - 9 relays and 5 switch inputs for common system indicators and controls. Contact your local Chubb Edwards sales representatives for more detailed ordering information and application.
LSRA-SB	Surface Box for FSRA10 Series annunciators
STI-7500H	Clear protective cover to protect common controls on FSRA10C Series annunciators
RTU(**)	Remote Trouble Unit, single gang, English.

Remote Relay Module

FSRRM24	Remote Relay Module – Five Form C relays. Configurable for IDCs 1-5, or 6-10, or common system indications. Requires MFC-A or other listed fire alarm enclosure.
FSRRM-S11	11" Mounting track. Holds up to 4 FSRRM24s.

Batteries & Boxes

12V4A5	12V, 4.5Ah (two required), 4.2"H x 2.8"W x 3.5" L per cell
12V7A2	12V, 7.2Ah (two required), 3.7"H x 2.6"W x 5.9" L per cell
12V18A	12V, 18Ah (two required), 6.5"H x 3.0"W x 7.1" L per cell
12V26A	12V, 26Ah (two required) 6.6"H x 4.9"W x 6.9"L per cell. Requires BC-1 Battery Cabinet.
BC-1	Battery Cabinet, supports two 12V26A batteries (14"H x 18.25"W x 7.25"D)
BC-2	Battery Cabinet, supports up to 18Ah standby batteries (15"H x 22"W x 3.75"D)
MFC-A	Multi-function enclosure, listed for fire use (8"H x 14"W x 3.5"D)

** Add C for Bilingual