





























# Loadcentres

## Accessories

**Selection**  
**INSTA WIRE™**

Selection and Ordering Data

LOADCENTRES 4

			Catalogue Number	Description	Std. Pkg.
			<b>Tie Handle</b>		
			ECQTH2	QT Dual Tie Handle-Floating	25
			ECQTH3	Q 2-Pole Tie Handle	50
			QTH4	QT Dual Tie Handle - Bar Type	5
			<b>Blocking Device</b>		
			ECQL1	Handle Blocking Device (1,2 or 3 Pole)	10
			ECQLD3	Padlocking Device (1,2 or 3 Pole) for full module breakers	
			ECPLD1	Padlocking Device (1 Pole) for Twin type breakers	3
			ECPLD2	Padlocking Device (2 Pole) for Quad type breakers	
			<b>Lock</b>		
			ECQFL2	Add-A-Lock (all EQ Loadcentres)	1
			<b>Neutral Lug Kits</b>		
			LK2	No. 4-2/0 CU/AL	1
			LK3	No. 1-300 MCM CU/AL	
			LK4	No. 1-400 MCM CU/AL	
			<b>Lug Kit<sup>Ⓞ</sup></b>		
			ECLK2225	No. 2-300 MCM CU/AL	1
			<b>Miscellaneous</b>		
			QF3	Three 1-Pole Fillers	1
			SL3	Sliding Latch	
			IG21	Insulated Ground Bar Kit	
			Truck-Kit	Contractor Truck Kit	
			<b>Door Kits<sup>Ⓢ</sup></b>		
			DK8-A DK12-A DK16-A DK24-A DKL32-2A DKL40-2A	For EQL manufactured after Jan. 92	1
			DK24SM-1 DK32SM-1 DK24SM DK32SM DK1216SM-1	For SEQ manufactured after July 00	1
			DKS24-2A DKS32-2A DKS40-1A DKS40-2A	For SEQ manufactured after Jan. 92	1
			TRIMSCK1 CIRNOLA32 CIRNOLA40 DIRLBLK-EQLSEQ DIRLBLK-SM	Screws for trims Circuit labels up to 32 circuits for SEQ 125A Circuit labels up to 40 circuits Directory labels EQL, SEQ Directory labels SEQ side mounted NMMB	

Ⓞ These lug kits simply plug on to the bus of any SEQ or EQL Loadcentre as sub-feed or through-feed lugs to take advantage of CEC Rule 14-100 (c).

Ⓢ All door kits are available in Grey, White, Beige colours.