

Motion sensor switch with nightlight

Project Name:	Prepared By:
Project Number:	Date:
Catalog Number:	Type:

Description

Single Pole & 3-Way
 1000W/VA, 1/2 HP
 Incandescent, Magnetic Low-Voltage, Electronic Low-Voltage,
 Fluorescent, Compact Fluorescent, LED, Halogen

Design features

- Can be wired as a Single-Pole or 3-Way device
- Selectable ON/OFF LED nightlight with press and hold dimming function
- Works with all popular load types: Incandescent, Magnetic Low-Voltage, Electronic Low-Voltage, Fluorescent, CFL and LED
- Green LED indicates load status, provides locator light in dark and blinks to indicate motion detection
- Push pad design provides minimal travel and crisp actuation
- Replaces a standard light or fan switch
- Provides 180 degree field of view and 1000 sq. ft. of major motion coverage
- Provides 3-Way operation when used with a 3-Way switch or sensor
- Selectable time delay of 5 seconds (test), 5 minutes, 15 minutes and 30 minutes for lights to remain on after room is vacated
- Occupancy Sensors time delay default set to 5 minutes; Vacancy Sensors time delay default set to 30 minutes
- Occupancy Sensor provides a selectable ambient light override preventing lights from switching ON when there is acceptable natural light
- Occupancy Sensor Version allows to toggle between Auto-ON/Auto-OFF or Manual ON/Auto-OFF mode with a simple press and hold of switch
- Occupancy Sensor provides for a bypass feature to allow the sensor to perform as a traditional switch (Manual ON/Manual OFF)
- Electrostatic discharge protection
- No leakage to load in off mode
- Uniform color matched PIR lens to device housing
- Color change faceplate kits provide for a simple in field change
- Neutral required for installation of device



OS310U



VS310U

Table 1. Occupancy & Vacancy Sensor Switches  NOM 426

Catalog No.	Description	Compatible Lamp Types	Rating		Color Suffix
			Watt	V/AC	
<input type="checkbox"/> OS310U-__	Occupancy Sensor Switch with Nightlight & LED, Single Pole & 3-Way	INC/HAL, ELV, MLV, FLR, CFL, LED	600	120	A, BK, GY, LA, V, W
<input type="checkbox"/> VS310U-__	Vacancy Sensor Switch with Nightlight & LED, Single Pole & 3-Way	INC/HAL, ELV, MLV	600	120	A, BK, GY, LA, V, W
<input type="checkbox"/> SCKD1-__BP	Color Change Kit	---	---	---	A, BK, GY, LA, V, W



Powering Business Worldwide

Compliances, specifications and availability are subject to change without notice.

Effective September 2017

Project Name:	Prepared By:
Project Number:	Date:
Catalog Number:	Type:

Applications

Eaton's Occupancy/Vacancy Sensor Switches use advanced PIR technology to sense the movement of heat-emitting bodies. Occupancy Sensors provide Auto-ON/Auto-OFF or Manual-ON/Auto-OFF operation while Vacancy Sensors provide Manual-ON/Auto-OFF operation only. The sensors automatically turn lights off after a space becomes vacant and a preset time delay elapses. Both versions provide Single Pole (single-location) and 3-Way (multi-location) wiring and work with all lighting load types (INC, MLV, ELV, FLR, CFL, LED). A selectable and dimmable LED nightlight is provided. All sensors are compatible with any decorator-style or decorator screwless wallplate.

Table 2. Specifications

Catalog no.	OS310U, VS310U Series
Device type	Occupancy & Vacancy Sensor Switch
Wiring type	6" pre-stripped wire leads, #14 AWG
Testing & code compliance	<ul style="list-style-type: none"> cULus Listed to UL244A, file no. E325082 NOM Certified
Environmental specifications	Flammability: Meets UL 94 requirements; V2 rated Temperature Rating: 0°C to 40°C (32°F to 104°F)
Electrical specifications	Rating: 120V/AC 60 Hz, 1/2 HP Light Intensity Control: Full-range, continuously variable dimming Dimming Performance: Smooth and continuous Square Law Dimming curve, Solid State Dimming Surge Protection: Meets ANSI/IEEE Std. C62.41-1980, tested to withstand voltage surges up to 6000V and current surges of up to 200A without damage Radio Frequency Interference: Designed to reduce interference with radio, audio and video equipment Power-failure Memory: Light or fan returns to same level prior to power interruption Lamp Ratings: Incandescent, Halogen, Magnetic Low-Voltage, Electronic Low-Voltage, Fluorescent, Compact Fluorescent, LED
Mechanical specifications	Wiring Types: Single Pole & 3-Way LED Indicators: Load status indicator, light level & locator Voltage Ratings: Permanently marked on device

Table 3. Materials

Catalog No.	OS310U, VS310U Series
Top housing	Polycarbonate
Bottom housing	Polycarbonate
Strap	Aluminum
Form factor	Decorator
Finish	Gloss

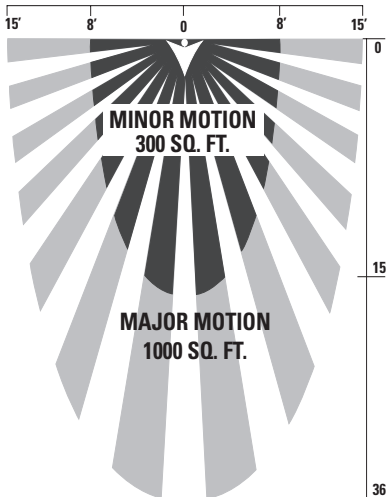
Table 4. Color Ordering Information

For ordering devices, include catalog no. followed by the color suffix: A (Almond), BK (Black), GY (Grey), LA (Light Almond), V (Ivory), W (White).

A	BK	GY	LA	V	W
(Almond)	(Black)	(Grey)	(Light Almond)	(Ivory)	(White)

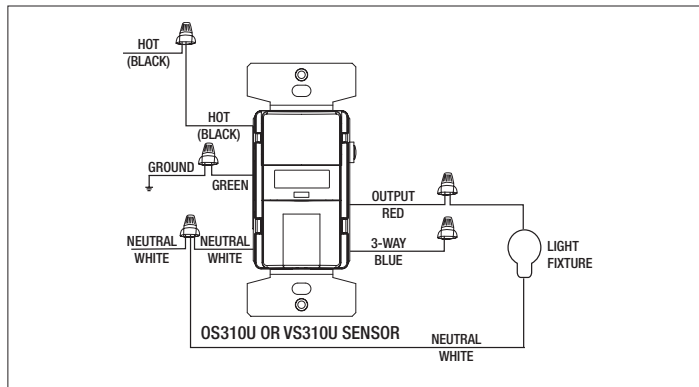
Project Name:	Prepared By:
Project Number:	Date:
Catalog Number:	Type:

Coverage Pattern

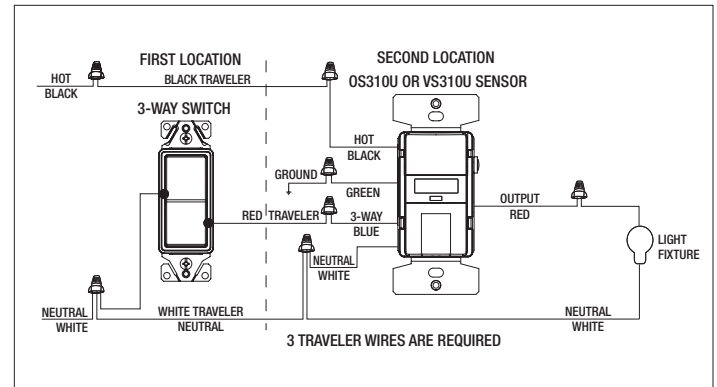


Wiring Diagrams

Single-Pole Wiring Diagram, All Load Types



3-Way Wiring Diagram, All Load Types



Certifications & Compliances

Catalog No.	cULus	NOM 426
OS310U	•	•
VS310U	•	•

KEY: cULus cULus NOM 426 NOM

Compliances, specifications and availability are subject to change without notice.

Electrical Sector
203 Cooper Circle
Peachtree City, GA 30269
United States
Eaton.com
Eaton.com/wiringdevices

Electrical Sector
Canada Operations
5925 McLaughlin Road
Mississauga, Ontario, L5R 1B8
Canada
EatonCanada.ca
Eaton.com/wiringdevices

Electrical Sector
Mexico Operations
Carr. Tlalnepantla -
Cuautitlan Km 17.8 s/n
Col. Villa Jardin esq.
Cerrada 8 de Mayo
Cuautitlan, Mexico CP 54800
Mexico
Eaton.mx
Eaton.com/wiringdevices



Eaton
1000 Eaton Boulevard
Cleveland, OH 44122
United States
Eaton.com

© 2017 Eaton
All Rights Reserved
Printed in USA
Publication No. TD610071EN
September 2017

Eaton is a registered trademark.
All other trademarks are property of their respective owners.