

# Passive infrared (PIR) motion sensor switch

Project Name:	Prepared By:
Project Number:	Date:
Catalog Number:	Type:

## Description

Single Relay, No Neutral  
 120V/AC  
 Incandescent, Halogen, CFL, LED, MLV, ELV  
 Fluorescent, Motor (1/6 HP)

## Design features

- Convenient installation and test mode for set-up
- Adjustable, built-in light level sensor (OS306U)
- Selectable time delay
- California Title 20 compliant (VS306U)
- For use with incandescent lamps, halogen fixtures, electronic and magnetic fluorescent, CFL, LED electrical motor loads
- Single-pole or 3-way wiring
- Manual OFF push button
- Color-matched, reinforced lens is tamper-resistant
- Fits any decorator wallplate
- Occupancy switch provides Automatic ON/Automatic OFF (OS306U)
- Vacancy switch provides Manual ON/Automatic OFF (VS306U)
- No neutral required for installation



**Table 1. Wire Leads – Wall Mount**

Catalog No.	Description	Coverage Area	Color Suffix
<input type="checkbox"/> OS306U__	180° Passive Infrared Occupancy Sensor Switch	450 sq. ft. major motion (41.8 sq. m)	BK, GY, LA, V, W, C2, C7
<input type="checkbox"/> VS306U__	180° Passive Infrared Vacancy Sensor Switch	450 sq. ft. major motion (41.8 sq. m)	BK, GY, LA, V, W, C2, C7

**Compliances, specifications and availability are subject to change without notice.**



Powering Business Worldwide

Project Name:	Prepared By:
Project Number:	Date:
Catalog Number:	Type:

## Applications

Eaton Wiring Devices' stylish passive infrared wallbox sensor provides a convenient energy saving lighting control alternative for 120V applications. The sensor includes light level sensing capability to further enhance the energy savings by preventing automatic control of the lights when the ambient light level is sufficient. This sensor is easily installed in any standard wallbox to control most lighting loads and is available in six colors.

**Table 2. Specifications**

Catalog No.	OS306U & VS306U Series
<b>Device Type</b>	<b>Passive Infrared Wall Mount Occupancy Sensor, OS306U &amp; VS306U</b>
<b>Wiring Type</b>	Pre-stripped wire leads
<b>Testing &amp; Code Compliance</b>	<ul style="list-style-type: none"> <li>Listed to UL 244A and 1472; CSA 22.2 No. 184.1</li> <li>California Title 20 Energy Code compliant (VS306U)</li> </ul>
<b>Warranty</b>	1-year limited warranty
<b>Environmental Specifications</b>	<b>Flammability:</b> Meets UL94 requirements; V2 rated <b>Temperature Rating:</b> 0°C to 40°C (32°F to 104°F) <b>Humidity Rating:</b> Relative humidity less than 90%, non-condensing <b>Operating Areas:</b> For indoor use only
<b>Electrical Specifications</b>	<b>Power Requirements:</b> 120V/AC @ 60Hz <b>Maximum Load:</b> Incandescent/halogen @120V: 5A, 600W, 60Hz Fluorescent @120V: 5A, 600W, 60Hz Motor @ 120V: 1/6 HP
<b>Mechanical Specifications</b>	<b>Detection Technology:</b> Passive Infrared (PIR) <b>Mounting:</b> NEMA wall box <b>LED Indicating Lamp:</b> Green (VS306U only)
<b>Operation Specifications</b>	<b>Time Delay:</b> Adjustable, 5 min., 10 min., 20 min., 30 min., Test <b>Coverage:</b> 450 sq ft. 180° field of view <b>Operating Modes:</b> Automatic ON/Automatic OFF (OS306U) Manual ON/Automatic OFF (VS306U)

**Table 3. Materials**

Catalog No.	OS306U & VS306U Series
<b>Lens</b>	Reinforced, tamper-resistant fresnel lens
<b>Housing</b>	Injection molded polycarbonate resin housing

**Table 4. Dimensional Data**

Catalog No.	OS306U & VS306U Series
<b>Mounting Plate</b>	4.20"H X 1.80"W (10.67cm x 4.57cm)
<b>Product Housing</b>	2.60"H X 1.55"W X 1.85"D (6.62cm x 3.95cm x 4.72cm)

**Table 5. Color Ordering Information**

For ordering devices, include Catalog no. followed by the Color suffix: BK (Black), GY (Gray), LA (Light Almond), V (Ivory), W (White), C2 (Color Change Kit: LA, W, V), C7 (Color Change Kit: B, BK, GY)

<b>BK</b> (Black)	<b>GY</b> (Gray)	<b>LA</b> (Lt. Almond)	<b>V</b> (Ivory)	<b>W</b> (White)	
<b>LA</b>	<b>W</b>	<b>V</b>	<b>B</b>	<b>BK</b>	<b>GY</b>
C2 Color Kit LA (Light Almond), W (White), V (Ivory)			C7 Color Kit B (Brown), BK (Black), GY (Gray)		

Compliances, specifications and availability are subject to change without notice.

Project Name:	Prepared By:
Project Number:	Date:
Catalog Number:	Type:

## OS306U & VS306U Wiring Diagrams

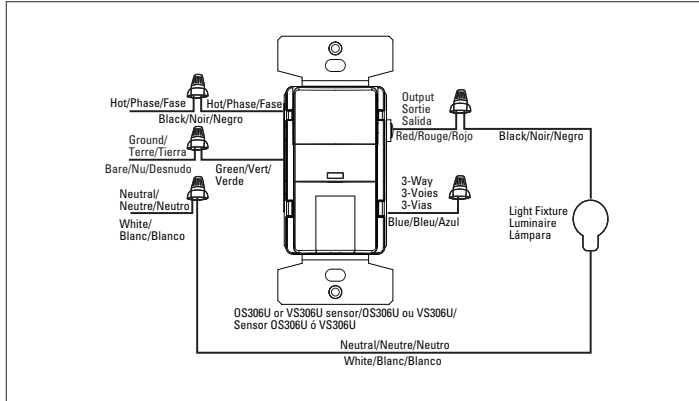


Diagram 1: Sensor in one location

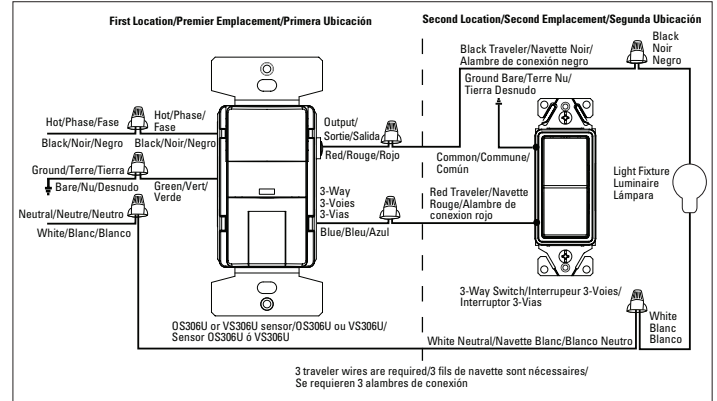


Diagram 2B: Sensor in one location with hot wire

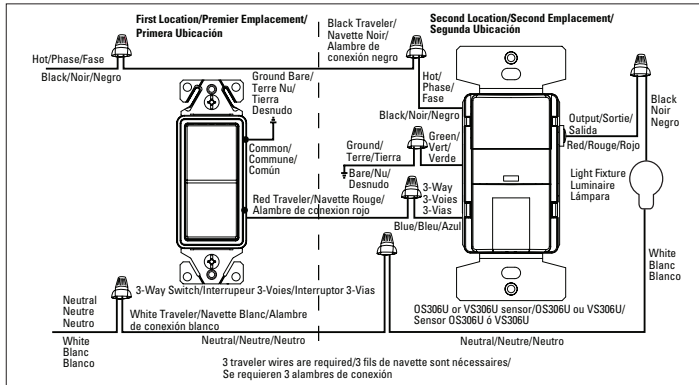


Diagram 2A: Switch in one location with hot wire

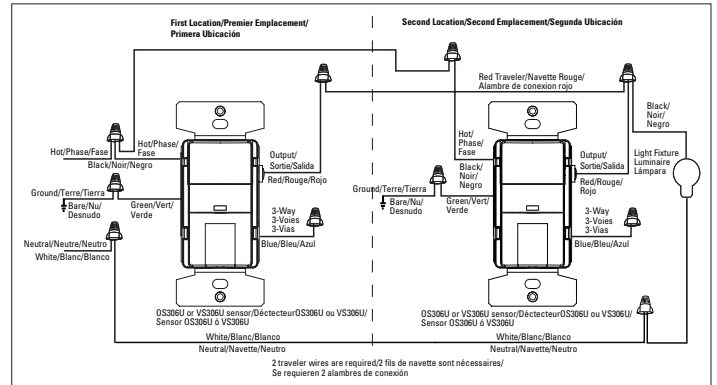
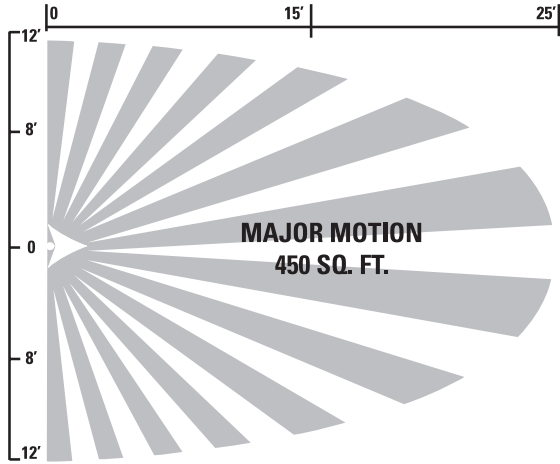





Diagram 3: Sensors in both locations

Project Name:	Prepared By:
Project Number:	Date:
Catalog Number:	Type:

### Coverage Pattern



### Certifications & Compliances

Catalog No.	 cULus	 426	
OS306U	•	•	
VS306U	•	•	•

**KEY:**  cULus  426 NOM  Title 20

Electrical Sector  
203 Cooper Circle  
Peachtree City, GA 30269  
United States  
Eaton.com  
Eaton.com/arrowhart

**Eaton**  
1000 Eaton Boulevard  
Cleveland, OH 44122  
United States  
Eaton.com

Electrical Sector  
Canada Operations  
5925 McLaughlin Road  
Mississauga, Ontario, L5R 1B8  
Canada  
EatonCanada.ca  
Eaton.com/arrowhart

© 2018 Eaton  
All Rights Reserved  
Printed in USA  
Publication No. TD610103EN  
September 2018

Electrical Sector  
Mexico Operations  
Carr. Tlalnepantla -  
Cuautitlan Km 17.8 s/n  
Col. Villa Jardin esq.  
Cerrada 8 de Mayo  
Cuautitlan, Mexico CP 54800  
Mexico  
Eaton.mx  
Eaton.com/arrowhart

Eaton is a registered trademark.  
All other trademarks are property  
of their respective owners.