

Commercial grade AC toggle switches

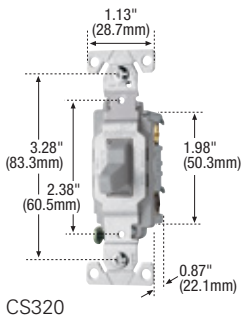
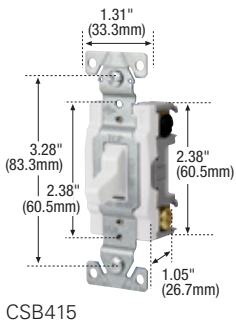
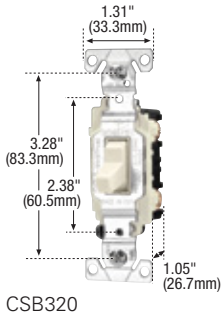
Product description

Single-pole, double-pole, 3-way, 4-way
15A, 120/277V/AC; 20A, 120/277V/AC

AC toggle switches, back & side wire



Rating	A	V/AC	Description	Color suffix	Catalog no.			
15	120/277		Single-pole, toggle	B, GY, LA, V, W	<input type="checkbox"/> CSB115__			
			Single-pole, small toggle	A, LA, V, W	<input type="checkbox"/> CSB115ST__			
			Double-pole, toggle	B, GY, LA, V, W	<input type="checkbox"/> CSB215__			
			3-Way, toggle	B, GY, LA, V, W	<input type="checkbox"/> CSB315__			
			3-Way, small toggle	A, B, LA, V, W	<input type="checkbox"/> CSB315ST__			
			4-Way, toggle	B, GY, V, W, LA	<input type="checkbox"/> CSB415__			
20	120/277		Single-pole, toggle	B, GY, LA, V, W	<input type="checkbox"/> CSB120__			
			Double-pole, toggle	B, GY, LA, V, W	<input type="checkbox"/> CSB220__			
			3-Way, toggle	B, GY, LA, V, W	<input type="checkbox"/> CSB320__			
			4-Way, toggle	B, GY, V, W	<input type="checkbox"/> CSB420__			



AC toggle switches, side wire



Rating	A	V/AC	Description	Color suffix	Catalog no.			
15	120/277		Single-pole, compact toggle	A, B, BK, GY, LA, V, W	<input type="checkbox"/> CS115__			
			Double-pole, compact toggle	B, BK, GY, LA, V, W	<input type="checkbox"/> CS215__			
			3-Way, compact toggle	B, BK, GY, LA, V, W	<input type="checkbox"/> CS315__			
			4-Way, compact toggle	B, GY, LA, V, W	<input type="checkbox"/> CS415__			
20	120/277		Single-pole, compact toggle	A, B, BK, GY, LA, V, W	<input type="checkbox"/> CS120__			
			Double-pole, compact toggle	B, BK, GY, LA, V, W	<input type="checkbox"/> CS220__			
			3-Way, compact toggle	B, BK, GY, LA, V, W	<input type="checkbox"/> CS320__			
			4-Way, compact toggle	B, GY, LA, V, W	<input type="checkbox"/> CS420__			

Accessories for commercial specification grade switches



Description	Catalog no.		
1-Gang, standard size toggle, 302/304 Stainless steel wallplate	<input type="checkbox"/> 93071		
2-Gang, standard size toggle, 302/304 Stainless steel wallplate	<input type="checkbox"/> 93072		
1-Gang, standard size toggle, unbreakable nylon wallplate, red	<input type="checkbox"/> 5134RD		
2-Gang, standard size toggle, unbreakable nylon wallplate, white	<input type="checkbox"/> 5139W		
4-Gang, standard size toggle, unbreakable nylon wallplate, white	<input type="checkbox"/> 5154W		



93071



93072



5134RD



5139W



5154W

Color ordering information:

For ordering devices, include Catalog no. Followed by the Color suffix: A (Almond), B (Brown), BK (Black), GY (Gray), LA (Light Almond), V (Ivory), W (White)



(Almond)



(Brown)



(Black)



(Gray)



(Lt. Almond)



(Ivory)



(White)

Specification information: 120/277V/AC commercial toggle: E-41

Compliances, specifications and availability are subject to change without notice.



Build-to-spec customizable devices - Page E-6



Indicates NAFTA compliant - Page Q-32



RoHS compliant - Page Q-32