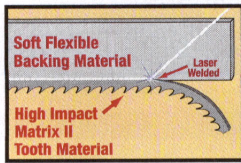





HEAVY-DUTY BI-METAL AND CARBIDE-TIPPED HOLE SAWS

MILWAUKEE HOLE SAWS PROVIDE AN ECONOMICAL MEANS OF EXTENDING THE USEFUL RANGE OF PORTABLE DRILLS, DRILL PRESSES AND LATHES.



BI-METAL 6 TPI (WITH COBALT)

MILWAUKEE Bi-Metal Hole Saws are high production tools designed for cutting all machinable materials, including steel, aluminum, copper, brass, sheet metal, stainless steel, wood or plastics.



CARBIDE-TIPPED 4 TPI

MILWAUKEE Carbide-Tipped Hole Saws provide longer life and faster cutting. Designed for cutting ceramic tile, flakeboard, fiberboard, fiberglass and wood. Not recommended for metal.



RECESSED LIGHT HOLE SAWS

For cutting through drywall, plaster, acoustical tile, ceiling tile and stucco with wire mesh backing. 1-3/4" depth of cut. For use with MILWAUKEE Compact Drills or larger drills.

CATALOG NO.	HOLE SIZE	THREAD SIZE
49-56-0300	4-3/8"	5/8"-18
49-56-0305	6-3/8"	5/8"-18
49-56-0310	6-5/8"	5/8"-18
49-56-0315	6-7/8"	5/8"-18

HOLE-SAW SPECIFICATIONS

BI-METAL CATALOG NUMBER	CARBIDE-TIPPED CATALOG NUMBER	HOLE DIAMETER SIZE	HOLE DIAMETER SIZE	DEPTH OF CUT	USE WITH ARBOR NUMBER	PIPE TAP	PIPE ENTRANCE SIZE	FOR COPPER PIPE SIZE I.D.		
49-56-0620	49-56-0623	5/8"	16 MM	1-1/4"	↑	-	-	1/4"		
49-56-0680		11/16"	17 MM	1-1/2"		49-56-6950	-	-	3/8"	
49-56-0750	49-56-0753	3/4"	19 MM	1-1/2"		49-56-6951	-	3/8"	1/2"	
49-56-0810		13/16"	21 MM	1-1/2"		49-56-6960	-	-	1/2"	
49-56-0870	49-56-0873	7/8"	22 MM	1-1/2"		49-56-7000	3/4"	1/2"	5/8"	
49-56-0930		15/16"	24 MM	1-1/2"		49-56-7010	-	-	-	
49-56-1000	49-56-1003	1"	25 MM	1-1/2"		↓	-	-	3/4"	
49-56-1060		1-1/16"	27 MM	1-1/2"			49-56-6970	-	-	-
49-56-1120	49-56-1123	1-1/8"	29 MM	1-1/2"			49-56-7055	1"	3/4"	3/4"
49-56-1180		1-3/16"	30 MM	1-1/2"			49-56-7140	-	-	1"
49-56-1250	49-56-1253	1-1/4"	32 MM	1-1/2"	49-56-7150		-	-	-	
49-56-1310		1-5/16"	33 MM	1-1/2"	↑		-	-	-	
49-56-1370	49-56-1373	1-3/8"	35 MM	1-1/2"			49-56-6970	-	1"	-
49-56-1500	49-56-1503	1-1/2"	38 MM	1-1/2"			49-56-7055	1-1/4"	-	1-1/4"
49-56-1620	49-56-1623	1-5/8"	41 MM	1-1/2"			49-56-7140	-	-	-
49-56-1750	49-56-1753	1-3/4"	44 MM	1-1/2"			49-56-7150	1-1/2"	1-1/4"	1-1/2"
49-56-1870	49-56-1873	1-7/8"	48 MM	1-1/2"		↓	-	-	-	
49-56-2000	49-56-2003	2"	51 MM	1-1/2"			49-56-7055	-	1-1/2"	-
49-56-2060		2-1/16"	52 MM	1-1/2"			49-56-7140	-	-	-
49-56-2120	49-56-2123	2-1/8"	54 MM	1-1/2"			49-56-7150	-	-	-
49-56-2250	49-56-2253	2-1/4"	57 MM	1-1/2"			↑	2"	-	2"
49-56-2370	49-56-2373	2-3/8"	60 MM	1-1/2"	49-56-7055			-	-	-
49-56-2500	49-56-2503	2-1/2"	64 MM	1-1/2"	49-56-7140			-	2"	2"
49-56-2560		2-9/16"	65 MM	1-1/2"	49-56-7150			-	-	-
49-56-2620	49-56-2623	2-5/8"	67 MM	1-1/2"	↓			2-1/2"	-	-
49-56-2750	49-56-2753	2-3/4"	70 MM	1-1/2"				49-56-7055	-	-
49-56-2870	49-56-2873	2-7/8"	73 MM	1-1/2"		49-56-7140		-	-	-
49-56-3000	49-56-3003	3"	76 MM	1-1/2"		49-56-7150		-	2-1/2"	2-1/2"
49-56-3120		3-1/8"	79 MM	1-1/2"		↑		-	-	-
49-56-3250	49-56-3253	3-1/4"	83 MM	1-1/2"				49-56-7055	3"	-
49-56-3370		3-3/8"	86 MM	1-1/2"			49-56-7140	-	-	3"
49-56-3500	49-56-3503	3-1/2"	89 MM	1-1/2"			49-56-7150	-	-	-
49-56-3620	49-56-3623	3-5/8"	92 MM	1-1/2"			↓	-	3"	-
49-56-3750	49-56-3753	3-3/4"	95 MM	1-1/2"				49-56-7055	3-1/2"	-
49-56-3870		3-7/8"	98 MM	1-1/2"	49-56-7140			-	-	3-1/2"
49-56-4000	49-56-4003	4"	102 MM	1-1/2"	49-56-7150			-	-	-
49-56-4120		4-1/8"	105 MM	1-1/2"	↑			-	3-1/2"	3-1/2"
49-56-4250	49-56-4253	4-1/4"	108 MM	1-1/2"				49-56-7055	4"	3-1/2"
49-56-4370		4-3/8"	111 MM	1-1/2"		49-56-7140		-	-	-
49-56-4500	49-56-4503	4-1/2"	114 MM	1-1/2"		49-56-7150		-	4"	4"
49-56-4750		4-3/4"	121 MM	1-1/2"		↓		-	-	-
49-56-5000	49-56-5003	5"	127 MM	1-1/2"				49-56-7055	-	-
49-56-5500		5-1/2"	140 MM	1-1/2"			49-56-7140	-	-	5"
49-56-6000	49-56-6003	6"	152 MM	1-1/2"			49-56-7150	-	-	-

PILOT DRILLS

1/4" HIGH SPEED



49-56-8000 For Use with Hole Saw Arbors 49-56-6950, 49-56-7000, 49-56-7055 and 49-56-7140. For General Cutting of Wood and Metal.



49-56-8002 With 1/4" Fluting for Light Gauge Metals. For Use with Hole Saw Arbors 49-56-6950, 49-56-7000, 49-56-7055 and 49-56-7140.



49-56-8003 For Use with Hole Saw Arbors 49-56-6960 and 49-56-6970. For General Cutting of Wood and Metal.



49-56-8010 For Use with Hole Saw Arbors 49-56-7010 and 49-56-7150. For General Cutting of Wood and Metal.

1/4" CARBIDE-TIPPED



49-56-8005 For Use with Carbide-Tip Hole Saws When Drilling Ceramic Tile. Use with Hole Saw Arbors 49-56-6950, 49-56-7000, 49-56-7055 and 49-56-7140.

HEX EXTENSION WITH QUICK CHANGE SHANKS

ONE PIECE 7/16" For Hole Saws, Selffeed Bits and Auger Bits (1" Dia. and Larger) with 7/16" Hex Shank.




CATALOG NUMBER	REPLACEMENT SET SCREW CATALOG NO.	REPLACEMENT 1/8" SOCKET WRENCH CATALOG NO.	LENGTH
48-28-4001	06-83-2711	49-96-0060	5-1/2"
48-28-4006	06-83-2711	49-96-0060	12"
48-28-4011	06-83-2711	49-96-0060	18"
48-28-4016	06-83-2711	49-96-0060	24"

Hole Saws and Arbors are Interchangeable with Most Other Brands.

ARBOR SPECIFICATIONS

CATALOG NUMBER	SHANK	THREAD	STANDARD PILOT	CAN USE 1/4" FLUTE PILOT	CAN USE CARBIDE PILOT	FOR HOLE SAW DIAMETERS
A 49-56-6950*	1/4" Round	1/2"-20	49-56-8000	49-56-8002	49-56-8005	9/16"-1-3/16"
A 49-56-6951 Carbide Pilot*	1/4" Round	1/2"-20	49-56-8005			9/16"-1-3/16"
B 49-56-6960*	1/4" 3 Flats	1/2"-20	49-56-8003			9/16"-1-3/16"
C 49-56-7000*	7/16" Hex	1/2"-20	49-56-8000	49-56-8002	49-56-8005	9/16"-1-3/16"
D 49-56-7010*	3/8" Hex	1/2"-20	49-56-8010			9/16"-1-3/16"
E 49-56-6970	1/4" 3 Flats	5/8"-18	49-56-8003			1-1/4"-2"
F 49-56-7055 Push Pins	7/16" Hex	5/8"-18	49-56-8000	49-56-8002	49-56-8005	1-1/4" & up
G 49-56-7140 Snap Pins	7/16" Hex	5/8"-18	49-56-8000	49-56-8002	49-56-8005	1-1/4" & up
H 49-56-7150 Snap Pins	3/8" Hex	5/8"-18	49-56-8010			1-1/4" & up



* Arbor Adapter 49-56-6560, Arbor Spacer 49-67-0120 available for use with Hole Saws over 1-3/16".