

Date: _____
 In hands date of project: _____
 Project name/Number: _____
 Name of distributor: _____
 Client #: _____
 Name of end user: _____



MOL: 1 13/16 in. (46 mm) Dia. : 5 23/32 in. (145 mm)

ORDERING INFORMATION

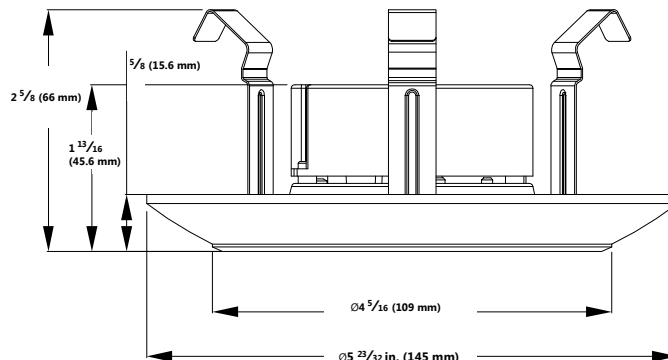
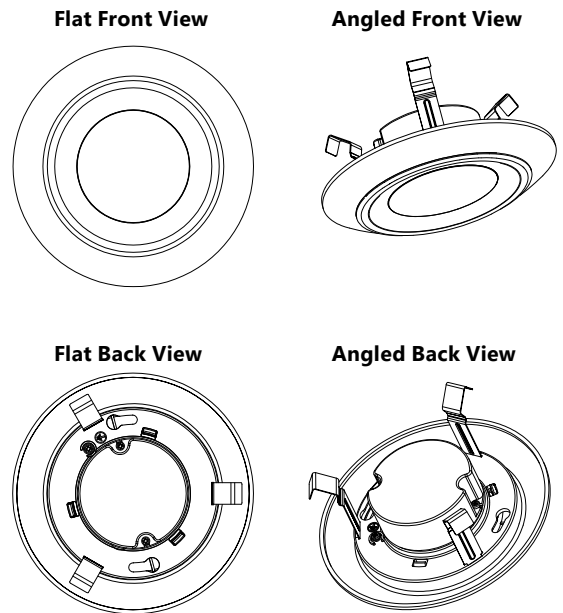
Order code: 63644
 Description: LED/DL4/10W/30K/RETRO/WH/STD
 UPC: 69549636446
 Case quantity: 16

PERFORMANCE DATA

Shape:	Round
Size and type:	Downlight 4"
Finish colour:	White
Wattage (W):	10
Lamp voltage (VAC):	120
Base:	E26
Beam angle:	112.5°
THD:	<20%
Power factor:	0.99
CBCP:	240.6
CRI:	83
Color temperature (K)**:	3 000
Initial lumen (lm)*:	684
Initial lumen per watt (lm/W):	68
Operating temperature range:	- 20 °C / - 4 °F to 45 °C / 113 °F
Minimum jbox required:	1 1/2"

*Initial lumens range: +/- 5% **Typical colour temperature range: +/- 5%

CAN ICES-005 (B) - This lighting equipment complies with Canadian standard ICES-005 for use in residential applications.

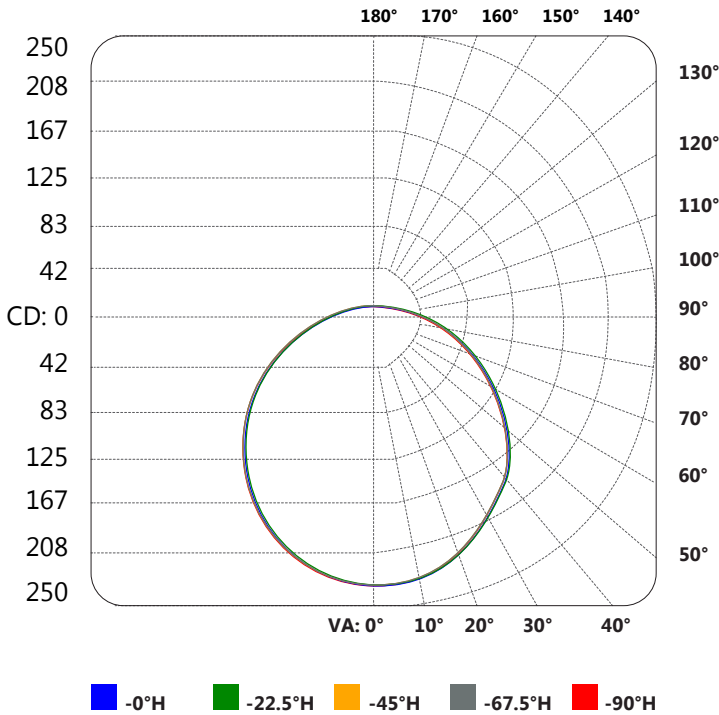


For a complete list of ENERGY STAR qualified products, please visit www.standardpro.com

Data is based upon tests performed in a controlled environment and representative of relative performance. Actual performance can vary depending on operating conditions. Specifications are subject to change without notice.

PHOTOMETRY

Polar Candela Distribution



COMPATIBLE DIMMER LIST

- Brand: Model
 Legrand : HCL453P
 Cooper : 9531AW, DAL06P, SLC03P
 Leviton : 6615, IPL06, 6674, DSL06-1LZ, DSM10-1LZ, IPE04-1LZ
 Lutron : DVCL-153P, CTCL-153P, DVCL-253P, AYCL-253P, DVELV-300P, SELV-300P, NTELV-600

NOTE: The above table shows dimmers that have been tested and have demonstrated proper operation under normal conditions. Each installation being unique, various factors such as load, common neutrals or other electrical products on the circuit can, in certain instances, cause variance in system performance. Read and comply to the dimmer installation instructions. Consult dimming system manufacturer for additional support in operation. Standard recommends to use dimmers designed to work with LED products. Older dimmers designed for incandescent lamps may cause erratic operation. Do not mix products of different wattages or types on the same dimming circuit. Some dimmers may require more than one product for stable operation. See number in bracket besides each dimmer, when applicable. The maximum number of products is determined by the dimmer wattage rating with LEDs. Be careful, these dimmers have different ratings depending on the product type. Again, refer to the dimmer installation instructions. Specifications are subject to change without notice.

Qty	Description	Price

I accept the specifications of the luminaire configuration mentioned above.

Name: _____
 Company: _____
 Signature: _____

Date: _____

Data is based upon tests performed in a controlled environment and representative of relative performance. Actual performance can vary depending on operating conditions. Specifications are subject to change without notice.