

Date: \_\_\_\_\_  
 In hands date of project: \_\_\_\_\_  
 Project name/Number: \_\_\_\_\_  
 Name of distributor: \_\_\_\_\_  
 Client #: \_\_\_\_\_  
 Name of end user: \_\_\_\_\_



## ORDERING INFORMATION

Order code: 64155  
 Description: LED/CL6/10W/40K/FM/RND/STD  
 UPC: 69549641556  
 Case quantity: 1  
 Luminaire description: Round LED Ceiling Luminaire

## FEATURES AND SPECIFICATIONS

**Lens type:** Polystyrene - frosted  
**Lens benefits:** Easy to install twist and lock diffuser  
**Housing:** Simple, functional and low profile design.  
**Applications:** Ideal for use in closets, utility areas, hallways, bedrooms, offices & various residential and commercial applications.  
**Benefits compared to traditional Light:** Reduction in power consumption over traditional light source



DIMMABLE



DAMP



INDOOR



COMMERCIAL



RETAILS



OFFICE



RESIDENTIAL



HOSPITALITY



EDUCATIONAL



WARRANTY



UL



FC



ENERGY STAR

For a complete list of ENERGY STAR qualified products, please visit [www.standardpro.com](http://www.standardpro.com)

## FIXTURE PERFORMANCE

Wattage (W): 10  
 Colour temperature (K): 4 000  
 CRI: 80  
 Average life in hours: 50 000  
 Initial lumens with lens: 600  
 Efficacy with lens (LPW): 60  
 Voltage (V): 120  
 Frequency (Hz): 60  
 Beam angle: 120°  
 Mounting: Junction box, recessed

## POWER FACTOR (PF)

0.9

## TOTAL HARMONIC DISTORTION (THD)

< 20 %

## AMBIENT OPERATING TEMPERATURES

-20~45°C (-13~113°F)

## COMPATIBLE DIMMER LIST

LEVITON: IPL06, 6683, 6674  
 LUTRON: MACL-153MR-WH, S-600PR-WH, S2-L, TGCL-153PH-WH

### Recommended Dimmers:

Although this product is compatible with most common residential type dimmers, dimming performance varies from dimmer to dimmer. Dimmer settings (for dimmers with brightness range adjustments) and the number of LED modules installed on the circuit can affect dimming performance. Some dimmers have produced a reduced dimming range or exhibit a start-up flash.

The attached data is provided to assist users in making lighting decisions based on various assumptions, factors and methods. Resources and efforts have been put in place to account for the data and the development of this tool however STANDARD does not warrant or guarantee that the results obtained will be accurate under actual use conditions. A lighting layout is recommend to ensure the proper light levels are attained to satisfy the demand of the application.

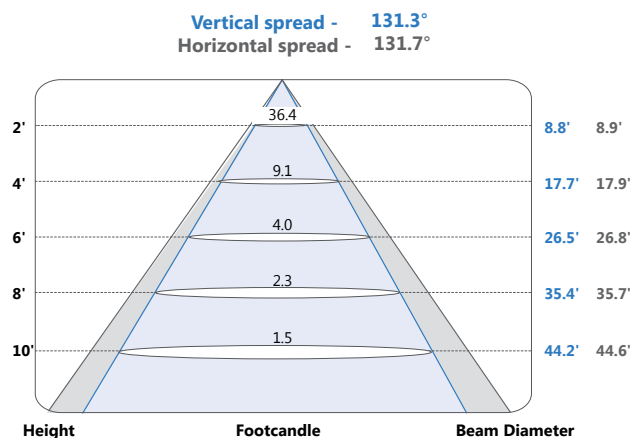
Data is based upon tests performed in a controlled environment and representative of relative performance. Actual performance can vary depending on operating conditions. Specifications are subject to change without notice.

**STANDARD**

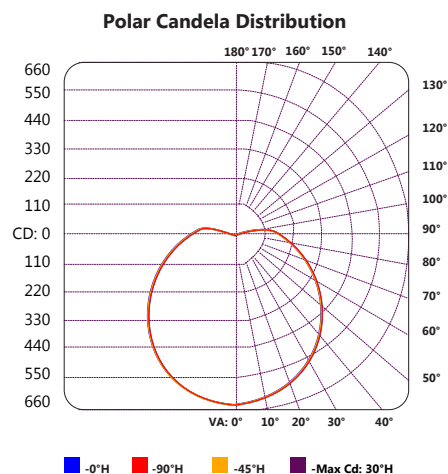
## ORDERING INFORMATION

Order code: 64155  
 Description: LED/CL6/10W/40K/FM/RND/STD  
 UPC: 69549641556  
 Case quantity: 1  
 Luminaire description: Round LED Ceiling Luminaire

## PHOTOMETRICS - BEAM SPREAD\*



## PHOTOMETRICS - CANDELA DISTRIBUTION\*



## PHOTOMETRICS - COEFFICIENTS OF UTILIZATION (ZONAL CAVITY METHOD)\*

RCC %:	80				70				50				30				10				0			
RW %:	70	50	30	0	70	50	30	0	50	30	20	10	50	30	20	10	50	30	20	10	50	30	20	10
ROR: 0	1.16	1.16	1.16	1.16	1.12	1.12	1.12	.89	1.05	1.05	1.05	.98	.98	.98	.92	.92	.92	.89	.89	.89	.89	.89	.89	.89
1	1.03	.96	.91	.86	.99	.93	.88	.68	.87	.82	.79	.81	.77	.74	.75	.73	.70	.67	.67	.67	.67	.67	.67	.67
2	.92	.82	.74	.67	.88	.79	.72	.55	.74	.68	.62	.69	.64	.59	.64	.60	.56	.53	.53	.53	.53	.53	.53	.53
3	.83	.71	.62	.55	.80	.69	.60	.45	.64	.57	.51	.60	.54	.49	.56	.51	.47	.44	.44	.44	.44	.44	.44	.44
4	.76	.63	.53	.46	.73	.61	.52	.38	.57	.49	.43	.53	.46	.41	.49	.44	.39	.37	.37	.37	.37	.37	.37	.37
5	.70	.56	.46	.39	.67	.54	.45	.33	.50	.43	.37	.47	.40	.35	.44	.38	.34	.31	.31	.31	.31	.31	.31	.31
6	.64	.50	.40	.34	.61	.48	.39	.29	.45	.38	.32	.42	.36	.31	.40	.34	.29	.27	.27	.27	.27	.27	.27	.27
7	.59	.45	.36	.29	.57	.44	.35	.25	.41	.33	.28	.39	.32	.27	.36	.30	.26	.24	.24	.24	.24	.24	.24	.24
8	.55	.41	.32	.26	.53	.40	.31	.23	.37	.30	.25	.35	.29	.24	.33	.27	.23	.21	.21	.21	.21	.21	.21	.21
9	.51	.38	.29	.23	.49	.36	.28	.20	.34	.27	.22	.33	.26	.21	.31	.25	.21	.19	.19	.19	.19	.19	.19	.19
10	.48	.35	.26	.21	.46	.34	.26	.19	.32	.25	.20	.30	.24	.19	.29	.23	.19	.17	.17	.17	.17	.17	.17	.17

The attached data is provided to assist users in making lighting decisions based on various assumptions, factors and methods. Resources and efforts have been put in place to account for the data and the development of this tool however STANDARD does not warrant or guarantee that the results obtained will be accurate under actual use conditions. A lighting layout is recommend to ensure the proper light levels are attained to satisfy the demand of the application. Data is based upon tests performed in a controlled environment and representative of relative performance. Actual performance can vary depending on operating conditions. Specifications are subject to change without notice.

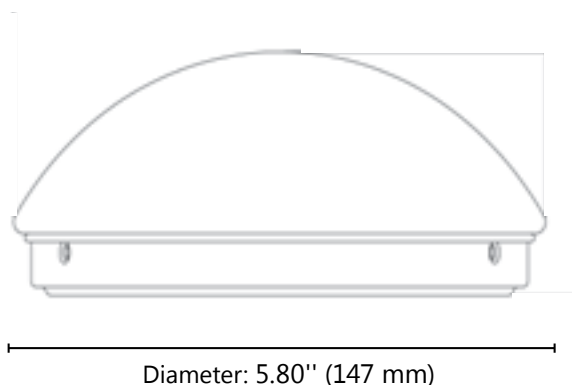
## ORDERING INFORMATION

Order code: 64155  
 Description: LED/CL6/10W/40K/FM/RND/STD  
 UPC: 69549641556  
 Case quantity: 1  
 Luminaire description: Round LED Ceiling Luminaire

## DIMENSIONS

Diameter: 5.80" (147 mm)  
 Depth: 2.60" (66 mm)

## TECHNICAL DRAWINGS



## WARNINGS

- Installation and maintenance must be performed by licensed electricians only.
- To avoid risk of electric shock, make sure to turn off main power switch prior to installation or maintenance.
- Must be installed in compliance with Canadian Electrical Code in Canada or National Electrical Code (NEC) in the US.
- Make sure input voltage and frequency are compatible with the fixture. Check installation guide for power requirements prior to installation.

**WARNING – Risk of electric shock. Suitable for damp locations.**

Qty	Description	Price

I accept the specifications of the luminaire configuration mentioned above.

Name: \_\_\_\_\_

Company: \_\_\_\_\_

Signature: \_\_\_\_\_

Date: \_\_\_\_\_

The attached data is provided to assist users in making lighting decisions based on various assumptions, factors and methods. Resources and efforts have been put in place to account for the data and the development of this tool however STANDARD does not warrant or guarantee that the results obtained will be accurate under actual use conditions. A lighting layout is recommend to ensure the proper light levels are attained to satisfy the demand of the application.  
 Data is based upon tests performed in a controlled environment and representative of relative performance.  
 Actual performance can vary depending on operating conditions. Specifications are subject to change without notice.