

# USCC & USM UltraSafe™ Fuseholders

## UltraSafe modular fuseholders for midget and class CC fuses

Mersen UltraSafe Modular Fuseholders introduce a new level of safety for Class CC (USCC) and Midget 1-1/2" x 13/32" (USM) AC and DC-rated fuses up to 30 amperes. UltraSafe holders qualify as "Finger-safe" under IEC and DIN standards to an IP20 grade of protection, including fuse changing (with the flick of a finger). UltraSafe holders are available in 1, 2, 3 or 4 poles, with or without visual blown-fuse indicators in each pole. Multi-pole units can also be field assembled by ordering pin-tie handles.

UltraSafe holders save up to 15% mounting space and any combination can be snapped onto 35mm DIN-rail for extra savings in panel building time. UltraSafe holders with Class CC fuses chosen for Type "2" No Damage protection give one of the safest protection packages in the industry. UltraSafe body material is tough and durable polyamide, with exceptional insulating properties.

### Highlights:

- IP20 Finger-Safe (touch safe)
- Optional visual blown fuse Indicator lights
- DIN-rail mounting
- Compact footprint
- Quick, tool-free, easy fuse change outs

### Applications:

- All circuits up to 600 volts for motors, control circuits, transformers, etc...
- DC circuits up to 1000VDC including photovoltaic applications
- Non-load disconnect

### Recommended Fuse Usage:

- **USM use with:**  
ATQ, ATM\*, A6Y-2B, A25Z-2, TRM, OTM, A13X-2, A60Q-2, DCT\*, HP6M, HP10M
- **USCC use with:**  
ATDR, ATMR\*, ATQR

\* Recommended for DC applications

### Additional Specifications:

**Terminal screws:** Phillips/slot head

**Suggested screw torque:** 14.75 in-lbs.

**Wire range:** #14 to 6 AWG (2.5 to 16mm<sup>2</sup>) single conductor  
: #14 to 10 AWG (2.5 to 5.0 mm<sup>2</sup>) dual conductor

**Wire type:** 60/75/90°C solid/stranded copper

**Connector type:** Pressure plate

**Load-break disconnect:** No


**Environmental:** RoHS compliant, lead free

**Operating temperature:** -40° to 85°C

**Watts loss:** 3W or less

**Flammability rating:** UL 94-V0

**Optional Blown Fuse Indicator Lens Color:** Red



### Ratings:

#### USM (Midget 10x38mm Fuses)

**Volts** : 800VAC Maximum  
: 1000VDC Maximum  
**Amps** : 30A Maximum  
**SCCR** : 200kA AC  
: 100kA DC

#### USCC (Class CC Fuses)

**Volts** : 600VAC / DC Maximum  
**Amps** : 30A Maximum  
**SCCR** : 200kA

*Min. voltage to operate indicator light: 90VAC, 115VDC [Less than 0.7 mA leakage current at 600V]*

*USM1IHEL minimum indicator operating voltage: 350VDC*

### Approvals:

- UL Listed to Standard 4248-4 (class CC) and 4248-1 (midget), File E52283
- UL Listed to standard 4248-18 (photovoltaic), File E347822
- CSA Certified C22.2
- IEC 60269-2-1 and 60947-3 Compliant (USM only)



**MERSEN**

# USCC & USM UltraSafe™ Fuseholders


## Catalog Numbers:

Fuse Type	Ampere Rating	Voltage Rating		Visual Indication	No. of Poles	Catalog Number
		AC	DC			
Class CC	30	600	600	No	1	USCC1
	30	600	600	No	2	USCC2
	30	600	600	No	3	USCC3
	30	600	600	No	4	USCC4
	30	600	600	No	3+N	USCC3N
	30	600	600	Yes	1	USCC1I
	30	600	600	Yes	2	USCC2I
	30	600	600	Yes	3	USCC3I
	30	600	600	Yes	4	USCC4I
	30	600	600	Yes	3+N	USCC3IN
	30	120	-	Yes	1	USCC1-AC120
	30	300	-	Yes	1	USCC1-AC300
	30	-	24	Yes	1	USCC1-DC24
Midget (10 x 38mm) (1-1/2" x 13/32")	30	800	1000	No	1	USM1
	30	800	1000	No	2	USM2
	30	800	1000	No	3	USM3
	30	800	1000	No	4	USM4
	30	800	1000	No	3+N	USM3N
	30	600	600	Yes	1	USM1I
	30	600	600	Yes	2	USM2I
	30	600	600	Yes	3	USM3I
	30	600	600	Yes	4	USM4I
	30	600	600	Yes	3+N	USM3IN
	30	120	-	Yes	1	USM1I-AC120
	30	-	24	Yes	1	USM1I-DC24
	Photovoltaic	32	-	1000	No	1
Midget	32	-	1000	Yes	1	USM1IHEL

IEC Ratings for USM: 690VAC / 1000VDC, 32A, 50kA SCCR  
 CSA Ratings for USM: 750VAC / 1000VDC, 30A

## Catalog Numbers—Accessories:

Accessories Catalog No.	Description
USN	1-Pole with Integral Neutral Link
USPTH	Pin-tie Accessory for 12-Poles



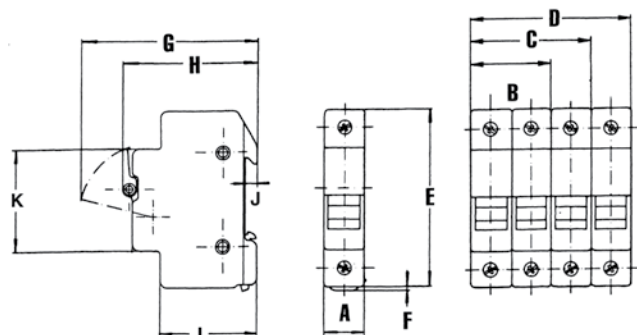
USPTH Pin-Tie Accessory



USM1 with USPTH Pin-Ties

## Dimensions

Dimension	mm	In	Dimension	mm	In
A	17.5	0.69	G	78.0	3.07
B	35.0	1.38	H	59.0	2.32
C	52.5	2.07	I	42.5	1.67
D	70.0	2.76	J	5.0	0.20
E	78.0	3.07	K	45.0	1.77
F	2.5	0.10			



For the most current product performance data visit [ep-us.mersen.com](http://ep-us.mersen.com) and use catalog search.