

Unilet® Conduit Outlet Bodies: LBD and LBDN. Conduit Outlet Boxes: JB, GS and SEH

For use with Threaded Rigid Metal Conduit and IMC.

Features: LBD and LBDN

- ① Serve as pulling fittings—ideal for heavy, difficult-to-bend conductors.
- Make 90° bends in conduit—straight pull through hubs in either direction.
- Use as service entrance fitting.
- Complete with gasketed covers.

Features: JB Series

- ② Raintight when enclosed and gasketed with hub or blank covers.
- For exposed or concealed use.
- Blind cover screw holes prevent conductor damage during installation, provide water-tightness.
- Available in three inside depths—1-5/16", 2-1/16", and 3-1/8".
- Order with or without mounting lugs.
- Furnished with four tapped holes and two close-up plugs.
- Malleable iron or aluminum.
- Cushion fixture hangers enclosed and gasketed (vaportight).

Features: GS Series

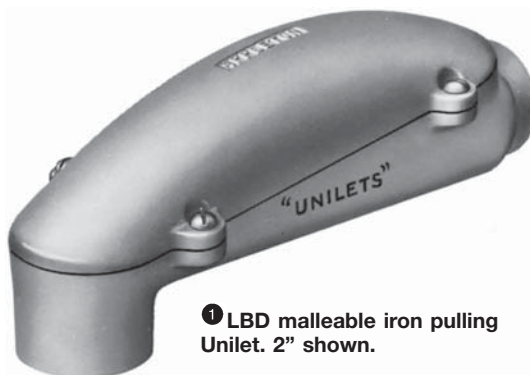
- ③ Raintight when enclosed and gasketed with hub or blank covers.
- Extra wide mating surfaces of GS box and cover provide greater gasket contact for more positive seal.
- For exposed or concealed use.
- GSU-20 will take connection block.
- Universal design—furnished with 4 threaded universal 3/4" hubs, four 3/4" to 1/2" reducers, and 3 close-up plugs.
- Furnished with mounting lugs.
- Cushion fixture hangers enclosed and gasketed (vaportight).

Features: SEH Series


- ④ Economy cast conduit outlet box.
- Take wiring devices designed for 4" octagonal outlet boxes.
- Two 8-32 screw holes tapped on 3-1/2" centers.

Standard Materials

- LBD and LBDN Unilets and covers: malleable iron (some in aluminum).
- JB, GS, and SEH conduit outlet boxes and covers plus JB and GS fixture hangers: malleable iron.
- JB-A boxes and covers: copper-free aluminum.
- Gaskets: Neoprene or composition fiber.



① LBD malleable iron pulling Unilet. 2" shown.



② JB conduit outlet box. Choice of three depths. JBX shown.



③ GS conduit outlet box. Four tapped conduit entrances.



④ SEH conduit outlet box. Takes wiring devices for 4" octagonal outlet boxes.

Standard Finishes

- LBD and LBDN malleable iron bodies and covers: triple-coat — (1) zinc electroplate, (2) dichromate and (3) epoxy powder coat.
- LBD and LBDN aluminum bodies and covers: epoxy powder coat.
- Malleable iron conduit outlet boxes, GS fixture hangers, 3/4" JB, GS and SEH hub covers: triple-coat — (1) zinc electroplate, (2) dichromate and (3) epoxy powder coat.
- JB fixture hangers, JB and GS 1/2" hub and blank covers and SEH blank cast cover: (1) zinc electroplate, (2) dichromate and (3) epoxy powder coat.
- SEH blank steel cover: zinc electroplate.
- Aluminum JB conduit outlet boxes: epoxy powder coat.

Options

- PVC Coating available upon request—consult factory.


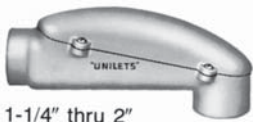
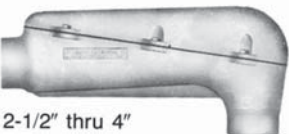
Compliances

- UL Standard 514A.
- Federal Spec. W-C-586B.
- LBDN complies with NEC 370-28(a)(2).
- Suitable for classified location use in Class I, Division 2 areas, if installed in compliance with NEC 501-4(b).
- Appleton malleable iron conforms to ASTM A47-77, Grade 32510.
- Appleton aluminum products are produced from a high strength copper-free (4/10 of 1% max.) alloy.

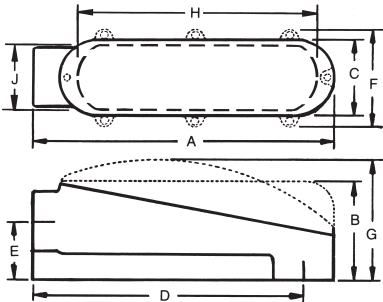
LBD and LBDN Pulling Fittings:
Malleable Iron, Aluminum

UNILET® for use with Threaded Rigid Metal Conduit and IMC.
Furnished with Cover and Gasket.

NOTE: Refer to page A-31 for Wiring Capacity Tables.

	Type	Hub Size (Inches)	Catalog Number	
			Malleable Iron	Aluminum
1	 1/2" thru 1"	LBD 3/4 LBD100-M	LBD50-M —	—
	 1-1/4" thru 2"	LBD	LBD125-M LBD150-M LBD200-M	LBD125-A LBD150-A LBD200-A
	 2-1/2" thru 4"	LBDN	LBDN250-M LBDN300-M LBDN350-M LBDN400-M	LBDN250-A LBDN300-A LBDN350-A LBDN400-A

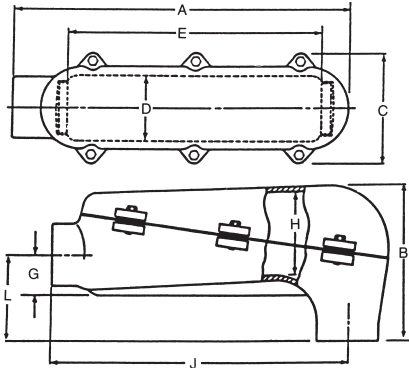
LBD Dimensions



LBD Series Dimensions, Inches

Hub Trade Size (In.)	A	B	C	D	E	F	G	H	J
1/2	5.00	2.19	1.31	4.38	1.25	-	-	3.56	.94
3/4	6.19	2.50	1.50	5.50	1.44	-	-	4.75	1.13
1	6.38	2.69	1.75	5.50	1.69	-	-	4.94	1.38
1-1/4	8.50	-	2.63	7.50	2.13	3.38	4.75	7.19	2.00
1-1/2	12.25	-	3.13	10.94	2.31	4.13	4.88	10.63	2.56
2	12.44	-	3.13	10.94	2.75	4.13	5.25	10.63	2.56

LBDN Dimensions






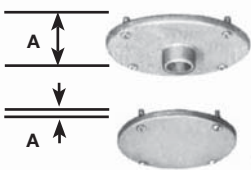

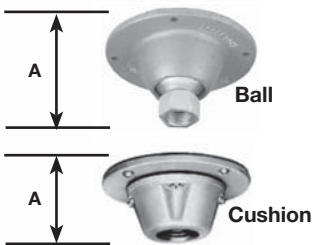
LBDN Series Dimensions, Inches

Hub Trade Size (In.)	A	B	C	D	E	G	H	J	L
2-1/2	17.88	8.00	5.88	3.50	13.75	2.13	4.13	15.81	4.56
3	21.06	10.00	5.88	3.50	17.00	2.50	5.13	18.50	5.38
3-1/2	24.31	10.25	7.00	4.63	19.88	3.00	4.75	21.38	6.63
4	27.50	12.50	7.00	4.63	23.00	3.25	6.38	24.38	7.00

JB Conduit Outlet Boxes, Covers, and Hangers: Malleable Iron, Aluminum




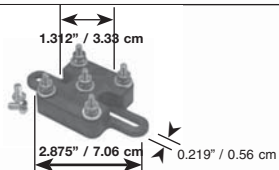

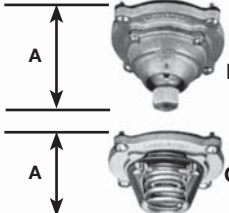
UNILET® for use with Threaded Rigid Metal Conduit and IMC.

NOTE: Refer to page A-31 for Wiring Capacity Tables.

	Description	Hub Size (Inches)	Length (A)	Catalog Number	
				Malleable Iron	Aluminum
	JBX — 1-5/16" inside depth Furnished with four tapped openings and two close-up plugs. Less mounting lugs	1/2	—	JBX-50	—
		3/4	—	JBX-75	—
		1	—	JBX-100	—
	With mounting lugs	1/2	—	JBX-50L	JBX50L-A
		3/4	—	JBX-75L	JBX75L-A
		1	—	JBX-100L	—
	JBDX — 2-1/16" inside depth Furnished with four tapped openings and two close-up plugs. Less mounting lugs	1/2	—	JBDX-50	—
		3/4	—	JBDX-75	—
		1	—	JBDX-100	—
	With mounting lugs	1/2	—	JBDX-50L	—
		3/4	—	JBDX-75L	—
		1	—	JBDX-100L	—
	JBLX — 3-1/8" inside depth Furnished with four tapped openings and two close-up plugs. With removable mounting lugs	1/2	—	JBLX-50L	JBLX-50L-A
		3/4	—	JBLX-75L	JBLX-75L-A
		1	—	JBLX-100L	JBLX-100L-A
	JBX, JBDX, JBLX — Cast Covers Furnished with screws. When used with gasket provides raintight fit, supports 250 lbs. Hub Covers	1/2	—	JBK-50	JBK-50-A
		3/4	—	JBK-75	JBK-75-A
	Cover	Blank	—	JBK-B	JBK-1B-CA
	JBX, JBDX, JBLX — Gasket, Neoprene	—	—	JB-GK-N	JB-GK-N
	JBX, JBDX, JBLX — Flexible Fixture Hangers Furnished with gasket and screws. Ball Type — 15° swing in all directions, support 250 lbs.	1/2	2.56" (6.5cm)	JBK-50-BS	—
		3/4	2.56" (6.5cm)	JBK-75-BS	—
	Cushion type, enclosed and gasketed — 8° swing in all directions. Cushions 40 lbs., supports 250 lbs.	1/2	1.63 (4.1cm)	JBK-50-CS	—
		3/4	1.63 (4.1cm)	JBK-75-CS	—

GS Conduit Outlet Boxes, Covers, and Hangers:
Malleable Iron

UNILET® for use with Threaded Rigid Metal Conduit and IMC.
NOTE: Refer to page A-31 for Wiring Capacity Tables.

	Description	Hub Size (Inches)	Length (A)	Catalog Number
 GSU-20 GSU-100	GS — 1-3/4" inside depth, with mounting lugs (Form 20)			
	Four threaded universal 3/4" hubs, four 3/4" to 1/2" reducers, and three 1/2" close-up plugs.	1/2 or 3/4	—	GSU-20
	Four 1" threaded openings and three 1" close-up plugs.	1	—	GSU-100
 Hub Cover Blank Cover	GS — Cast Covers			
	Furnished with gasket and screws.			
	Enclosed and gasketed for raintight fit, supports 250 lbs.			
	Hub Cover	1/2	1.75" (4.4cm)	GSK-50-20
		3/4	1.75" (4.4cm)	GSK-75-20
	Blank Cover	Blank	1.06" (2.6cm)	GSK-BC-20
	GS — Cover, Lamp Receptacle			
	Furnished with gasket and screws.	—	1.63" (4.1cm)	GSK-LR20
	GS-20 — Connection Block			
	Furnished with mounting screws. 5-Wire, 20-Amp, 300 Volt	—	—	CB205
	GS — Gasket, Neoprene	—	—	GS-GK20-R
 Ball Cushion	GS — Flexible Fixture Hangers — Form 20			
	Furnished with gasket and screws.			
	Ball Type — 15° swing in all directions, support 250 lbs.	— —	3.00" (7.6cm) 3.25" (8.2cm)	GSK-50-20B GSK-75-20B
	Cushion Type, enclosed and gasketed — 8° swing in all directions. Cushions 40 lbs., supports 250 lbs.	— —	2.00" (5.0cm) 2.00" (5.0cm)	GSK-50-20C GSK-75-20C