


# ONE-PIECE STRUT CLAMP



## CADDY® One-Piece Strut Clamps

- Minimizes dropped parts and increases efficiency
- The retained bolt and built-in nut simplify handling and installation.
- Handles heavy loads
- Installs with a screwdriver or a nut driver
- Available in various materials and finishes
- Models available for: Rigid, EMT, copper, PVC/CPVC



CADDY One-Piece Strut Clamps are also available for copper tubing and yellow chromate applications.



The RIGD, SK and SCH series One-Piece Strut Clamps are UL listed for Electrical Applications.

### It's Easy



1

Remove from box and break apart.



2

Attach in place.



3

Engage and tighten.




**ERICO®**

# ONE PIECE STRUT CLAMP



## Also Available:



"The Original" SK Universal Clamp for EMT or rigid conduit.

The SCH Series One-Piece Clamp does not break apart; for 3/8" MC/AC to 4" EMT conduit.



Why mess with the same old hardware?

## RIGD Series for Rigid, Iron, PVC, CPVC Pipe

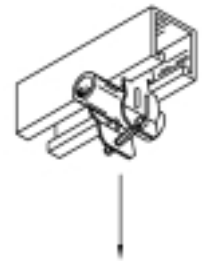
Catalog # Electro-Galvanized	Catalog # Yellow Chromate	One-Piece Strut Clamp for Pipe		Load (lbs.)
		Nominal	O.D.	
RIGD0050EG	RIGD0050CG	1/2"	0.840	400
RIGD0075EG	RIGD0075CG	3/4"	1.050	400
RIGD0100EG	RIGD0100CG	1"	1.315	600
RIGD0125EG	RIGD0125CG	1-1/4"	1.660	600
RIGD0150EG	RIGD0150CG	1-1/2"	1.900	800
RIGD0200EG	RIGD0200CG	2"	2.375	800
RIGD0250EG	RIGD0250CG	2-1/2"	2.875	800
RIGD0300EG	RIGD0300CG	3"	3.500	800
RIGD0350EG	RIGD0350CG	3-1/2"	4.000	1000
RIGD0400EG	RIGD0400CG	4"	4.500	1000

Also available: Stainless 304 -(S4), Stainless 316 -(S6), Hot Dipped Galv. -(HD), Aluminum -(AL) 3/8", 5", 6", 8", 10", 12" avail. without one-piece design, retained combo-head bolt, built-in nut.

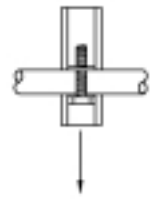
## COPC Series for Copper Tube

Catalog # Copper Applications	One-Piece Strut Clamp For Tube		Load (lbs.)
	Nominal	O.D.	
COPC0050CP	1/2"	0.625	400
COPC0062CP	5/8"	0.750	400
COPC0075CP	3/4"	0.875	400
COPC0100CP	1"	1.125	600
COPC0125CP	1-1/4"	1.375	600
COPC0150CP	1-1/2"	1.625	600
COPC0200CP	2"	2.125	800
COPC0250CP	2-1/2"	2.625	800
COPC0300CP	3"	3.125	800
COPC0350CP	3-1/2"	3.625	800
COPC0400CP	4"	4.125	1000

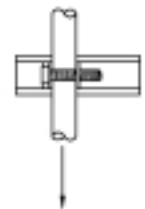
RIGD/COPC series note - captive screw and built-in nut (thread-impresion) available on 1/2" - 1-1/4" sizes. Thread extrusions for 1-1/2"-4". 1/4", 3/8", 5" & 6" avail. without one-piece design, retained combo-head bolt, built-in nut.



See chart for load.



Ultimate Static Shear Load Limit  
75 lbs.



Ultimate Static Slip Load Limit  
50 lbs.

## SK Series for EMT and Rigid Conduit

Catalog # SK series	"Universal" One-Piece Strut Clamp for EMT / Rigid	Load (lbs.)
SK85I	1/2"	200
SK125I	3/4"	200
SK165I	1"	200
SK205I	1-1/4"	200
SK245I	1-1/2"	200
SK325I	2"	200
SK405I	2-1/2"	350
SK485I	3"	350
SK565I	3-1/2"	350
SK645I	4"	350

Also available in Aluminum -(AL). For stainless applications, use RIGD series.

Visit [www.erico.com](http://www.erico.com) for more information

**FASTENING PRODUCTS CUSTOMER SERVICE**  
 Electrical Division Phone: 800-853-0878  
 Mechanical Division Phone: 800-333-0852  
 Fax: 800-462-4797 Fax: 800-677-5403

Technical Support  
 800-25-CADDY  
 (252-2338)

**ERICO®**  
[www.erico.com](http://www.erico.com)