

Class I, Division 1 and 2, Groups B, C, D  
 Zone 1 and 2  
 Class II, Division 1 and 2, Groups E, F, G  
 Class III  
 CSA Type 3R, 7BCD, 9EFG

### Applications

- Push buttons and selector switches are used in conjunction with contactors and magnetic starters for remote control of motors. They provide circuit control and selection.
- Pilot lights provide visual indication that an electrical circuit is engaged either at a remote or local location.
- Toggle switches are used to connect or disconnect electrical operating lighting or other low power loads.
- Manual motor starters are for starting polyphase AC motors.

### Features

- Corrosion resistant captive stainless steel hex head bolts hold cover to body.
- Dozens of possible combinations of push buttons, selector switches and pilot lights. Contact your local sales representative for combinations not found in the catalog.
- Push buttons supplied standard with neoprene weather boot.
- Clearly marked terminals with brass screws assure quick, easy wiring.
- Push buttons and selector switches employ heavy duty, 10 Amp 600 Vac rated contact blocks.
- Push button and selector switch contacts are silver cadmium oxide assuring long trouble free operation.
- Pilot Lights are supplied with jewel guard and 120 Vac lamp.
- Factory sealed push buttons are supplied with lockout type guards. Hole in guard locks with up to 1/4" hasp. Permits locking of push button to prevent unauthorized operation.
- Factory sealed control stations confine the arcing to the devices within the enclosure. Eliminates the need for adding external sealing fittings at each conduit entry. (Non-factory sealed devices available, contact your local sales representative.)
- Smooth rounded integral bushing in hub protects conductor insulation.
- Accurately tapped, tapered hubs for tight, rigid joints and ground continuity.

### Standard Materials

- Cover: aluminum alloy
- Body: cast copperfree (4/10 of 1% max.) aluminum
- Push buttons: aluminum upper barrel and phelonic lower barrel
- Dust cap models: neoprene buttons
- Pilot light guard and body assembly: aluminum and tempered glass jewel
- Clamping ring: steel
- Selector switch: aluminum operator mechanism and nylon cam

### Standard Finishes

- Body and cover: baked epoxy paint
- Operators: natural finish


### Options

- LED pilot light available. Substitute **J** in catalog number with **L**.
- Three position selector switches with modified operation.
  - Momentary contact right position, spring return to center, maintained contact left position. Add suffix —**S634**.
  - Momentary contact left position, spring return to center, maintained contact right position. Add suffix —**S635**.
- Selector switch lockout for factory sealed units locks two or three position handle in any position. Add suffix —**S349**.
- Pilot light jewel/guard assembly, order by suffixes:
  - Red —**JR**
  - Amber —**JA**
  - Blue —**JB**

CSA Certification Only.



1-Gang — Start and Stop



2-Gang — GFCI and Receptacle

- Clear —**JC**
- Green —**JG**
- Opal —**JO**
- For colored LED jewel/guard assembly, order by suffixes:
  - Red —**LR**
  - Amber —**LA**
  - Blue —**LB**
  - Clear —**LC**
  - Green —**LG**
  - Opal —**LO**
- Securing rod for push button factory sealed units. Add suffix —**S153**.
- CSA Type 4X enclosure and cover. Add suffix —**4X**.

### Certifications and Compliances



















- CSA Standards: CSA C22.2 No. 25, CSA C22.2 No. 30, CSA C22.2 No. 14-M
- CSA Certified: 038339

# ECS Control Stations

CSA Certification Only. Explosionproof, Dust-Ignitionproof, Factory Sealed and Non-Factory Sealed

Class I, Division 1 and 2, Groups B, C, D  
 Zone 1 and 2  
 Class II, Division 1 and 2, Groups E, F, G  
 Class III  
 CSA Type 3R, 7BCD, 9EFG

## ECS Series Push Button Stations — Factory Sealed Devices

	Hub Size (Inches)	Description	Contact Arrangement	Legend Plate	Catalog Number
<b>1-Gang</b>					
	1/2 – 3/4	1 Circuit		Start	ECS3U1
	1	Universal		Start	ECS5U1
	1/2 – 3/4	2 Circuit		Start/Stop	ECS3U2
	1	Universal		Start/Stop	ECS5U2
<b>Emergency Stop — Maintained Contact</b>					
	1/2 – 3/4	1 Circuit		Stop	ECS3UM1
	1	Universal		Stop	ECS5UM1
<b>Emergency Stop — Momentary Contact</b>					
	1/2 – 3/4	1 Circuit		Stop	ECS3MU1
	1	Universal		Stop	ECS5MU1
<b>2-Gang</b>					
	1/2 – 3/4	2 Circuit		Start/Stop	ECS7U2
	1	Universal		Start/Stop	ECS9U2
	1/2 – 3/4	4 Circuit		Start/Stop	ECS7U4
	1	Universal		Start/Stop	ECS9U4

 CSA Certification Only.

# ECS Control Stations


















CSA Certification Only. Explosionproof, Dust-Ignitionproof, Factory Sealed and Non-Factory Sealed

Class I, Division 1 and 2, Groups B, C, D  
 Zone 1 and 2  
 Class II, Division 1 and 2, Groups E, F, G  
 Class III  
 CSA Type 3R, 7BCD, 9EFG

Controls

CONTROLS: HAZARDOUS LOCATION CONTROL STATIONS AND SWITCHES

## ECS Pilot Lights and Push Buttons — Factory Sealed Devices



















	Hub Size (Inches)	Description	Contact Arrangement	Legend Plate	Catalog Number
<b>1-Gang</b>					
	1/2 – 3/4	One Red		None	<b>ECS3JR</b>
	1	Pilot Light		None	<b>ECS5JR</b>
	1/2 – 3/4	Two Red		None	<b>ECS32JR</b>
	1	Pilot Lights		None	<b>ECS52JR</b>
<b>1-Gang</b>					
	1/2 – 3/4	1 Circuit Universal and 1 Green Pilot Light		Start	<b>ECS3JGU1</b>
	1	1 Circuit Pilot Light and 1 Green Pilot Light		Start	<b>ECS5JGU1</b>
	1/2 – 3/4	2 Circuit Universal and 1 Red Pilot Light		Start Stop	<b>ECS3JRU2</b>
	1	2 Circuit Universal and 1 Red Pilot Light		Start Stop	<b>ECS5JRU2</b>
<b>2-Gang</b>					
	1/2 – 3/4	2 Circuit Universal and 1 Red Pilot Light		Start Stop	<b>ECS7JRU2</b>
	1	2 Circuit Universal and 1 Red Pilot Light		Start Stop	<b>ECS9JRU2</b>
	1/2 – 3/4	2 Circuit Universal and 1 Red and 1 Green Pilot Light		Start Stop	<b>ECS7JGJRU2</b>
	1	2 Circuit and Universal 1 Red and 1 Green Pilot Light		Start Stop	<b>ECS9U2JRJG</b>

 CSA Certification Only.

# ECS Selector Switch Control Stations

CSA Certification Only. Explosionproof, Dust-Ignitionproof, Factory Sealed and Non-Factory Sealed

Class I, Division 1 and 2, Groups B, C, D  
 Zone 1 and 2  
 Class II, Division 1 and 2, Groups E, F, G  
 Class III  
 CSA Type 3R, 7BCD, 9EFG

	Thread Size (Inches)	Description	Left	Diagram Centre	Right	Legend	Catalog Number
<b>Selector Switches — Factory Sealed Devices</b>							
	1/2 – 3/4	2 Position		None		Start/Stop	ECS312
	1	2 Circuit					ECS512
	1/2 – 3/4	2 Position		None		Start/Stop	ECS335
	1	4 Circuit					ECS535
	1/2 – 3/4	3 Position				Hand/Off/Auto	ECS3102
	1	2 Circuit					ECS5102
	1/2 – 3/4	3 Position				Hand/Off/Auto	ECS3345
	1	4 Circuit					ECS5345
<b>Key Operated Selector Switches — Non Factory Sealed Devices</b>							
<i>Key removable in one position.</i>							
	1/2 – 3/4	2 Position		None		Start/Stop	ECS2SA82U
	1	2 Circuit					ECS4SA82U
	1/2 – 3/4	3 Position				Hand/Off/Auto	ECS2SA86U
	1	2 Circuit					ECS4SA86U

Controls

CONTROLS: HAZARDOUS LOCATION CONTROL STATIONS AND SWITCHES

 CSA Certification Only.

# ECS Toggle Switch Control Stations

CSA Certification Only. Explosionproof, Dust-Ignitionproof, Factory Sealed and Non-Factory Sealed

Class I, Division 1 and 2, Groups B, C, D  
 Zone 1 and 2  
 Class II, Division 1 and 2, Groups E, F, G  
 Class III  
 CSA Type 3R, 7BCD, 9EFG


Controls

CONTROLS: HAZARDOUS LOCATION CONTROL STATIONS AND SWITCHES

## Toggle Switches \* — No Motor Ratings

		Hub Size (Inches)	Type	Catalog Number	
				Front Operated	Key Operated
<b>1-Gang — 20 Amp, 120 to 277 Vac — Factory Sealed Devices</b>					
		1/2 – 3/4	1-Pole	ECS3F1	ECS3K1
		1	1-Pole	ECS5F1	ECS5K1
		1/2 – 3/4	2-Pole	ECS3F2	ECS3K2
		1	2-Pole	ECS5F2	ECS5K2
		1/2 – 3/4	3 Way	ECS3F3W	ECS3K3W
		1	3 Way	ECS5F3W	ECS5K3W
		1/2 – 3/4	4 Way	ECS3F4W	ECS3K4W
		1	4 Way	ECS5F4W	ECS5K4W
<b>2-Gang</b>					
		1/2 – 3/4	1-Pole	ECS7F1	ECS7K1
		1	1-Pole	ECS9F1	ECS9K1
		1/2 – 3/4	2-Pole	ECS7F2	ECS7K2
		1	2-Pole	ECS9F2	ECS9K2
		1/2 – 3/4	3 Way	ECS7F3W	ECS7K3W
		1	3 Way	ECS9F3W	ECS9K3W
		1/2 – 3/4	4 Way	ECS7F4W	ECS7K4W
		1	4 Way	ECS9F4W	ECS9K4W
<b>1-Gang — 20 Amp, 347 Vac — Non Factory Sealed Devices</b>					
		1/2 – 3/4	1-Pole	ECS2F17	ECS2K17
		1	1-Pole	ECS4F17	ECS4K17
		1/2 – 3/4	2-Pole	ECS2F27	ECS2K27
		1	2-Pole	ECS4F27	ECS4K27
		1/2 – 3/4	3 Way	ECS2F3W7	ECS2K3W7
		1	3 Way	ECS4F3W7	ECS4K3W7
		1/2 – 3/4	4 Way	ECS2F4W7	ECS2K4W7
		1	4 Way	ECS4F4W7	ECS4K4W7
<b>1-Gang — 30 Amp, 120 to 277 Vac — Non Factory Sealed Devices</b>					
		1/2 – 3/4	1-Pole	ECS2F13	ECS2K13
		1	1-Pole	ECS4F13	ECS4K13
		1/2 – 3/4	2-Pole	ECS2F23	ECS2K23
		1	2-Pole	ECS4F23	ECS4K23
		1/2 – 3/4	3 Way	ECS2F3W3	ECS2K3W3
		1	3 Way	ECS4F3W3	ECS4K3W3
		1/2 – 3/4	3-Pole	ECS2F33	ECS2K33
		1	3-Pole	ECS4F33	ECS4K33

\* Optional flush mounted single LED indicator light - add suffix **-LED**.


 CSA Certification Only.

# ECS Manual Motor Starter, Potentiometer and Photocontrol Control Stations

CSA Certification Only. Explosionproof, Dust-Ignitionproof, Factory Sealed and Non-Factory Sealed


Class I, Division 1 and 2, Groups B, C, D  
 Zone 1 and 2  
 Class II, Division 1 and 2, Groups E, F, G  
 Class III  
 CSA Type 3R, 7BCD, 9EFG

## Manual Motor Starters \* — 1-Gang — Non-Factory Sealed Devices


	Hub Size (Inches)	Type	Starter Rating	Catalog Number
	1/2 – 3/4	1-Pole, Single Phase	1 HP 120/240 Vac	ECS21MSH †
	1	1-Pole, Single Phase	1 HP 120/240 Vac	ECS41MSH †
	1/2 – 3/4	2-Pole, Single Phase	1 HP 120/240 Vac	ECS22MSH †
	1	2-Pole, Single Phase	1 HP 120/240 Vac	ECS42MSH †
	1/2 – 3/4	2-Pole, Single Phase	30 Amp 250 Vac	ECS22MS ‡
	1	2-Pole, Single Phase	30 Amp 600 Vac 2 HP 120 Vac 3 HP 240 Vac 7.5 HP 480 Vac 10 HP 600 Vac	ECS42MS ‡
	1/2 – 3/4	3-Pole, Three Phase	30 Amp 250 Vac	ECS23MS ‡
	1	3-Pole, Three Phase	30 Amp 600 Vac 3 HP 120 Vac 7.5 HP 240 Vac 10 HP 480 Vac 20 HP 600 Vac	ECS43MS ‡

## Potentiometer — 1-Gang — Non-Factory Sealed Devices

Other potentiometer resistances available, contact your local sales representative.

	Hub Size (Inches)	Resistance	Catalog Number
	1/2 – 3/4	2500 Ohms	ECS2POT25K
	1	2500 Ohms	ECS4POT25K
	1/2 – 3/4	5000 Ohms	ECS2POT5K
	1	5000 Ohms	ECS4POT5K
	1/2 – 3/4	10000 Ohms	ECS2POT10K
	1	10000 Ohms	ECS4POT10K

## Photocontrol — 1-Gang — Non-Factory Sealed and Non Group B Devices

	Hub Size (Inches)	Electrical Rating	Catalog Number
	1/2 – 3/4	120 Vac, 1000 VA	ECS2PC120
	1	120 Vac, 1000 VA	ECS4PC120
	1/2 – 3/4	347 Vac, 1000 VA	ECS2PC347
	1	347 Vac, 1000 VA	ECS4PC347

\* Suitable for use as a motor disconnect.  
 † Heater supplied for maximum motor load.  
 ‡ No heater available.  
 ⚡ CSA Certification Only.













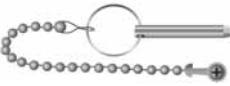


# ECS Control Station Accessories

CSA Certification Only. Explosionproof, Dust-Ignitionproof, Factory Sealed and Non-Factory Sealed

Class I, Division 1 and 2, Groups B, C, D  
 Zone 1 and 2  
 Class II, Division 1 and 2, Groups E, F, G  
 Class III  
 CSA Type 3R, 7BCD, 9EFG

Controls

CONTROLS: HAZARDOUS LOCATION CONTROL STATIONS AND SWITCHES

Description		Catalog Number
<b>Push Button, Factory Sealed — Momentary Contact</b>		
<i>10 Amp 600 Vac Heavy Duty 1/2" thread size (NPSM). Furnished with 1/2" to 3/4" enlarger, Weather Boot, Guard, Start, Stop and Blank Nameplates.</i>		
 SPBB-U1-Q	Single Push Button Universal 	SPBB-U1-Q
 SPBB-U2DBL	Double Push Button Universal 	SPBB-U2DBL
<b>Push Button, Red, Factory Sealed — Maintained Contact</b>		
<i>10 Amp 600 Vac Heavy Duty 1/2" thread size (NPSM). Furnished with 1/2" to 3/4" enlarger and Emergency Stop Nameplate (guard not furnished).</i>		
 SMPB-U1-Q	Single Push Button Universal 	SMPB-U1-Q
<b>Rectangular Button with Weather Boot</b>		
 NBN-WB	Furnished with Start, Stop and Blank Nameplates	NBN-WB
<b>Nameplates for Rectangular Push Buttons</b>		
 SNP-OFF-Q	Blank	SNP-B-Q
	Forward	SNP-FWD-Q
	Jog	SNP-JOG-Q
	Run	SNP-RUN-Q
	Stop	SNP-SP-Q
	Start	SNP-ST-Q
	Down	SNP-DOWN-Q
	Fast	SNP-FAST-Q
	Slow	SNP-SLOW-Q
	Raise	SNP-RAISE-Q
	Lower	SNP-LOWER-Q
	Reset	SNP-RESET-Q
 SNP-ON-Q	Off	SNP-OFF-Q
	On	SNP-ON-Q
	Reverse	SNP-REV-Q
	Open	SNP-OPEN-Q
	Close	SNP-CLOSE-Q
	Up	SNP-UP-Q
	Test	SNP-TEST-Q
	Low	SNP-LOW-Q
	High	SNP-HIGH-Q
<b>Push Button Replacement Locking Guards — Glass Reinforced Polypropylene — Gasketed</b>		
<i>Has hole for 1/4" hasp.</i>		
 SMPB-LG	Maintained Switch Guard	Single Guard (Maintained Switch)
 NPB-LG1	Single Guard	Single Guard
 NPB-LG2	Double Guard	Double Guard
<b>Push Button Securing Rod with Stainless Steel Chain</b>		
 NBL-SR	For use with Single Guard Only	NBL-SR
<b>Mushroom Button with Weather Boot for Use with Momentary Contact — Gasketed</b>		
 NMRB-BL	Black	NMRB-BL
	Green	NMRB-GR
	Red	NMRB-RE
<b>Mushroom Button for Use with Maintained Contact — Solid-Colored Nonmetallic Button</b>		
 NMRBM-RE	Red	NMRBM-RE

 CSA Certification Only.

# ECS Control Station Accessories and Replacement Parts

CSA Certification Only. Explosionproof, Dust-Ignitionproof, Factory Sealed and Non-Factory Sealed

Class I, Division 1 and 2, Groups B, C, D  
Zone 1 and 2  
Class II, Division 1 and 2, Groups E, F, G  
Class III  
CSA Type 3R, 7BCD, 9EFG

Thread Size (In., NPSM)	Description	Left	Diagram Center	Right	Catalog Number
-------------------------	-------------	------	----------------	-------	----------------

### Selector Switch Assembly — Maintained Contact

When installed on a single gang box the cover assembly is suitable for use in Group B environments but will not be marked Group B.

**2 Position** Note: Standard legend plate reads HAND AUTO



1 Position



2 Position

1/2	2 Position, 2 Circuit		None		SSBA1-2Q
1/2	2 Position, 4 Circuits		None		SSBA2-2Q
<b>3 Position</b> Note: Standard legend plate reads Hand/Off/Auto					
1/2	3 Position, 2 Circuit				SSBA1-3Q
1/2	3 Position, 4 Circuit				SSBA2-3Q

### Selector Switch Assembly — Modified Operations

When installed on a single gang box the cover assembly is suitable for use in Group B environments but will not be marked Group B.

**3 Position** Note: Standard legend plate reads Hand/Off/Auto

**Momentary contact right position. Spring return to center. Maintained contact left position.**



2 Circuit




4 Circuit

1/2	3 Position, 2 Circuit				SSBAS-1-3
1/2	3 Position, 4 Circuits				SSBAS-2-3
<b>Momentary contact left position. Spring return to center. Maintained contact right position.</b>					
1/2	3 Position, 2 Circuit				SSBASL-1-3
1/2	3 Position, 4 Circuits				SSBASL-2-3

### Selector Switches Nameplates



Two Position



Three Position

	Two Position Nameplates	Three Position Nameplates	
Forward—Reverse	SLNP-FRQ	Forward—Off—Reverse	SLNP-FORQ
Hand—Auto	SLNP-HAQ	Hand—Off—Auto	SLNP-HOAQ
On—Off	SLNP-OO	Run—Off—Jog	SLNP-ROJQ
Start—Stop	SLNP-SS	Blank	SLNP-B3
Blank	SLNP-BQ	Reverse—Off—Forward	SLNP-ROFQ
Up—Down	SLNP-UDQ	Auto—Off—Hand	SLNP-AOHQ
Run—Job	SLNP-RJQ	Hand—Off—Remote	SLNP-HORQ
Auto—Hand	SLNP-AHQ	1—Off—2	SLNP-102Q
Off—Remote	SLNP-ORQ	Jog—Off—Run	SLNP-JORQ
Local Remote	SLNP-LRQ	Stop—Run—Start	SLNP-SRSQ
		Local—Off—Remote	SLNP-LORQ

### Selector Switch Locking Devices — Permit locking in any position.



Description	Catalog Number
Two or Three Positions	SBL-3-Q

 CSA Certification Only.




# ECS Control Station Accessories and Replacement Parts

CSA Certification Only. Explosionproof, Dust-Ignitionproof, Factory Sealed and Non-Factory Sealed

Class I, Division 1 and 2, Groups B, C, D  
Zone 1 and 2  
Class II, Division 1 and 2, Groups E, F, G  
Class III  
CSA Type 3R, 7BCD, 9EFG

Controls

CONTROLS: HAZARDOUS LOCATION CONTROL STATIONS AND SWITCHES

	Description	Catalog Number
	<b>Key Operated Selector Switch Replacement Parts</b>	
	Two Position key operated 1 N/C - 1 N/O contact	XSS-82U
	Three Position key operated 1 N/C - 1 N/O contact	XSS-86U

## Pilot Light – Factory Sealed



Pilot Light



Chamber Only

### Incandescent

Furnished with 6S6 120 Vac incandescent lamp, jewel and guard.  
Has 18" long, type SFF-2 (302 °F/150 °C) pigtail leads. Body has 3/4" straight thread (NPSM).

With Red Jewel	SPLSREB
With Green Jewel	SPLSGRB
With Amber Jewel	SPLSAMB
With Blue Jewel	SPLSBLB
With Clear Jewel	SPLSCLB
With Opal Jewel	SPLSOPB

### LED

Furnished with candelabra base 120 Vac LED, jewel and guard.  
Has 18" long, type SFF-2 (302 °F/150 °C) pigtail leads. Body has 3/4" straight thread (NPSM).

With Red LED, Clear Jewel	SPLNSREB
With Green LED, Clear Jewel	SPLNSGRB
With Amber LED, Clear Jewel	SPLNSAMB

<b>Chamber Only</b> (Same as above, less jewel, guard and lamp)	SPLSSCB
---	---------

## Pilot Light Jewel/Guard Assembly



The below catalog numbers indicate an assembly of the Pilot Light Jewels and Guards.  
Jewels and Guards are not available as separate items.

Amber Jewel/Guard	JGBNA
Blue Jewel/Guard	JGBNB
Clear Jewel/Guard	JGBNC
Green Jewel/Guard	JGBNG
Opal Jewel/Guard	JGBNO
Red Jewel/Guard	JGBNR

## Replacement Bulbs



EPL-B6W



EPLLEDR

### Clear Bulbs

Furnished with candelabra base. 6 Watt, 120 Vac, Type 6S6

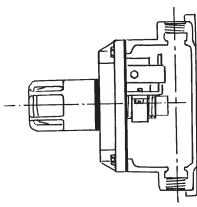
EPL-B6W

### LED Replacements

Furnished with candelabra base. 120 Vac, 10 mA

Red LED	EPLLEDR
Green LED	EPLLEDG
Amber LED	EPLLEDA

## Transformer



Add Suffix as listed below. Transformer clamps directly to pilot light barrel.  
**Only one pilot light transformer assembly per one gang body.**
















Primary Vac	Lamp Vac	Suffix
220	120	TR2
277	120	TR3
440	120	TR4
550	120	TR5

CSA Certification Only.

# ECS Control Station Cover Assemblies

CSA Certification Only. Explosionproof, Dust-Ignitionproof, Factory Sealed and Non-Factory Sealed

Class I, Division 1 and 2, Groups B, C, D  
 Zone 1 and 2  
 Class II, Division 1 and 2, Groups E, F, G  
 Class III  
 CSA Type 3R, 7BCD, 9EFG

		Description	Contact Arrangement	Legend Plate	Catalog Number
<b>Push Buttons/Pilot Lights – Factory Sealed – Cover Assembly Only</b>					
 <b>ECSKU1</b>	 <b>ECSKU2</b>	1 Circuit Universal		Start	<b>ECSKU1</b>
		2 Circuit Universal		Start/Stop	<b>ECSKU2</b>
 <b>ECSKUM1, ECSKMU1</b>		Emergency Stop (Maintained) 1 Circuit Universal		Stop	<b>ECSKUM1</b>
		Emergency Stop (Momentary) 1 Circuit Universal		Stop	<b>ECSKMU1</b>
 <b>ECSKJR</b>	 <b>ECSK2JR</b>	1 Red Pilot Light		—	<b>ECSKJR</b>
		2 Red Pilot Lights		—	<b>ECSK2JR</b>
 <b>ECSKJGU1</b>		1 Green Pilot Light and 1 Universal Push Button		Start	<b>ECSKJGU1</b>
 <b>ECSKJRU2</b>		1 Green Pilot Light and 2 Universal Push Buttons		Start	<b>ECSKJGU2</b>

Controls

CONTROLS: HAZARDOUS LOCATION CONTROL STATIONS AND SWITCHES

 CSA Certification Only.











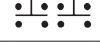





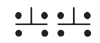







# ECS Control Station Cover Assemblies

CSA Certification Only. Explosionproof, Dust-Ignitionproof, Factory Sealed and Non-Factory Sealed

Class I, Division 1 and 2, Groups B, C, D  
 Zone 1 and 2  
 Class II, Division 1 and 2, Groups E, F, G  
 Class III  
 CSA Type 3R, 7BCD, 9EFG

Controls

CONTROLS: HAZARDOUS LOCATION CONTROL STATIONS AND SWITCHES

		Description	Left	Diagram Centre	Right	Legend Plate	Catalog Number
<b>Selector Switches † – Factory Sealed – Cover Assembly Only</b>							
	2 Position	2 Position 2 Circuit		None		Start/Stop	<b>ECSK12</b>
		2 Position 4 Circuit		None		Start/Stop	<b>ECSK35</b>
	3 Position	3 Position 2 Circuit				Hand/Off/Auto	<b>ECSK102</b>
		3 Position 4 Circuit				Hand/Off/Auto	<b>ECSK345</b>
<b>Key-Operated Selector Switches – Non-Factory Sealed – Cover Assembly Only</b>							
<i>Key removable in one position.</i>							
		2 Position 2 Circuit		None		Start/Stop	<b>ECSKSA82U</b>
		3 Position 4 Circuit				Hand/Off/Auto	<b>ECSKSA86U</b>
		<b>Type</b>			<b>Catalog Number</b>		
					<b>Front Operated</b>	<b>Key Operated</b>	
<b>Toggle Switches ** – Cover Assembly Only – No Motor Ratings</b>							
		<b>20 Amp 120/277 Vac, Factory Sealed</b>					
	ECSKF1	1-Pole			<b>ECSKF1</b>	<b>ECSKK1</b>	
		2-Pole			<b>ECSKF2</b>	<b>ECSKK2</b>	
		3 Way			<b>ECSKF3W</b>	<b>ECSKK3W</b>	
		4 Way			<b>ECSKF4W</b>	<b>ECSKK4W</b>	
	ECSKK1						
		<b>20 Amp 347 Vac, Non-Factory Sealed</b>					
	ECSKF17	1-Pole			<b>ECSKF17</b>	<b>ECSKK17</b>	
		2-Pole			<b>ECSKF27</b>	<b>ECSKK27</b>	
		3 Way			<b>ECSKF3W7</b>	<b>ECSKK3W7</b>	
		4 Way			<b>ECSKF4W7</b>	<b>ECSKK4W7</b>	
	ECSKK17						
		<b>30 Amp 120/277 Vac – Non-Factory Sealed</b>					
	ECSKF13	1-Pole			<b>ECSKF13</b>	<b>ECSKK13</b>	
		2-Pole			<b>ECSKF23</b>	<b>ECSKK23</b>	
		3 Way			<b>ECSKF3W3</b>	<b>ECSKK3W3</b>	
		3-Pole			<b>ECSKF33</b>	<b>ECSKK33</b>	
	ECSKK13						

† 3 Position selector switch spring return from right: add suffix **-S634**. 3 Position selector switch spring return from left: add suffix **-S635**.

‡ Optional flush mounted single LED indicator light - add suffix **-LED**.




\* Suitable for use as a motor disconnect.

†† CSA Certification Only.

# ECS Control Station Cover Assemblies

CSA Certification Only. Explosionproof, Dust-Ignitionproof, Factory Sealed and Non-Factory Sealed

Class I, Division 1 and 2, Groups B, C, D  
 Zone 1 and 2  
 Class II, Division 1 and 2, Groups E, F, G  
 Class III  
 CSA Type 3R, 7BCD, 9EFG

Type	Starter Rating	Catalog Number
<b>Manual Motor Starters * — Non-Factory Sealed Devices</b>		
	1-Pole, Single Phase	1 HP 120/240 Vac
	2-Pole, Single Phase	1 HP 120/240 Vac
 ECSK1MSH	2-Pole, Single Phase	30 Amp 250 Vac 30 Amp 600 Vac 2 HP 120 Vac 3 HP 240 Vac 7.5 HP 480 Vac 10 HP 600 Vac
		3-Pole, Three Phase
		ECSK1MSH †
		ECSK2MSH †
		ECSK2MS ‡
		ECSK3MS ‡
<b>Photocontrol — Non-Factory Sealed and Non Group B Devices</b>		
	120 Vac, 1000 VA	ECSKPC120
	347 Vac, 1000 VA	ECSKPC347
<b>Potentiometer — Non-Factory Sealed Devices</b>		
	2500 Ohms	ECSKPOT25K
	5000 Ohms	ECSKPOT5K
	10000 Ohms	ECSKPOT10K

\* Suitable for use as a motor disconnect.  
 † Heater supplied for maximum motor load.  
 ‡ No heater available.  
 † Optional flush mounted single LED indicator light - add suffix **-LED**.  
 † CSA Certification Only.

Controls

CONTROLS: HAZARDOUS LOCATION CONTROL STATIONS AND SWITCHES

# ECS Control Station Backboxes, Replacement Covers and Dimensions


CSA Certification Only. Explosionproof, Dust-Ignitionproof, Factory Sealed and Non-Factory Sealed

Class I, Division 1 and 2, Groups B, C, D  
 Zone 1 and 2  
 Class II, Division 1 and 2, Groups E, F, G  
 Class III  
 CSA Type 3R, 7BCD, 9EFG


Controls

CONTROLS: HAZARDOUS LOCATION CONTROL STATIONS AND SWITCHES

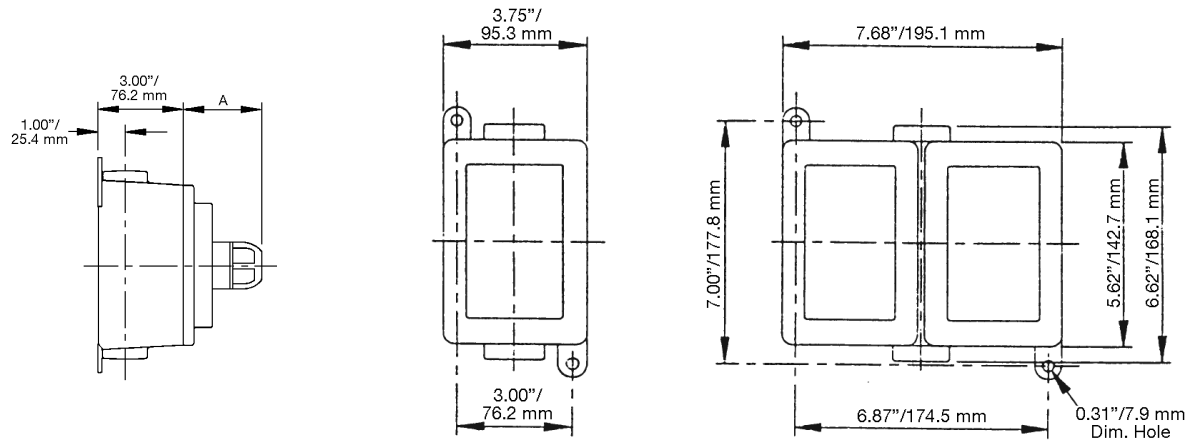
Hub Size (Inches)	Description	Catalog Number
<b>ECS Series Mounting Boxes</b>		
CSA Certified when complete with ECKSK cover assembly. Boxes and covers sold separately. Boxes are complete with feed-thru hubs, mounting feet, ground screw and close-up plug for dead-end use. For 1/2" entry on ECS-172 and ECS-275 reducer required.		
3/4	1-Gang	ECS-175
1	1-Gang	ECS-110
3/4	2-Gang	ECS-275
1	2-Gang	ECS-210



Description	Catalog Number
<b>ECS Replacement Covers</b>	
Blank Cover	ECSK-B
1 Device Cover	ECSK-1B
2 Device Cover	ECSK-2B
Dual Push button/Selector Switch Cover	ECSK-2P
Pilot Light and Dual Push button/Selector Switch Cover	ECSK-3P



### Dimensions



Device	A — Dimensions in Inches/Millimeters
Push Button Switch	1.81/45.0
Selector Switch	2.25/57.2
Pilot Light	2.75/69.9
Mushroom Head Switch	2.18/56.4
Snap Switch	1.56/39.6
GFI	1.62/41.1
Photocontrol	2.12/53.8

 CSA Certification Only.