


Power / Communication


Boxes




BC4104-L




CI4104-LA




CI4304-LSSX




CI4304-LSSAX



CI4204-KSSX



CI4204-LSSX



CI4204-LSSAX



Cat. No.	Volume (Cu. in.)	Features		Knockouts			Pryouts
		Clamps	Bracket	1/2 in. ends	1/2 in. bottom	3/4 in. ends	ends
2-1/2 in. Deep — Gangable — 3 in. x 2 in.							
BC4104-L	12.5	BX/Loomex	-	-	-	-	4
CI4104-LA	12.5	BX/Loomex	-	-	-	-	4
CI4304-LSSX	12.5	BX/Loomex	“SSX”	-	-	-	4
CI4304-LSSAX	12.5	BX/Loomex	“SSX”	-	-	-	4
2-1/2 in. Deep — Gangable — 3 in. x 4 in.							
CI4204-KSSX	12.5 / gang	-	“SSX”	4	4	4	-
CI4204-LSSX	12.5 / gang	BX/Loomex	“SSX”	2	2	2	4
CI4204-LSSAX	12.5 / gang	BX/Loomex	“SSX”	2	2	2	4
CI4204-LSSAX-1	12.5 / gang	BX/Loomex	“SSX”	2	2	2	4

Note: 4104, 4304 Series consist of a 2-1/2 in. deep device box with a 90o folded side incorporating mounting holes for communication outlet and wire holders. The 4104 Series is intended for installation on wood studs, while the 4304 Series is intended for installation on 2-1/2 in. or 3-5/8 in. steel studs. The installation is completed with a standard 2 gang wall plate.

4204 Series, intended for commercial or industrial installation on 2-1/2 in. or 3-5/8 in. steel studs, consists of a 2-1/2 in. deep device box (with or without cable clamps), pre-ganged with a concentric knockout box for communication outlet and separated by a steel partition. These boxes may also be used for power / power applications. The installation is completed with a standard 2 gang wall plate.

In accordance with C.E.C. 2012 Edition, Rule 12-3030: Conductors that are connected to different power or distribution transformers or other different sources of voltage shall not be installed in the same box, cabinet, or fitting unless a barrier of sheet steel not less than 1.3 mm thick or a flame-retardant nonmetallic insulating material not less than 1.6 mm in thickness is used to divide the space into separate compartments for the conductors of each system.

Power / Communication

Accessories



Cat. No.	Description
Low Voltage Mounting Brackets	
CIMB-0	Flat mounting brackets that provides quick installation of low voltage class 2 communication outlets Positioning tabs ensure straight installation
CIMB-1*	Mounting brackets that provides quick installation of low voltage class 2 communication outlets Raised 1/2 in. Positioning tabs ensure straight installation
CICSB-1	Mounting brackets that provides quick installation of low voltage communication outlets May be used with all 2-1/2 in. deep gangable boxes
WBF-1*	Low voltage wall bracket
Device Box Partitions	
CI1004-P	Steel partitions for 2 in., 2-1/2 in. and 3 in. deep outlet boxes
CI1104-P†	Steel partitions for 2-1/2 in. deep gangable boxes. May be used with all 1104 and 3104 series of boxes.
CI2104-P	Steel partitions for 2 in. and 2-1/2 in. deep outlet boxes

†Note: Install partition while ganging boxes

In accordance with C.E.C. 2012 Edition, Rule 12-3030: Conductors that are connected to different power or distribution transformers or other different sources of voltage shall not be installed in the same box, cabinet, or fitting unless a barrier of sheet steel not less than 1.3 mm thick or a flame-retardant nonmetallic insulating material not less than 1.6 mm in thickness is used to divide the space into separate compartments for the conductors of each system.

See page A65 for additional class 2 brackets

* Not applicable