


347 V Boxes



CIMBS-1-HV

CIMBS-4-HV (1 gang to 4 gangs)

CIMBD-1-HV

CIMBD-4-HV (1 gang to 4 gangs)



Cat. No.	Volume (Cu. in.)	Number of Gangs	Width (in.)	Knockouts
				1/2 in. ends
2-3/8 in. Deep x 4 in. High				
CIMBS-1-HV	20.25	1	2-1/4	2
CIMBS-2-HV	20.25 / gang	2	4-1/16	4
CIMBS-3-HV	20.25 / gang	3	5-7/8	6
CIMBS-4-HV	20.25 / gang	4	7-11/16	8
3-3/8 in. Deep x 4 in. High				
CIMBD-1-HV	22.5	1	2-1/4	4
CIMBD-2-HV	22.5 / gang	2	4-1/16	8
CIMBD-3-HV	22.5 / gang	3	5-7/8	12
CIMBD-4-HV	22.5 / gang	4	7-11/16	16

Note: All HV boxes have tapped holes spaced 3-17/32 in. to accommodate 347 V switches. Standard lateral spacing 1-13/16 in., on pre-ganged boxes. Pre-ganged boxes include fibre partitions

Partitions Only


Accessories

CIMBS-HV-PART

CIMBD-HV-PART

347 V Boxes

Boxes and Kits



Cat. No.	Volume (Cu. in.)	Number of Gangs	Dimensions H x W x D (in.)	Features			Knockouts 1/2 in. ends	Pryouts ends
				Ears	Clamps	Brackets		
2-1/2 in. Deep — Gangable								
BC52171-HV-KIT	33,6	1	4 x 4 x 2-1/8	-	-	-	2	-
BC52171-KSSXHVKIT	33,6	1	4 x 4 x 2-1/8	-	-	-	2	-
CI1204-1-HV	16,0	1	3 x 2-1/4 x 2-1/2	recessed	-	-	2	-
CI1204-2-HV	32,0	2	3 x 4-1/2 x 2-1/2	recessed	-	-	4	-
CI1204-LA-HV	16,0	1	3 x 2-1/4 x 2-1/2	flush	BX	-	-	4
CI1204-LSSAX-HV	16,0	1	3 x 2-1/4 x 2-1/2	-	BX	"SSX"	-	4
CI1204-SSX-HV	16,0	1	3 x 2-1/4 x 2-1/2	-	-	"SSX"	2	-
CI1204-SS1X-HV	16,0	1	3 x 2-1/4 x 2-1/2	-	-	"SSX"	2	-
CI1204-LSSAX-HV-1	16,0	1	3 x 2-1/4 x 2-1/2	-	BX	"SSX"	-	4

Note: All HV boxes have tapped holes spaced 3-17/32 in. to accommodate 347 V switches. CI1204-2-HV includes CIHVP partition. On multigang boxes lateral spacing 2-1/4 in. When ganged, CIHVP partition must be installed between spacers.

347 V Boxes

Covers

		
CI1110-HV	BC11-C-4-HV	BC11-C-5-HV
		
CI11-C-10-HV	CIFS-1G-1/2-HV / CIFS-1G-3/4-HV	CIFS-9-HV

Includes stamped aluminum "FS" cover.



Cat. No.	Volume (Cu. in.)	Number of Gangs	Dimensions	Features	Knockouts
			H x W x D (in.)	Raised Ground Screw	1/2 in. ends
1-7/8 in. Deep					
CI1110-HV	16.5	1	4 x 2-3/8 x 1-7/8	yes	2
347 V "FS" Box Kits — 1-7/8 in. Deep (Cast Aluminum)					
CIFS-1G-1/2-HV	14.0	1	6 x 2-13/16 x 1-7/8	yes	1 x 1/2 hub
CIFS-1G-3/4-HV	14.0	1	6 x 2-13/16 x 1-7/8	yes	1 x 3/4 hub

Note: All HV boxes have tapped holes spaced 3-17/32 in. to accommodate 347 V switches.

Cat. No.	Description
347 V Utility Box Covers	
BC11-C-4-HV	Blank
BC11-C-5-HV	One toggle switch
CI11-C-10-HV	Decora
347 V "FS" Cover (Stamped Aluminum)	
CIFS-9-HV	One toggle switch

Mounting screws included

347 V Boxes

Covers and Accessories



CIHVP



CISBEX-HV



CI6851-HV



CI6852-HV



CI6853-HV



CI6854-HV




Cat. No.	Description
347 V Stainless Steel Wall Plates (for CI1204-HV Boxes)	
CI6851-HV	Single 347 V toggle switch
CI6852-HV	Two 347 V toggle switches
CI6853-HV	Three 347 V toggle switches
CI6854-HV	Four 347 V toggle switches

Note: Device mounting screws included. Lateral spacing 2-1/4" on CI6852-HV / CI6853-HV / CI6854-HV

Cat. No.	Description
347 V Partitions (Steel)	
CIHVP	High voltage partition to be used with 347 V boxes (CI1204 series) when ganged
347 V Device Box Extension	
CISBEX-HV	2 in. x 3 in. 347 V – Maximum adjustable depth – 1-7/8 in. – Complete with mounting screws

347 V Boxes

HV (347 V) vs Regular Box Spacing



Extension Rings

