

## Rigid Conduit

### Couplings



CI5164 / CI5168



Cat. No.	Trade Size (in.)	
	EMT	Rigid
<b>EMT / Rigid Couplings (Zinc Alloy)</b>		
CI5164	1/2	1/2
CI5166	3/4	3/4
CI5168	1	1

Concrete-tight

CI7904 / CI7912



Cat. No.	Trade Size (in.)
<b>3-piece Couplings (Machined steel-Zinc Galvanized)</b>	
CI7904	1/2
CI7906	3/4
CI7908	1
CI7910	1-1/4
CI7912	1-1/2
EK-406	2

## Rigid Conduit

### Locknuts



		Cat. No.			Trade Size (in.)
Steel	Aluminum	Nylon	Sealing	Zinc	
<b>Locknuts</b>					
—	—	CI1703-PL	—	—	3/8
CI1704	CI1704-AL	CI1704-PL	CI1704-SL	LN-201	1/2
CI1706	CI1706-AL	CI1706-PL	CI1706-SL	LN-202	3/4
CI1708	CI1708-AL	—	CI1708-SL	LN-203	1
CI1710	CI1710-AL	—	CI1710-SL	LN-204	1-1/4
CI1712	CI1712-AL	—	CI1712-SL	LN-205	1-1/2
CI1716	CI1716-AL	—	CI1716-SL	LN-206	2
CI1720	CI1720-AL	—	CI1720-SL	LN-207	2-1/2
CI1724	CI1724-AL	—	CI1724-SL	LN-208	3
CI1728	CI1728-AL	—	CI1728-SL	LN-209	3-1/2
CI1732	CI1732-AL	—	CI1732-SL	LN-210	4
CI1740	—	—	—	—	5
CI1748	—	—	—	—	6

CI1704 / CI1748



CI1703-PL / CI1706-PL



LN-201 / LN-210



CI1704-AL / CI1732-AL



CI1704-SL / CI1732-SL



## Rigid Conduit

### Bushings



CIRB6R4 /  
CIRB16R12



BU-201 / BU-210



CI2404 / CI2440



CI2704 / CI2748



Rated 105°C

Cat. No.	Trade Size (in.)
<b>Reducing Bushings - NPS (Steel)</b>	
CIRB6R4	3/4 x 1/2
CIRB8R4	1 x 1/2
CIRB8R6	1 x 3/4
CIRB10R4	1-1/4 x 1/2
CIRB10R6	1-1/4 x 3/4
CIRB10R8	1-1/4 x 1
CIRB12R4	1-1/2 x 1/2
CIRB12R6	1-1/2 x 3/4
CIRB12R8	1-1/2 x 1
CIRB12R10	1-1/2 x 1-1/4
CIRB16R4	2 x 1/2
CIRB16R6	2 x 3/4
CIRB16R8	2 x 1
CIRB16R10	2 x 1-1/4
CIRB16R12	2 x 1-1/2
<b>Conduit Bushings (Zinc Die Cast)</b>	
BU-201	1/2
BU-202	3/4
BU-203	1
BU-204	1-1/4
BU-205	1-1/2
BU-206	2
BU-207	2-1/2
BU-208	3
BU-209	3-1/2
BU-210	4

Cat. No.	Trade Size (in.)
<b>Insulated Metallic Bushings (Aluminum)</b>	
CI2404*	1/2
CI2406*	3/4
CI2408	1
CI2410	1-1/4
CI2412	1-1/2
CI2416	2
CI2420	2-1/2
CI2424	3
CI2428	3-1/2
CI2432	4
CI2440	5
<b>Plastic Bushings</b>	
CI2704	1/2
CI2706	3/4
CI2708	1
CI2710	1-1/4
CI2712	1-1/2
CI2716	2
CI2720	2-1/2
CI2724	3
CI2728	3-1/2
CI2732	4
CI2740	5
CI2748	6

\*Models CI2404 & CI2406 are in zinc

CI2604 / CI2632



With solid copper lug



Cat. No.	Trade Size (in.)	Ground Wire Size (AWG)
<b>Insulated Grounding Bushings (Aluminum)</b>		
CI2604	1/2	14-6
CI2606	3/4	
CI2608	1	
CI2610	1-1/4	14-4
CI2612	1-1/2	
CI2616	2	6-1/0
CI2620	2-1/2	
CI2624	3	2-4/0
CI2628	3-1/2	
CI2632	4	

## Rigid Conduit

### Pull Elbows and Conduit Fittings



CI7204 / CI7206



Zinc Die Cast Locknut

CI7304 (-G) / CI7310 (-G)

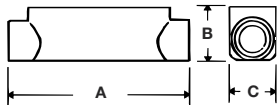


-G: with gasket

CICA-1/2 / CICA-2



CICA-2-1/2 / CICA-4



CILRL-1/2 / CILRL-2

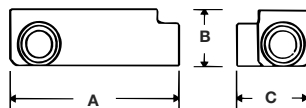


Supplied with 2 covers

CILL-2 1/2 / CILL-4



CILR-2 1/2 / CILR-4



Cat. No.	Trade Size (in.)	Dimensions (in.)		
		A	B	C
<b>Pull Elbows, Rigid to Box (Zinc Alloy)</b>				
CI7204	1/2	1-5/16	1-1/8	—
CI7206	3/4	1-5/8	1-5/16	—
<b>Pull Elbows, Rigid to Rigid (Zinc Alloy)</b>				
CI7304	1/2	1-5/16	1-1/8	—
CI7306	3/4	1-7/16	1-5/16	
CI7304-G	1/2	1-5/16	1-1/8	
CI7306-G	3/4	1-7/16	1-5/16	
CI7308-G	1	2	1-5/8	
CI7310-G	1-1/4	2-1/4	2	
<b>Rigid Conduit Fittings - "C" Type (Cast Aluminum)</b>				
CICA-1/2	1/2	4-7/8	1-3/8	1-3/8
CICA-3/4	3/4	5-9/16	1-1/2	1-7/16
CICA-1	1	6-1/2	1-3/4	1-3/4
CICA-1-1/4	1-1/4	8-5/8	1-15/16	2-1/2
CICA-1-1/2	1-1/2	8-5/8	2-11/16	2-1/2
CICA-2	2	10-15/16	3	3-3/16
CICA-2-1/2	2-1/2	12-3/4	5-1/8	4-1/4
CICA-3	3	12-3/4	5-1/8	4-1/4
CICA-3-1/2	3-1/2	15	6-1/2	5-1/4
CICA-4	4	15	6-1/2	5-1/4
<b>Rigid Conduit Fittings - "LRL" Type (Cast Aluminum)</b>				
CILRL-1/2	1/2	4-7/16	1-11/16	2-1/8
CILRL-3/4	3/4	5-3/16	1-7/8	2-1/4
CILRL-1	1	6	2-3/16	2-1/2
CILRL-1-1/4	1-1/4	7-15/16	2-3/4	3-1/2
CILRL-1-1/2	1-1/2	7-15/16	3-1/4	3-1/2
CILRL-2	2	10-3/16	3-11/16	4-1/8
<b>Rigid Conduit Fittings - "LL" Type (Cast Aluminum)</b>				
CILL-2 1/2	2-1/2	12-1/4	5-1/8	5-3/4
CILL-3	3	12-1/4	5-1/8	5-3/4
CILL-3 1/2	3-1/2	14-3/8	6-1/4	6-3/4
CILL-4	4	14-3/8	6-1/4	6-3/4
<b>Rigid Conduit Fittings - "LR" Type (Cast Aluminum)</b>				
CILR-2 1/2	2-1/2	12-1/4	5-1/8	5-3/4
CILR-3	3	12-1/4	5-1/8	5-3/4
CILR-3 1/2	3-1/2	14-3/8	6-1/4	6-3/4
CILR-4	4	14-3/8	6-1/4	6-3/4

Gaskets and covers are included with all rigid conduit fittings

CICA-1/2 to CICA-2 and all CILRL are also suitable for use with EMT conduit

## Rigid Conduit

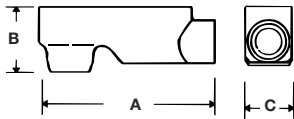
### Conduit Fittings and Accessories



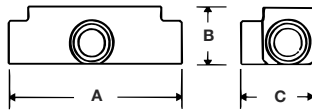
CILBA-1/2 / CILBA-2



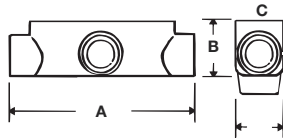
CIELBA-2 1/2 / CIELBA-4



CITA-1/2 / CITA-4



CITBA-1/2 / CITBA-2



Cat. No.	Trade Size (in.)	Dimensions (in.)		
		A	B	C
<b>Rigid Conduit Fittings - "LB" Type (Cast Aluminum)</b>				
CILBA-1/2	1/2	4-5/16	1-1/2	1-3/8
CILBA-3/4	3/4	4-15/16	1-7/8	1-9/16
CILBA-1	1	6-1/16	2-1/16	1-13/16
CILBA-1-1/4	1-1/4	7-7/8	2-15/16	2-1/2
CILBA-1-1/2	1-1/2	7-7/8	3-1/16	2-1/2
CILBA-2	2	10	3-3/4	3-3/16
CIELBA-2-1/2	2-1/2	13-3/8	5-1/4	5-1/8
CIELBA-3	3	13-3/8	5-1/4	5-1/8
CIELBA-3-1/2	3-1/2	16-1/8	6-11/16	5-7/8
CIELBA-4	4	16-1/8	6-11/16	5-7/8
<b>Rigid Conduit Fittings - "T" Type (Cast Aluminum)</b>				
CITA-1/2	1/2	4-7/8	1-3/8	2-1/16
CITA-3/4	3/4	5-9/16	1-3/4	2-1/8
CITA-1	1	6-1/2	2	2-1/2
CITA-1-1/4	1-1/4	8-11/16	2-5/8	3-1/2
CITA-1-1/2	1-1/2	8-11/16	3	3-9/16
CITA-2	2	10-7/8	3-1/4	4-3/16
CITA-2-1/2	2-1/2	12-5/8	6-3/8	5-3/4
CITA-3	3	12-5/8	6-3/8	5-3/4
CITA-3-1/2	3-1/2	14-7/8	7-1/8	6-3/4
CITA-4	4	14-7/8	7-1/8	6-3/4
<b>Rigid Conduit Fittings - "TB" Type (Cast Aluminum)</b>				
CITBA-1/2	1/2	4-3/8	1-3/8	1-3/8
CITBA-3/4	3/4	5-1/8	2-1/8	1-9/16
CITBA-1	1	6	2-1/2	1-13/16
CITBA-1-1/4	1-1/4	8-1/8	3-1/2	2-1/2
CITBA-1-1/2	1-1/2	8-1/8	3-1/2	2-1/2
CITBA-2	2	10-1/4	4-5/16	3-1/8

Gaskets and covers are included with all rigid conduit fittings

CILBA and CITA-1/2 to CITA-2 are also suitable for use with EMT conduit

CIBC-1/2 / CIBC-2



CIG-1/2 / CIG-2



Cat. No.	Trade Size (in.)
<b>Blank Covers for Aluminum Conduit Fittings (Stamped Aluminum)</b>	
CIBC-1/2	1/2
CIBC-3/4	3/4
CIBC-1	1
CIBC-1-1/4	1-1/4
CIBC-2	2

For 1-1/2, use CIBC-1-1/4


Cat. No.	Trade Size (in.)
<b>Gaskets for Aluminum Conduit Fittings (Neoprene)</b>	
CIG-1/2	1/2
CIG-3/4	3/4
CIG-1	1
CIG-1-1/4	1-1/4
CIG-2	2

For 1-1/2, use CIG-1-1/4

## Rigid Conduit

### Accessories

CI6R4 / CI24R20



CI3504 \* / CI3516 \*



Cat. No.	Trade Size (in.)
<b>Reducing Washers (Steel)</b>	
WA-110 *	1/2 x 3/8
CI6R4	3/4 x 1/2
CI8R4	1 x 1/2
CI8R6	1 x 3/4
CI10R4	1-1/4 x 1/2
CI10R6	1-1/4 x 3/4
CI10R8	1-1/4 x 1
CI12R4	1-1/2 x 1/2
CI12R6	1-1/2 x 3/4
CI12R8	1-1/2 x 1
CI12R10	1-1/2 x 1-1/4
CI16R4	2 x 1/2
CI16R6	2 x 3/4
CI16R8	2 x 1
CI16R10	2 x 1-1/4
CI16R12	2 x 1-1/2
CI20R4	2-1/2 x 1/2
CI20R6	2-1/2 x 3/4
CI20R8	2-1/2 x 1
CI20R10	2-1/2 x 1-1/4
CI20R12	2-1/2 x 1-1/2
CI20R16	2-1/2 x 2
CI24R4	3 x 1/2
CI24R6	3 x 3/4
CI24R8	3 x 1
CI24R10	3 x 1-1/4
CI24R12	3 x 1-1/2
CI24R16	3 x 2
CI24R20	3 x 2-1/2
<b>Knockout Closures (Steel)</b>	
CI3504 *	1/2
CI3506 *	3/4
CI3508 *	1
CI3510 *	1-1/4
CI3512 *	1-1/2
CI3516 *	2

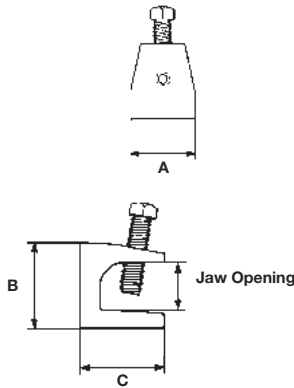
\* Not CSA certified

## Rigid Conduit

### Accessories



#### 500-SC / 503-SC



Cat. No.	Trade Size (in.)	Jaw Opening (in.)	Tap Base and Back	Dimensions (in.)		
				A	B	C
<b>Beam Clamps (Malleable Iron)</b>						
500-SC	1/4NC	15/16	1/4-20	1	1-1/4	1-7/16
501	5/16NC	7/8	5/16-18	1-9/16	1-9/16	1-11/16
502	3/8NC	1	3/8-16	2	1-7/8	1-3/4
503-SC	1/2NC	1	1/2-13	2-1/2	2-3/8	2-3/8

#### PC-3/8 / PC-4



#### RCS-1/2 / RCS-2



#### RC-1/2 / RC-4-SC



#### EC-1/2 / EC-3



Cat. No.	Trade Size (in.)
<b>RCS Type Beam Clamps (Steel)</b>	
RCS-1/2	1/2
RCS-3/4	3/4
RCS-1	1
RCS-1-1/4	1-1/4
RCS-1-1/2	1-1/2
RCS-2	2
<b>PC Type Beam Clamps (Malleable Iron)</b>	
PC-3/8	3/8
PC-1/2	1/2
PC-3/4	3/4
PC-1	1
PC-1-1/4	1-1/4
PC-1-1/2	1-1/2
PC 2SC	2
PC-2-1/2	2-1/2
PC-3	3
PC-3-1/2	3-1/2
PC-4	4

Cat. No.	Trade Size (in.)
<b>EC Type Beam Clamps (Malleable Iron)</b>	
EC-1/2	1/2
EC-3/4	3/4
EC-1	1
EC-1-1/4	1-1/4
EC-1-1/2	1-1/2
EC-2	2
EC-2-1/2	2-1/2
EC-3	3
<b>RC Type Beam Clamps (Malleable Iron)</b>	
RC-1/2	1/2
RC-3/4	3/4
RC-1	1
RC-1-1/4	1-1/4
RC-1-1/2	1-1/2
RC-2-SC	2
RC-2-1/2	2-1/2
RC-3	3
RC-3-1/2	3-1/2
RC-4-SC	4

## Rigid Conduit

### Accessories



HA-801 / HA-810



CI8004 / CI8008  
HA-204 / HA-210



CI8104 / CI8116



FP-401 / FP-406



Cat. No.	Trade Size (in.)
<b>Conduit Nipples (Insulated)</b>	
HA-801	1/2
HA-802	3/4
HA-803	1
HA-804	1-1/4
HA-805	1-1/2
HA-806	2
HA-807	2-1/2
HA-808	3
HA-809	3-1/2
HA-810	4
<b>Conduit Nipples (Zinc Alloy)</b>	
CI8004	1/2
CI8006	3/4
CI8008	1
HA-204	1-1/4
HA-205	1-1/2
HA-206	2
HA-207	2-1/2
HA-208	3
HA-209	3-1/2
HA-210	4
<b>3/4" Offset Nipples (Zinc Alloy)</b>	
CI8104	1/2
CI8106	3/4
CI8108	1
CI8110	1-1/4
CI8112	1-1/2
CI8116	2
<b>Flange Plates</b>	
FP-401 *	1/2
FP-402 *	3/4
FP-403 *	1
FP-404 *	1-1/4
FP-405 *	1-1/2
FP-406 *	2

\* Not CSA certified



## Rigid Conduit

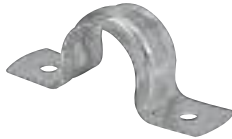
### Accessories and Entrance Heads



CI1203 / CI1216



CI1503 / CI1548



Cat. No.	Trade Size (in.)	Max. EMT Dia. (in.)	Hole Size (in.)
<b>One Hole Rigid Straps (Galvanized Steel)</b>			
CI1203	3/8	0.68	1/4
CI1204	1/2	0.84	1/4
CI1206	3/4	1.05	1/4
CI1208	1	1.32	5/16
CI1210	1-1/4	1.66	7/16
CI1212	1-1/2	1.90	7/16
CI1216	2	2.38	9/16
<b>Two Hole Rigid Straps (Galvanized Steel)</b>			
CI1503	3/8	0.68	3/16
CI1504	1/2	0.84	3/16
CI1506	3/4	1.05	3/16
CI1508	1	1.32	3/16
CI1510	1-1/4	1.66	1/4
CI1512	1-1/2	1.90	1/4
CI1516	2	2.38	9/32
CI1520	2-1/2	2.88	3/8
CI1524	3	3.50	3/8
CI1528	3-1/2	4.00	1/2
CI1532	4	4.50	1/2
CI1540	5	5.56	1/2
CI1548	6	6.63	1/2

CIEFA-1/2 / CIEFA-4



Cat. No.	Trade Size (in.)
<b>Service Entrance Heads (Cast Aluminum)</b>	
CIEFA-1/2	1/2
CIEFA-3/4	3/4
CIEFA-1	1
CIEFA-1-1/4	1-1/4
CIEFA-1-1/2	1-1/2
CIEFA-2	2
CIEFA-2-1/2	2-1/2
CIEFA-3	3
CIEFA-3-1/2	3-1/2
CIEFA-4	4

Consult page D10 for technical specifications

CI7538



Cat. No.	Max. Flex. Conduit Dia. (in.)	Hole Size (in.)
<b>One Hole Double Sided Strap (Galvanized Steel)</b>		
CI7538*	1.05	3/16

\*Any combination of 3/8 in., 1/2 in. and 3/4 in. EMT, rigid conduit, flexible conduit or teck cables