

Airtight Plastic Boxes

NuTek®

100% AIRTIGHT

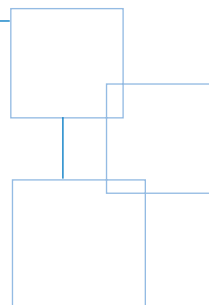
NO ADDITIONAL VAPOUR BARRIER REQUIRED

IMPROVES SOUNDPROOFING

Single Gang Switch Box

F-WSW

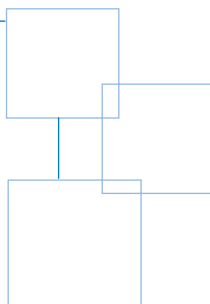
- 18 cubic inch capacity
- Positioning flange eliminates the need to measure for 1/2" drywall
- Flange and 4 hinged cable entry tabs are covered with 100% airtight foam gasket
- Easy access to bottom-mounted ground screws (2)
- Internal screw bosses for all devices
- Dimensions: Box: 3.75" (H) x 2.25" (W) x 2.75" (D)
Flange: 5" (H) x 3.5" (W)



Two Gang Switch Box • Armored Cable/BX

2-FWSW

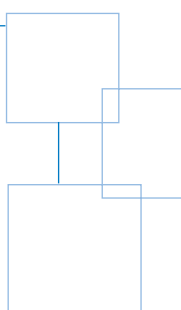
- 36 cubic inch capacity
- Positioning flange eliminates the need to measure for 1/2" drywall
- Flange and 8 hinged cable entry tabs are covered with 100% airtight foam gasket
- Easy access to bottom-mounted ground screws
- Internal screw bosses for all devices
- Dimensions: Box: 3.75" (H) x 4" (W) x 2.75" (D)
Flange: 5" (H) x 5.5" (W)



Three Gang Switch Box

3-FWSW

- 54 cubic inch capacity
- Positioning flange eliminates the need to measure for 1/2" drywall
- Flange and 12 hinged cable entry tabs are covered with 100% airtight foam gasket
- Easy access to bottom-mounted ground screws
- Internal screw bosses for all devices
- Dimensions: Box: 3.75" (H) x 5.75" (W) x 2.75" (D)
Flange: 5" (H) x 7.5" (W)



NuTek® plastic boxes are available in a broad range of models to suit almost any application, and are designed to be energy efficient and very builder friendly. Fast and easy to install, they are a real time saver on any project.

All NuTek® boxes are CSA-approved.

Highest Quality Material

NuTek® boxes are made of a clean, lightweight plastic that's very easy to work with and effortless to carry around the jobsite. Molded from a high-strength resin, these boxes also provide the practical toughness and durability to perform in a wide range of temperature conditions.

Energy Efficient

NuTek®'s AIRTIGHT models are the perfect choice for use in R2000 homes. The AIRTIGHT models are made with a closed cell foam gasket around the drywall flange and cable entry tabs, to form an automatic 100% AIRTIGHT seal when installed. **No additional vapour barrier** is ever required.

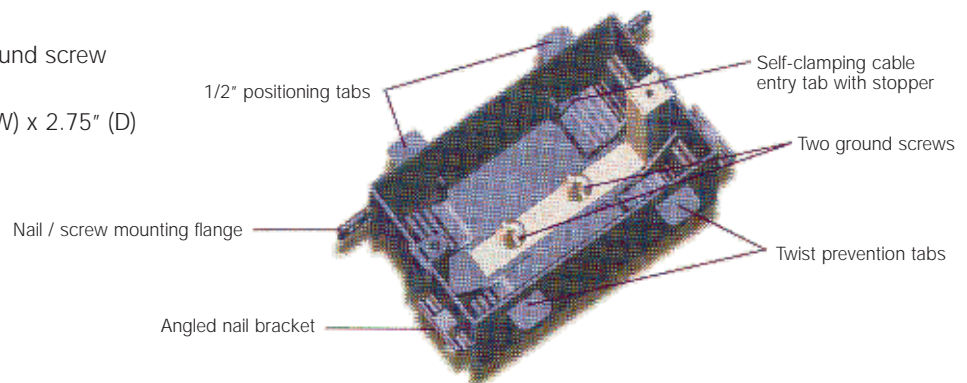
Quick and Easy Cost Saving Installation

- 1- Large cubic capacity - In addition to having more finger room, NuTek® boxes can accommodate more wires / circuits and larger wiring devices (ie: dimmers, thermostats, GFI's).
- 2- Self-clamping cable entry tabs - No tools are required to tighten or loosen cable clamps in a NuTek® box.
- 3- External mounting flange - All boxes are pre-measured for 1/2" drywall, and can be rapidly installed with either nails or screws.
- 4- Internal screw bosses ensure a perfect straight line drywall cut on the outside of the box. This means no nicked or cut wires and the elimination of drywall patching. The inside of the box and device screw holes will remain "mud" free.
- 5- Bottom mounted ground screw(s) allow all wires to be pushed back into the box during the "rough-in" stage of the job.

Single Gang Switch Box

WSW-N

- 18 cubic inch capacity
- Positioning tabs eliminate the need to measure for 1/2" drywall
- 4 hinged cable entry tabs
- Easy access to bottom-mounted ground screw
- Internal screw bosses for all devices
- Dimensions: Box: 3.75" (H) x 2.25" (W) x 2.75" (D)



WSW-N is sized right to fit the
IBERVILLE® BCVB-1 vapour barrier.