
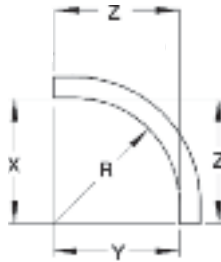


Fittings

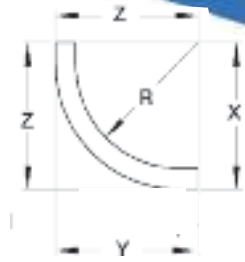
Vertical Bends 90°



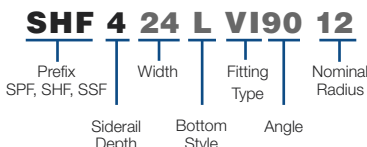
Outside Bend



Inside Bend



Part Numbering System



Selection Guide

Prefix: **SPF** (Pre-Galv.), **SHF** (Hot Dip), **SSF** (Stainless Steel)
 Inside Tray Widths: **6, 9, 12, 18, 24, 30, 36**
 Angle: **90°**
 Nominal Radius: **12, 24, 36, 48**
 Bottom Styles: **L**– Ladder, **V**– Ventilated, **S**– Solid
 Siderail Depth: **3 in., 4 in., 5 in., 6 in., 7 in.**

Dimension / Information

90° Vertical BEND																					
Nominal Radius		Cat. No.	(+ V0 Siderail			(+ VI Siderail Height															
			Height 3-1/2 – 7 in.			3-1/2 in.			4 in.			5 in.			6 in.			7 in.			
R	Width		X	Y	Z	X	Y	Z	X	Y	Z	X	Y	Z	X	Y	Z	X	Y	Z	
12	6	Prefix(t)-06-(*)-(+90-12																			
	9	Prefix(t)-09-(*)-(+90-12																			
	12	Prefix(t)-12-(*)-(+90-12																			
	18	Prefix(t)-18-(*)-(+90-12	12	12	12	15-5/8	15-5/8	15-5/8	16-3/16	16-3/16	16-3/16	17-3/16	17-3/16	17-3/16	18-3/16	18-3/16	18-3/16	19-3/16	19-3/16	19-3/16	
	24	Prefix(t)-24-(*)-(+90-12																			
	30	Prefix(t)-30-(*)-(+90-12																			
36	Prefix(t)-36-(*)-(+90-12																				
24	6	Prefix(t)-06-(*)-(+90-24																			
	9	Prefix(t)-09-(*)-(+90-24																			
	12	Prefix(t)-12-(*)-(+90-24																			
	18	Prefix(t)-18-(*)-(+90-24	24	24	24	27-5/8	27-5/8	27-5/8	28-3/16	28-3/16	28-3/16	29-3/16	29-3/16	29-3/16	30-3/16	30-3/16	30-3/16	31-3/16	31-3/16	31-3/16	
	24	Prefix(t)-24-(*)-(+90-24																			
	30	Prefix(t)-30-(*)-(+90-24																			
36	Prefix(t)-36-(*)-(+90-24																				
36	6	Prefix(t)-06-(*)-(+90-36																			
	9	Prefix(t)-09-(*)-(+90-36																			
	12	Prefix(t)-12-(*)-(+90-36																			
	18	Prefix(t)-18-(*)-(+90-36	36	36	36	39-5/8	39-5/8	39-5/8	40-3/16	40-3/16	40-3/16	41-3/16	41-3/16	41-3/16	42-3/16	42-3/16	42-3/16	43-3/16	43-3/16	43-3/16	
	24	Prefix(t)-24-(*)-(+90-36																			
	30	Prefix(t)-30-(*)-(+90-36																			
36	Prefix(t)-36-(*)-(+90-36																				
48	6	Prefix(t)-06-(*)-(+90-48																			
	9	Prefix(t)-09-(*)-(+90-48																			
	12	Prefix(t)-12-(*)-(+90-48																			
	18	Prefix(t)-18-(*)-(+90-48	48	48	48	51-5/8	51-5/8	51-5/8	52-3/16	52-3/16	52-3/16	53-3/16	53-3/16	53-3/16	54-3/16	54-3/16	54-3/16	55-3/16	55-3/16	55-3/16	
	24	Prefix(t)-24-(*)-(+90-48																			
	30	Prefix(t)-30-(*)-(+90-48																			
36	Prefix(t)-36-(*)-(+90-48																				

(t) Insert siderail depth. (*) Insert bottom style to complete Cat. No. (+) Insert "V0" for vertical outside or "VI" for vertical inside. Includes 1 pair of splice plates with hardware.