

Ground Tap Connectors

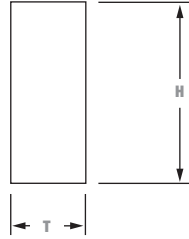
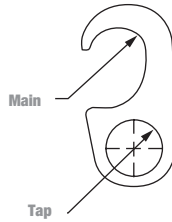


Figure 6 Compression Ground Tap Connectors

- Material: High-conductivity copper
- Acceptable for direct burial

DB



Cat. No.	Application		Cable to rebar application*		Dimensions in. (mm)		Dies for TBM14M, 13100A or TBM15I
	Main	Tap	Main	Tap	T	H	
54855	1/0 str.–250 kcmil or 1/2 in.–5/8 in. Rod	#4 sol.–#2 str.	#3 Rebar 3/8 thru 1/2 in. #4 Rebar	#4 sol.–#2 str.	0.75 (19.1)	1.94 (49.3)	15G86R [1]
54860		1/0 str.–2/0 str.		1/0 str.–2/0 str.		2.19 (55.6)	15G86R [1]
54865-CK		3/0 str.–250 kcmil		3/0 str.–250 kcmil		2.19 (55.6)	15G86R [1]
54875	#6 sol.–#2 str.	#6 sol.–#2 str.	–	–		2.56 (65.0)	15501A [1]
54885	250 kcmil–500 kcmil or 5/8 in.–3/4 in. Rod	#4 sol.–#2 str.	–	–		1.94 (49.3)	15G126R [1]
54890		1/0 str.–2/0 str.	#5 Rebar 5/8 thru 3/4 in. #6 Rebar	1/0 str.–2/0 str.		2.13 (54.1)	15G126R [1]
54895		3/0 str.–250 kcmil		3/0 str.–250 kcmil	2.19 (55.6)	15G126R [1]	
54900		350 kcmil–500 kcmil		350 kcmil–500 kcmil	1.38 (35.1)	2.44 (62.0)	15G121R [3]

* CSA not applicable.
Tin-plated version of galvanized ground rods available. Add suffix -TP to Cat. No.
Use 15500TB adaptor for TBM15-Ton Tool.

[1] Number of crimps.




Figure 1

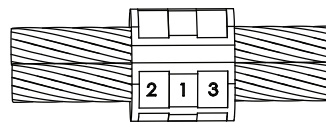
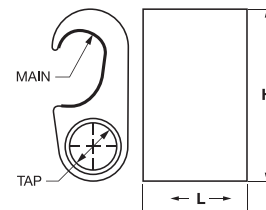


Figure 2 – Requires 3 crimps



Cat. No.	Application		Dies for T&B Tools (Figure 2)	L (in.)
	Main	Tap		
54865-CKN*	5/8 in. rod	3/0 str. – 250 kcmil	15506SS	1-1/2
54860N	5/8 in. rod	1/0 str. – 2/0 str.	15506SS	1-1/2
54855N	5/8 in. rod	#4 sol. – #2 str.	15506SS	1-1/2
54875N	#6 sol. – #2 str.	#6 sol. – #2 str.	15517SS	1-1/2

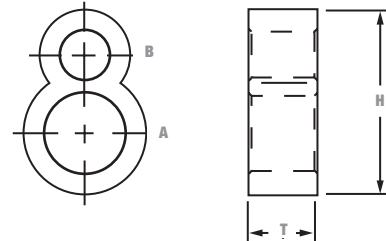
All parts ending by the letter N are IEEE837-2014 compliant.
Use hydraulic tool 13100A, TBM14M TBM14CR-LI, TBM15CR-LI, TBM15, or TBM15I with die indicated in chart.
Use 15500TB adaptor for TBM15-Ton Tool.

IMPORTANT: For 54865-CKN Only. To be in compliance with IEEE837-2014, the ground rod should be pre-crimped with die 15526SS (45H) as shown in Figure 1.

Ground Rod Tap Connectors

Figure 8 Compression Ground Rod Tap Connectors

- Material: High-conductivity copper
- Acceptable for direct burial



Cat. No.	A (in.) Ground Rod	B Cable Range	Dimensions in. (mm)		Dies for TBM14M 13100A or TBM151
			T	H	
GR12-202*	1/2	2 AWG–2/0 AWG	0.88 (22.4)	1.94 (49.3)	15G121R [2]
GR58-202*	5/8			1.97 (50.0)	
GR34-202*	3/4			2.19 (55.6)	
GR1-202	1			2.56 (65.0)	
GR12-40250*	1/2	4/0 AWG–250 kcmil		1.94 (49.3)	
GR58-40250*	5/8			2.13 (54.1)	
GR34-40250*	3/4			2.19 (55.6)	
GR1-40250	1			2.44 (62.0)	
GR58-300500*	5/8	300–500 kcmil		2.13 (54.1)	
GR34-300500*	3/4			2.44 (62.0)	
GR1-300500	1		2.69 (68.3)		

*Tin-plated version of galvanized ground rods available. Add suffix -TP to Cat. No. [2] Number of crimps. Use 15500TB adaptor for TBM15-Ton Tool. Optional Ground Rod Knurling die for 14- and 15-Ton tools: 15508. Knurling tool: 240-31565-94.