

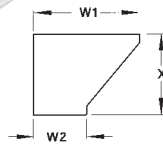


H-Style Fittings Reducers

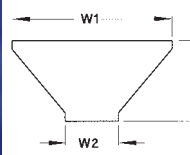
Aluminum Cable Tray



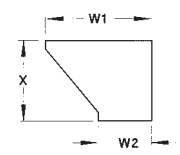
Offset Reducer - Right



Reducer - Straight

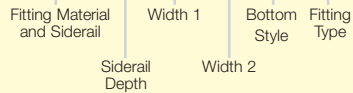


Offset Reducer - Left



Part Numbering System

AHF-6-36-18-L-HLR



Selection Guide

Tray Widths W1: **36, 30, 24, 18, 12, 9**

Tray Widths W2: **30, 24, 18, 12, 9, 6**

Bottom Styles: **L-** Ladder, **V-** Ventilated, **S-** Solid

Side Rail Depth: **4"- 7"**

Technical Specifications

Aluminum Fittings

Horizontal REDUCERS — H-Style

Widths	LH Reducer		Straight Reducer (Concentric)		RH Reducer			
	W1	W2	Catalogue Number	Dim. X	Catalogue Number	Dim. X	Catalogue Number	Dim. X
36	30		AHF(†)-36-30-(*)-HLR	15-7/16	AHF(†)-36-30-(*)-HSR	13-3/4	AHF(†)-36-30-(*)-HRR	15-7/16
	24		AHF(†)-36-24-(*)-HLR	18-15/16	AHF(†)-36-24-(*)-HSR	15-7/16	AHF(†)-36-24-(*)-HRR	18-15/16
	18		AHF(†)-36-18-(*)-HLR	22-3/8	AHF(†)-36-18-(*)-HSR	17-3/8	AHF(†)-36-18-(*)-HRR	22-3/8
	12		AHF(†)-36-12-(*)-HLR	25-7/8	AHF(†)-36-12-(*)-HSR	18-5/16	AHF(†)-36-12-(*)-HRR	25-7/8
	9		AHF(†)-36-09-(*)-HLR	27-9/16	AHF(†)-36-09-(*)-HSR	19-13/16	AHF(†)-36-09-(*)-HRR	27-9/16
	6		AHF(†)-36-06-(*)-HLR	29-5/16	AHF(†)-36-06-(*)-HSR	20-11/16	AHF(†)-36-06-(*)-HRR	29-5/16
30	24		AHF(†)-30-24-(*)-HLR	15-7/16	AHF(†)-30-24-(*)-HSR	13-3/4	AHF(†)-30-24-(*)-HRR	15-7/16
	18		AHF(†)-30-18-(*)-HLR	18-15/16	AHF(†)-30-18-(*)-HSR	15-7/16	AHF(†)-30-18-(*)-HRR	18-15/16
	12		AHF(†)-30-12-(*)-HLR	22-3/8	AHF(†)-30-12-(*)-HSR	17-3/16	AHF(†)-30-12-(*)-HRR	22-3/8
	9		AHF(†)-30-09-(*)-HLR	24-1/8	AHF(†)-30-09-(*)-HSR	18-1/16	AHF(†)-30-09-(*)-HRR	24-1/8
	6		AHF(†)-30-06-(*)-HLR	25-7/8	AHF(†)-30-06-(*)-HSR	18-15/16	AHF(†)-30-06-(*)-HRR	25-7/8
24	18		AHF(†)-24-18-(*)-HLR	15-7/16	AHF(†)-24-18-(*)-HSR	13-3/4	AHF(†)-24-18-(*)-HRR	15-7/16
	12		AHF(†)-24-12-(*)-HLR	18-15/16	AHF(†)-24-12-(*)-HSR	15-7/16	AHF(†)-24-12-(*)-HRR	18-15/16
	9		AHF(†)-24-09-(*)-HLR	20-11/16	AHF(†)-24-09-(*)-HSR	16-5/16	AHF(†)-24-09-(*)-HRR	20-11/16
	6		AHF(†)-24-06-(*)-HLR	22-3/8	AHF(†)-24-06-(*)-HSR	17-3/16	AHF(†)-24-06-(*)-HRR	22-3/8
18	12		AHF(†)-18-12-(*)-HLR	15-7/16	AHF(†)-18-12-(*)-HSR	13-3/4	AHF(†)-18-12-(*)-HRR	15-7/16
	9		AHF(†)-18-09-(*)-HLR	17-3/16	AHF(†)-18-09-(*)-HSR	14-5/8	AHF(†)-18-09-(*)-HRR	17-3/16
	6		AHF(†)-18-06-(*)-HLR	18-15/16	AHF(†)-18-06-(*)-HSR	15-7/16	AHF(†)-18-06-(*)-HRR	18-15/16
12	9		AHF(†)-12-09-(*)-HLR	13-3/4	AHF(†)-12-09-(*)-HSR	12-7/8	AHF(†)-12-09-(*)-HRR	13-3/4
	6		AHF(†)-12-06-(*)-HLR	15-7/16	AHF(†)-12-06-(*)-HSR	13-3/4	AHF(†)-12-06-(*)-HRR	15-7/16
9	6		AHF(†)-09-06-(*)-HLR	13-3/4	AHF(†)-09-06-(*)-HSR	12-7/8	AHF(†)-09-06-(*)-HRR	13-3/4

(†) Insert side rail depth. (*) Insert bottom style to complete Catalogue Number. Includes 1 pair of splice plates with hardware.