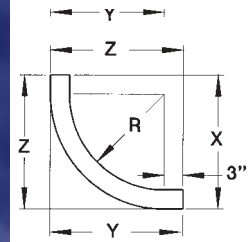

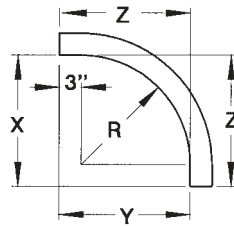



# H-Style Fittings Vertical Bends 90°

# Aluminum Cable Tray



### Part Numbering System

**AHF-7-30-L-VI90-36**

Fitting Material and Siderail	Width	Fitting Type	Nominal Radius
Siderail Depth	Bottom Style	Degree	

### Selection Guide

Inside Tray Widths: **6, 9, 12, 18, 24, 30, 36**

Angle: **90°**

Nominal Radius: **12, 24, 36, 48**

Bottom Styles: **L-** Ladder, **V-** Ventilated, **S-** Solid

Side Rail Depth: **4"- 7"**

### Technical Specifications

Aluminum Fittings

### 90° Vertical BEND — H-Style

Nominal Radius	R	Width	Catalogue Number	(+ VO Siderail Height 4" - 7"			(+ VI Siderail Height													
				X	Y	Z	4"			5"			6"			7"				
				X	Y	Z	X	Y	Z	X	Y	Z	X	Y	Z	X	Y	Z		
<b>12</b>	6		AHF(†)-06-(*)-(+90-12																	
	9		AHF(†)-09-(*)-(+90-12																	
	12		AHF(†)-12-(*)-(+90-12																	
	18		AHF(†)-18-(*)-(+90-12	15	15	15	19-3/16, 19-3/16, 19-3/16	20-1/16, 20-1/16, 20-1/16	21-1/4, 21-1/4, 21-1/4	22-1/4, 22-1/4, 22-1/4										
	24		AHF(†)-24-(*)-(+90-12																	
	30		AHF(†)-30-(*)-(+90-12																	
	36		AHF(†)-36-(*)-(+90-12																	
<b>24</b>	6		AHF(†)-06-(*)-(+90-24																	
	9		AHF(†)-09-(*)-(+90-24																	
	12		AHF(†)-12-(*)-(+90-24																	
	18		AHF(†)-18-(*)-(+90-24	27	27	27	31-3/16, 31-3/16, 31-3/16	32-1/16, 32-1/16, 32-1/16	33-1/4, 33-1/4, 33-1/4	34-1/4, 34-1/4, 34-1/4										
	24		AHF(†)-24-(*)-(+90-24																	
	30		AHF(†)-30-(*)-(+90-24																	
	36		AHF(†)-36-(*)-(+90-24																	
<b>36</b>	6		AHF(†)-06-(*)-(+90-36																	
	9		AHF(†)-09-(*)-(+90-36																	
	12		AHF(†)-12-(*)-(+90-36																	
	18		AHF(†)-18-(*)-(+90-36	39	39	39	43-3/16, 43-3/16, 43-3/16	44-1/16, 44-1/16, 44-1/16	45-1/4, 45-1/4, 45-1/4	46-1/4, 46-1/4, 46-1/4										
	24		AHF(†)-24-(*)-(+90-36																	
	30		AHF(†)-30-(*)-(+90-36																	
	36		AHF(†)-36-(*)-(+90-36																	
<b>48</b>	6		AHF(†)-06-(*)-(+90-48																	
	9		AHF(†)-09-(*)-(+90-48																	
	12		AHF(†)-12-(*)-(+90-48																	
	18		AHF(†)-18-(*)-(+90-48	51	51	51	55-3/16, 55-3/16, 55-3/16	56-1/16, 56-1/16, 56-1/16	57-1/4, 57-1/4, 57-1/4	58-1/4, 58-1/4, 58-1/4										
	24		AHF(†)-24-(*)-(+90-48																	
	30		AHF(†)-30-(*)-(+90-48																	
	36		AHF(†)-36-(*)-(+90-48																	

(†) Insert side rail depth. (\*) Insert bottom style to complete Catalogue Number. (+) Insert "VO" for vertical outside or "VI" for vertical inside. Includes 1 pair of splice plates with hardware.