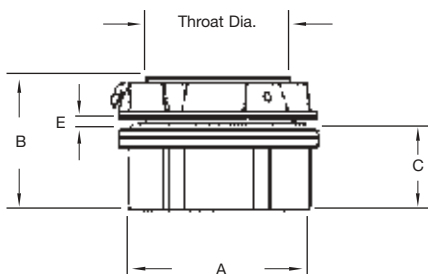
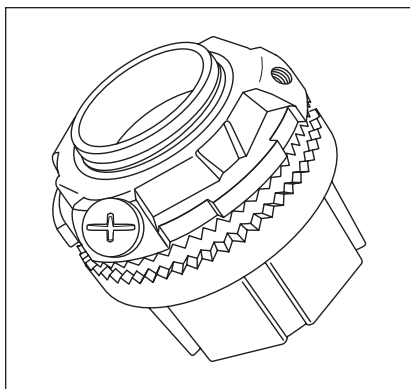


T&B Conduit Fittings

Rigid and Intermediate Metal Conduit Fittings



T&B Grounding Hub



| Cat. No. | Trade Size | Dimensions (in.) | | | | |
|-----------------|------------|------------------|---------|---------|------------------------|---------------|
| | | A Dia. | B | C | D Max. Panel Thickness | E Throat Dia. |
| H050GR-C | 1/2 | 17/16 | 19/16 | 7/8 | 3/16 | 19/32 |
| H075GR-C | 3/4 | 12-1/32 | 1-19/32 | 29/32 | 3/16 | 25/32 |
| H100GR-C | 1 | 2 | 1-13/16 | 1-1/16 | 1/4 | 1 |
| H125GR-C | 1-1/4 | 2-3/8 | 1-7/8 | 1-1/16 | 1/4 | 1-5/16 |
| H150GR-C | 1-1/2 | 2-3/4 | 1-7/8 | 1-1/16 | 1/4 | 1-17/32 |
| H200GR-C | 2 | 3-1/4 | 1-15/16 | 1-15/32 | 1/4 | 1-31/32 |
| H250GR-C | 2-1/2 | 3-3/4 | 2-9/16 | 1-9/16 | 1/4 | 2-13/32 |
| H300GR-C | 3 | 4-3/8 | 2-21/32 | 1-19/32 | 1/4 | 2-31/32 |
| H350GR-C | 3-1/2 | 5 | 2-23/32 | 1-5/8 | 1/4 | 3-13/32 |
| H400GR-C | 4 | 5-1/2 | 2-23/32 | 1-5/8 | 1/4 | 3-7/8 |
| H500GR-C | 5 | 6-7/8 | 3-1/32 | 1-15/16 | 1/4 | 4-15/16 |
| H600GR-C | 6 | 7-11/16 | 3-5/32 | 2 | 5/16 | 6 |

Material—Hub and Locknut: zinc or copper-free aluminum.

Insulating Throat: thermoplastic temp. rating—105°C;

flammability rating:—94V-0.

Sealing Ring: Nitrile (BUNA "N")

For Aluminum Grounding Hubs add suffix **A** (i.e. H050GRA-C).

For Chrome Plated Hubs add suffix **CP** (i.e. H050GRCP).

For 316 Stainless Steel Hubs add suffix **SST** (i.e. H050GRSST).

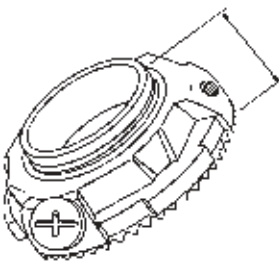
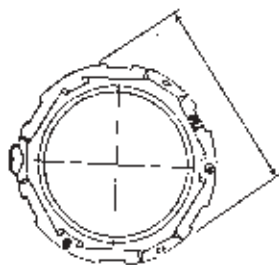
For PVC coating add suffix **PVC** (i.e. H050GRPVC-C).

Meets NEMA sealing requirements for NEMA 3R, 4 & 13 enclosures.

U.L. Listed and CSA Certified.

CSA approved for use in hazardous locations: Class I, Division 2, Class II, Divisions 1 & 2, Groups E, F & G, Class III and type 4 enclosures.

T&B Grounding and Bonding Locknut



Grounding Locknut for Hubs

| Cat. No. | Trade Size | A Dia. | B Height | Ground Screw | Max. Conductor Size |
|-----------------|------------|---------|----------|----------------|---------------------|
| L050GR-C | 1/2 | 1-1/2 | 13/32 | #10-32 x 1/4" | #10 |
| L075GR-C | 3/4 | 1-11/16 | 13/32 | #10-32 x 1/4" | #10 |
| L100GR-C | 1 | 2 | 13/32 | #10-32 x 1/4" | #10 |
| L125GR-C | 1-1/4 | 2-3/8 | 15/32 | 1/4-20 x 1/4" | #10 |
| L150GR-C | 1-1/2 | 2-3/4 | 15/32 | 1/4-20 x 5/16" | #8 |
| L200GR-C | 2 | 3-1/4 | 15/32 | 1/4-20 x 5/16" | #8 |
| L250GR-C | 2-1/2 | 3-3/4 | 11/16 | 1/4-20 x 5/16" | #6 |
| L300GR-C | 3 | 4-3/8 | 23/32 | 1/4-20 x 5/16" | #6 |
| L350GR-C | 3-1/2 | 5 | 23/32 | 1/4-20 x 5/16" | #6 |
| L400GR-C | 4 | 5-1/2 | 23/32 | 1/4-20 x 5/16" | #4 |
| L500GR-C | 5 | 6-5/8 | 23/32 | 3/8-16 x 3/8" | #2 |
| L600GR-C | 6 | 7-11/16 | 23/32 | 3/8-16 x 3/8" | #1 |

Material—Locknut: zinc or copper-free aluminum

For Aluminum Locknuts add suffix **A** (i.e. L050GRA-C)

For Chrome Plated Locknuts add suffix **CP** (i.e. L050GR-CP)

For 316 Stainless Steel Locknuts add suffix **SST** (i.e. L050GRSST).