

Fork terminals

Nylon-insulated forks



- Fork terminals enable easy installation because the mounting screw does not have to be completely removed
- Brazed-seam barrel is serrated for high pull-out value
- Terminal is high-conductivity electrolytic copper, electro-tin plated
- Insulation is colour-coded
- Vinyl-insulated fork terminals have extra-long PVC insulation sleeve for protection and stress relief at wire's flex point



Diagram	Cat. no.	Pkg. qty.	Wire range (AWG)	Max. ins. (in.)	Bolt hole (in.)	Rec. tool	Dimensions (in.)				Stock thick. (in.)
							A	B	C	M	
	RA18-6F	100	22-16	0.136	#6	ERG4001	0.83	0.25	0.25	0.71	0.02
	RA1103	1,000	22-16	0.136	#6	ERG4001	0.83	0.25	0.25	0.71	0.02
	RA18-8F	100	22-16	0.136	#8	ERG4001	0.86	0.31	0.25	0.71	0.02
	RA1123	1,000	22-16	0.136	#8	ERG4001	0.86	0.31	0.25	0.71	0.02
	RA18-10F	100	22-16	0.136	#10	ERG4001	0.86	0.31	0.25	0.71	0.02
	RA1153	1,000	22-16	0.136	#10	ERG4001	0.86	0.31	0.25	0.71	0.02
	RA18-14F	100	22-16	0.136	¼	ERG4001	0.95	0.44	0.31	0.70	0.02
	RA1163	1,000	22-16	0.136	¼	ERG4001	0.95	0.44	0.31	0.70	0.02
	RB14-6F	100	18-14	0.162	#6	ERG4001	0.87	0.31	0.25	0.71	0.03
	RB1113	1,000	18-14	0.162	#6	ERG4001	0.87	0.31	0.25	0.71	0.03
	RB14-8F	100	18-14	0.162	#8	ERG4001	0.87	0.31	0.25	0.71	0.03
	RB1123	1,000	18-14	0.162	#8	ERG4001	0.87	0.31	0.25	0.71	0.03
	RB14-10F	100	18-14	0.162	#10	ERG4001	0.87	0.38	0.25	0.71	0.03
	RB1153	1,000	18-14	0.162	#10	ERG4001	0.87	0.38	0.25	0.71	0.03
	RB14-14F	100	18-14	0.162	¼	ERG4001	0.95	0.44	0.28	0.74	0.03
	RB1163	1,000	18-14	0.162	¼	ERG4001	0.95	0.44	0.28	0.74	0.03
	RB1103	1,000	18-14	0.162	#6	ERG4001	0.74	0.28	0.16	0.60	0.03
	RB1124	1,000	18-14	0.190	#8	ERG4001	0.95	0.31	0.25	0.79	0.03
	RB1154	1,000	18-14	0.190	#10	ERG4001	0.95	0.31	0.25	0.79	0.03
	RC10-6F	50	12-10	0.210	#6	ERG4001	0.97	0.31	0.27	0.81	0.04
	RC1113	500	12-10	0.210	#6	ERG4001	0.97	0.31	0.27	0.81	0.04
	RC10-8F	50	12-10	0.210	#8	ERG4001	1.00	0.37	0.27	0.81	0.04
	RC1123	500	12-10	0.210	#8	ERG4001	1.00	0.37	0.27	0.81	0.04
	RC10-10F	50	12-10	0.210	#10	ERG4001	1.00	0.37	0.27	0.81	0.04
	RC1153	500	12-10	0.210	#10	ERG4001	1.00	0.37	0.27	0.81	0.04
	RC10-14F	50	12-10	0.210	¼	ERG4001	1.12	0.50	0.27	0.86	0.04
	RC1163	500	12-10	0.210	¼	ERG4001	1.12	0.50	0.27	0.86	0.04
RC1124	500	12-10	0.250	#8	ERG4001	1.10	0.37	0.27	0.91	0.04	
RC1154	500	12-10	0.250	#10	ERG4001	1.10	0.37	0.27	0.91	0.04	

Add suffix "X" for wider wire entry to accommodate heavy wall insulation

Fork terminals

Nylon-insulated locking forks




Diagram	Cat. no.	Pkg. qty.	Wire range (AWG)	Max. ins. (in.)	Bolt hole (in.)	Rec. tool	Dimensions (in.)				Stock thick. (in.)
							A	B	C	M	
	RA18-6FL	100	22-16	0.136	#6	ERG4001	0.86	0.25	0.25	0.71	0.02
	RA2213	1,000	22-16	0.136	#6	ERG4001	0.86	0.25	0.25	0.71	0.02
	RA18-8FL	100	22-16	0.136	#8	ERG4001	0.86	0.29	0.25	0.71	0.02
	RA2243	1,000	22-16	0.136	#8	ERG4001	0.86	0.29	0.25	0.71	0.02
	RA18-10FL	100	22-16	0.136	#10	ERG4001	0.86	0.29	0.25	0.71	0.02
	RA2253	1,000	22-16	0.136	#10	ERG4001	0.86	0.29	0.25	0.71	0.02
	RB14-6FL	100	18-14	0.162	#6	ERG4001	0.87	0.25	0.25	0.71	0.03
	RB2213	1,000	18-14	0.162	#6	ERG4001	0.87	0.25	0.25	0.71	0.03
	RB2214	1,000	18-14	0.162	#6	ERG4001	0.95	0.25	0.25	0.79	0.03
	RB14-8FL	100	18-14	0.162	#8	ERG4001	0.87	0.29	0.25	0.71	0.03
	RB2233	1,000	18-14	0.162	#8	ERG4001	0.87	0.29	0.25	0.71	0.03
	RB14-10FL	100	18-14	0.162	#10	ERG4001	0.87	0.29	0.25	0.71	0.03
	RB2253	1,000	18-14	0.162	#10	ERG4001	0.87	0.29	0.25	0.71	0.03
	RB2254	1,000	18-14	0.190	#10	ERG4001	0.95	0.29	0.25	0.71	0.03
	RC10-6FL	50	12-10	0.210	#6	ERG4001	0.97	0.31	0.27	0.81	0.04
	RC2203	500	12-10	0.210	#6	ERG4001	0.97	0.31	0.27	0.81	0.04
	RC2204	1,000	12-10	0.250	#6	ERG4001	1.07	0.31	0.27	0.91	0.04
	RC10-8FL	50	12-10	0.210	#8	ERG4001	1.00	0.37	0.27	0.81	0.04
	RC2213	500	12-10	0.210	#8	ERG4001	1.00	0.37	0.27	0.81	0.04
	RC10-10FL	50	12-10	0.210	#10	ERG4001	1.00	0.37	0.27	0.81	0.04
	RC2223	500	12-10	0.210	#10	ERG4001	1.00	0.37	0.27	0.81	0.04
	RC2224	500	12-10	0.250	#10	ERG4001	1.10	0.37	0.27	0.91	0.04
	RC10-14FL	50	12-10	0.210	¼	ERG4001	1.12	0.50	0.32	0.86	0.04
	RC2233	500	12-10	0.210	¼	ERG4001	1.12	0.50	0.32	0.86	0.04

Fork terminals

Nylon- and vinyl-insulated forks



Nylon-insulated forks — Flanged tongue



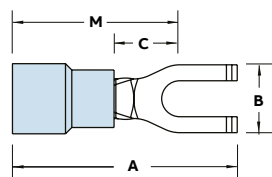
Cat. no.	Pkg. qty.	Wire range (AWG)	Max. ins. (in.)	Bolt hole	Rec. tool	Dimensions (in.)				Stock thick. (in.)
						A	B	C	M	
RA18-6FS	100	22-16	0.136	#6	ERG4001	0.75	0.28	0.16	0.62	0.02
RA1203	1,000	22-16	0.136	#6	ERG4001	0.75	0.28	0.16	0.62	0.02
RA18-8FS	100	22-16	0.136	#8	ERG4001	0.89	0.31	0.23	0.65	0.02
RA1223	1,000	22-16	0.136	#8	ERG4001	0.89	0.31	0.23	0.65	0.02
RA18-10FS	100	22-16	0.136	#10	ERG4001	0.93	0.38	0.26	0.68	0.02
RA1253	1,000	22-16	0.136	#10	ERG4001	0.93	0.38	0.26	0.68	0.02
RB14-6FS	100	18-14	0.162	#6	ERG4001	0.74	0.28	0.16	0.60	0.03
RB1203	1,000	18-14	0.162	#6	ERG4001	0.74	0.28	0.16	0.60	0.03
RB14-8FS	100	18-14	0.162	#8	ERG4001	0.89	0.31	0.23	0.66	0.03
RB1223	1,000	18-14	0.162	#8	ERG4001	0.89	0.31	0.23	0.66	0.03
RB14-10FS	100	18-14	0.162	#10	ERG4001	0.94	0.38	0.27	0.69	0.03
RB1253	1,000	18-14	0.162	#10	ERG4001	0.94	0.38	0.27	0.69	0.03
RB1204	1,000	18-14	0.190	#6	ERG4001	0.79	0.28	0.16	0.67	0.03
RB1224	1,000	18-14	0.190	#8	ERG4001	0.94	0.31	0.23	0.71	0.03
RC10-8FS	50	12-10	0.210	#8	ERG4001	0.97	0.34	0.23	0.73	0.04
RC1223	500	12-10	0.210	#8	ERG4001	0.97	0.34	0.23	0.73	0.04
RC10-10FS	50	12-10	0.210	#10	ERG4001	1.00	0.38	0.26	0.74	0.04
RC1253	500	12-10	0.210	#10	ERG4001	1.00	0.38	0.26	0.74	0.04
RC1224	1,000	12-10	0.250	#8	ERG4001	1.08	0.34	0.23	0.80	0.04
RC1254	1,000	12-10	0.250	#10	ERG4001	1.12	0.38	0.26	0.86	0.04

Vinyl-insulated forks

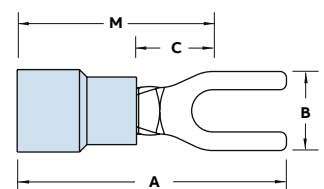


Cat. no.	Pkg. qty.	Wire range (AWG)	Max. ins. (in.)	Bolt hole (in.)	Rec. tool	Dimensions (in.)				Stock thick. (in.)
						A	B	C	M	
18RA-6F	100	22-16	0.150	#6	ERG4001	0.94	0.25	0.27	0.81	0.02
RA1167	1,000	22-16	0.150	#6	ERG4001	0.94	0.25	0.27	0.81	0.02
18RA-8F	100	22-16	0.150	#8	ERG4001	0.97	0.31	0.27	0.81	0.02
RA1147	1,000	22-16	0.150	#8	ERG4001	0.97	0.31	0.27	0.81	0.02
18RA-10F	100	22-16	0.150	#10	ERG4001	0.97	0.31	0.27	0.81	0.02
RA1157	1,000	22-16	0.150	#10	ERG4001	0.97	0.31	0.27	0.81	0.02
14RB-6F	100	18-14	0.170	#6	ERG4001	0.97	0.31	0.27	0.81	0.03
RB647	1,000	18-14	0.170	#6	ERG4001	0.97	0.31	0.27	0.81	0.03
14RB-6FS	100	18-14	0.170	#6	ERG4001	0.89	0.30	0.25	0.75	0.03
14RB-8F	100	18-14	0.170	#8	ERG4001	0.97	0.31	0.27	0.81	0.03
RB657	1,000	18-14	0.170	#8	ERG4001	0.97	0.31	0.27	0.81	0.03
14RB-10F	100	18-14	0.170	#10	ERG4001	0.97	0.31	0.27	0.81	0.03
RB1157	1,000	18-14	0.170	#10	ERG4001	0.97	0.31	0.27	0.81	0.03
14RB-14F	100	18-14	0.170	3/4	ERG4001	1.11	0.44	0.38	0.89	0.03
RB1717	1,000	18-14	0.170	3/4	ERG4001	1.11	0.44	0.38	0.89	0.03
10RC-6F	50	12-10	0.210	#6	ERG4001	1.09	0.31	0.27	0.90	0.04
RC1337	500	12-10	0.210	#6	ERG4001	1.09	0.31	0.27	0.90	0.04
10RC-8F	50	12-10	0.210	#8	ERG4001	1.09	0.38	0.27	0.90	0.04
RC1147	500	12-10	0.210	#8	ERG4001	1.09	0.38	0.27	0.90	0.04
10RC-10F	50	12-10	0.210	#10	ERG4001	1.09	0.38	0.27	0.90	0.04
RC1157	500	12-10	0.210	#10	ERG4001	1.09	0.38	0.27	0.90	0.04
10RC-14F	50	12-10	0.210	3/4	ERG4001	1.15	0.50	0.37	0.90	0.04
RC1167	500	12-10	0.210	3/4	ERG4001	1.15	0.50	0.37	0.90	0.04

Diagram



Diagram



Fork terminals

Vinyl-insulated and non-insulated forks



Vinyl-insulated forks — Expanded insulation



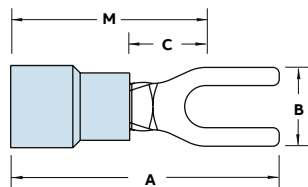
Cat. no.	Pkg. qty.	Wire range (AWG)	Max. ins. (in.)	Bolt hole (in.)	Rec. tool	Dimensions (in.)				Stock thick. (in.)
						A	B	C	M	
18RA-6FX	100	22-16	0.170	#6	ERG4001	0.94	0.25	0.27	0.81	0.02
RA1167-170	1,000	22-16	0.170	#6	ERG4001	0.94	0.25	0.27	0.81	0.02
18RA-8FX	100	22-16	0.170	#8	ERG4001	0.97	0.31	0.27	0.81	0.02
RA1147-170	1,000	22-16	0.170	#8	ERG4001	0.97	0.31	0.27	0.81	0.02
18RA-10FX	100	22-16	0.170	#10	ERG4001	0.97	0.31	0.27	0.81	0.02
RA1157-170	1,000	22-16	0.170	#10	ERG4001	0.97	0.31	0.27	0.81	0.02
14RB-6FX	100	18-14	0.200	#6	ERG4001	0.97	0.31	0.27	0.81	0.03
RB647-200	1,000	18-14	0.200	#6	ERG4001	0.97	0.31	0.27	0.81	0.03
14RB-8FX	100	18-14	0.200	#8	ERG4001	0.97	0.31	0.27	0.81	0.03
RB657-200	1,000	18-14	0.200	#8	ERG4001	0.97	0.31	0.27	0.81	0.03
14RB-10FX	100	18-14	0.200	#10	ERG4001	0.97	0.31	0.27	0.81	0.03
RB1157-200	1,000	18-14	0.200	#10	ERG4001	0.97	0.31	0.27	0.81	0.03
10RC-8FX	50	12-10	0.250	#8	ERG4001	1.11	0.38	0.27	0.90	0.04
RC1147-250	500	12-10	0.250	#8	ERG4001	1.11	0.38	0.27	0.90	0.04
10RC-10FX	50	12-10	0.250	#10	ERG4001	1.11	0.38	0.27	0.90	0.04
RC1157-250	500	12-10	0.250	#10	ERG4001	1.11	0.38	0.27	0.90	0.04
10RC-14FX	50	12-10	0.250	¼	ERG4001	1.17	0.50	0.37	0.90	0.04

Non-insulated locking fork terminals

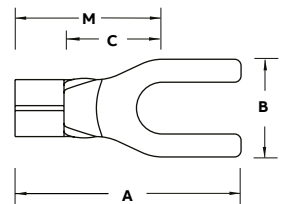


Cat. no.	Pkg. qty.	Wire range (AWG)	Bolt hole (in.)	Rec. tool	Dimensions (in.)				Stock thick. (in.)
					A	B	C	M	
A18-6F	100	22-16	#6	ERG4002	0.72	0.25	0.27	0.59	0.02
A116	1,000	22-16	#6		0.72	0.25	0.27	0.59	0.02
A18-8F	100	22-16	#8		0.75	0.31	0.27	0.59	0.02
A114	1,000	22-16	#8		0.75	0.31	0.27	0.59	0.02
A18-10F	100	22-16	#10		0.75	0.31	0.27	0.59	0.02
A115-TB	1,000	22-16	#10		0.75	0.31	0.27	0.59	0.02
B14-6F	100	18-14	#6	ERG4002	0.75	0.31	0.27	0.59	0.03
B64	1,000	18-14	#6	ERG4005	0.75	0.31	0.27	0.59	0.03
B19	1,000	18-14	#6		0.66	0.25	0.13	0.50	0.03
B14-8F	100	18-14	#8		0.75	0.31	0.27	0.59	0.03
B65-TB	1,000	18-14	#8		0.75	0.31	0.27	0.59	0.03
B14-10F	100	18-14	#10		0.75	0.31	0.27	0.59	0.03
B115	1,000	18-14	#10		0.75	0.31	0.27	0.59	0.03
B14-14F	100	18-14	¼		0.90	0.44	0.38	0.68	0.03
C10-6F	50	12-10	#6	ERG4002	0.77	0.31	0.27	0.63	0.04
C133	500	12-10	#6	ERG4005	0.77	0.31	0.27	0.63	0.04
C10-8F	50	12-10	#8		0.82	0.38	0.27	0.63	0.04
C114	500	12-10	#8		0.82	0.38	0.27	0.63	0.04
C10-10F	50	12-10	#10		0.82	0.38	0.27	0.63	0.04
C115	500	12-10	#10		0.82	0.38	0.27	0.63	0.04
C10-14F	50	12-10	¼		0.98	0.50	0.37	0.73	0.04
C116-TB	500	12-10	¼		0.98	0.50	0.37	0.73	0.04

Diagram



Diagram



Fork terminals

Vinyl-insulated locking forks



Vinyl-insulated locking forks — Expanded insulation



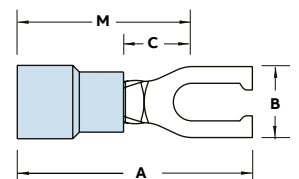
Cat. no.	Pkg. qty.	Wire range (AWG)	Max. ins. (in.)	Bolt hole (in.)	Rec. tool	Dimensions (in.)				Stock thick. (in.)
						A	B	C	M	
18RA-6FLX	100	22-16	0.170	#6	ERG4001	0.97	0.25	0.25	0.81	0.02
RA2217-170	1,000	22-16	0.170	#6	ERG4001	0.97	0.25	0.25	0.81	0.02
18RA-8FLX	100	22-16	0.170	#8	ERG4001	0.97	0.29	0.25	0.81	0.02
18RA-10FLX	100	22-16	0.170	#10	ERG4001	0.97	0.29	0.25	0.81	0.02
RA2257-170	1,000	22-16	0.170	#10	ERG4001	0.97	0.29	0.25	0.81	0.02
14RB-6FLX	100	18-14	0.200	#6	ERG4001	0.97	0.31	0.27	0.81	0.03
RB2207-200	1,000	18-14	0.200	#6	ERG4001	0.97	0.31	0.27	0.81	0.03
RB2217-200	1,000	18-14	0.200	#6	ERG4001	0.97	0.29	0.27	0.81	0.03
14RB-8FLX	100	18-14	0.200	#8	ERG4001	0.97	0.31	0.27	0.81	0.03
RB2237-200	1,000	18-14	0.200	#8	ERG4001	0.97	0.31	0.27	0.81	0.03
14RB-10FLX	100	18-14	0.200	#10	ERG4001	0.97	0.31	0.27	0.81	0.03
RB2257-200	1,000	18-14	0.200	#10	ERG4001	0.97	0.31	0.27	0.81	0.03
10RC-6FLX	50	12-10	0.250	#6	ERG4001	1.07	0.31	0.27	0.91	0.04
RC2207-250	500	12-10	0.250	#6	ERG4001	1.07	0.31	0.27	0.91	0.04
10RC-8FLX	50	12-10	0.250	#8	ERG4001	1.10	0.37	0.27	0.91	0.04
10RC-10FLX	50	12-10	0.250	#10	ERG4001	1.10	0.37	0.27	0.91	0.04
RC2227-250	500	12-10	0.250	#10	ERG4001	1.10	0.37	0.27	0.91	0.04
10RC-14FLX	50	12-10	0.250	¼	ERG4001	1.22	0.50	0.32	0.96	0.04

Vinyl-insulated locking forks



Cat. no.	Pkg. qty.	Wire range (AWG)	Max. ins. (in.)	Bolt hole (in.)	Rec. tool	Dimensions (in.)				Stock thick. (in.)
						A	B	C	M	
18RA-6FL	100	22-16	0.150	#6	ERG4001	0.97	0.25	0.25	0.81	0.02
RA2217	1,000	22-16	0.150	#6	ERG4001	0.97	0.25	0.25	0.81	0.02
RA2227	1,000	22-16	0.150	#6	ERG4001	0.97	0.29	—	0.81	0.02
18RA-8FL	100	22-16	0.150	#8	ERG4001	0.97	0.29	0.25	0.81	0.02
RA2247	1,000	22-16	0.150	#8	ERG4001	0.97	0.29	0.25	0.81	0.02
18RA-10FL	100	22-16	0.150	#10	ERG4001	0.97	0.29	0.25	0.81	0.02
RA2257	1,000	22-16	0.150	#10	ERG4001	0.97	0.29	0.25	0.81	0.02
14RB-6FL	100	18-14	0.170	#6	ERG4001	0.97	0.25	0.27	0.81	0.03
RB2207	1,000	18-14	0.170	#6	ERG4001	0.97	0.25	0.27	0.81	0.03
RB2217	1,000	18-14	0.170	#6	ERG4001	0.97	0.29	0.27	0.81	0.03
14RB-8FL	100	18-14	0.170	#8	ERG4001	0.97	0.29	0.27	0.81	0.03
RB2237	1,000	18-14	0.170	#8	ERG4001	0.97	0.29	0.27	0.81	0.03
14RB-10FL	100	18-14	0.170	#10	ERG4001	0.97	0.29	0.27	0.81	0.03
RB2257	1,000	18-14	0.170	#10	ERG4001	0.97	0.29	0.27	0.81	0.03
10RC-6FL	50	12-10	0.220	#6	ERG4001	1.09	0.31	0.27	0.90	0.04
RC2207	500	12-10	0.220	#6	ERG4001	1.09	0.31	0.27	0.90	0.04
10RC-8FL	50	12-10	0.220	#8	ERG4001	1.09	0.37	0.27	0.90	0.04
RC2217	500	12-10	0.220	#8	ERG4001	1.09	0.37	0.27	0.90	0.04
10RC-10FL	50	12-10	0.220	#10	ERG4001	1.09	0.37	0.27	0.90	0.04
RC2227	500	12-10	0.220	#10	ERG4001	1.09	0.37	0.27	0.90	0.04
10RC-14FL	50	12-10	0.220	¼	ERG4001	1.09	0.49	0.27	0.90	0.04
RC2237	500	12-10	0.220	¼	ERG4001	1.09	0.49	0.27	0.90	0.04

Diagram



Fork terminals

Non-insulated locking forks



Cat. no.	Pkg. qty.	Wire range (AWG)	Bolt hole (in.)	Rec. tool	Dimensions (in.)				Stock thick. (in.)
					A	B	C	M	
A18-6FL	100	22-16	#6	ERG4002	0.75	0.25	0.27	0.59	0.02
A221	1,000	22-16	#6	ERG4002	0.75	0.25	0.27	0.59	0.02
A18-8FL	100	22-16	#8	ERG4002	0.75	0.29	0.27	0.59	0.02
A224	1,000	22-16	#8	ERG4002	0.75	0.29	0.27	0.59	0.02
A18-10FL	100	22-16	#10	ERG4002	0.75	0.29	0.27	0.59	0.02
A225	1,000	22-16	#10	ERG4002	0.75	0.29	0.27	0.59	0.02
B14-6FL	100	18-14	#6	ERG4002. ERG4005	0.75	0.25	0.27	0.59	0.03
B220	1,000	18-14	#6	ERG4002. ERG4005	0.75	0.25	0.27	0.59	0.03
B14-8FL	100	18-14	#8	ERG4002. ERG4005	0.75	0.29	0.27	0.59	0.03
B223	1,000	18-14	#8	ERG4002. ERG4005	0.75	0.29	0.27	0.59	0.03
B14-10FL	100	18-14	#10	ERG4002. ERG4005	0.75	0.29	0.27	0.59	0.03
B225	1,000	18-14	#10	ERG4002. ERG4005	0.75	0.29	0.27	0.59	0.03
C10-6FL	50	12-10	#6	ERG4002. ERG4005	0.85	0.31	0.27	0.66	0.04
C220-TB	500	12-10	#6	ERG4002. ERG4005	0.85	0.31	0.27	0.66	0.04
C10-8FL	50	12-10	#8	ERG4002. ERG4005	0.85	0.37	0.27	0.66	0.04
C221	500	12-10	#8	ERG4002. ERG4005	0.85	0.37	0.27	0.66	0.04
C10-10FL	50	12-10	#10	ERG4002. ERG4005	0.85	0.37	0.27	0.66	0.04
C222-TB	500	12-10	#10	ERG4002. ERG4005	0.85	0.37	0.27	0.66	0.04
C10-14FL	50	12-10	¼	ERG4002. ERG4005	0.85	0.49	0.27	0.66	0.04

Diagram

