

Allegro II



INSTALLATION AND CONNECTION

Installation height 4 in (10 cm).

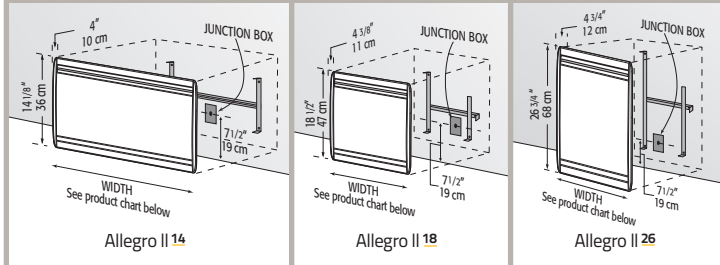
Clearances

■ Front: 20 in (50 cm) ◀ Sides: 6 in (15 cm) ▲ Above: 4 in (10 cm).

Installation Quick-mounted surface installation with easy snap-on bracket that also serves as marking template.

Connection 240-V unit: Flexible cord connection, including junction box cover. Installation requires 2 in X 3 in wall box (not included).

Note 3-conductor cable or 2-conductor cable with a third wire should be used if unit is to be linked with the Convectair Programmer module (7392 FP).



HEATING ELEMENT

Total capacity 500 to 2000 W



Convection X-shaped, monoblock element made of surface-treated extruded aluminum.

Thermal Protection Automatic reset overheat protection.

TEMPERATURE CONTROL



Electronic thermostat Lockable built-in electronic proportional-action thermostat ultraprecise to 1/5° F (1/10° C) with digital controls.

Programmer Control panel designed to accept the 7392 Programmer module.

CONTROL PANEL "Select unit of temperature in °C or °F."



Location On top right-hand side of the unit, with lockable protective cover.

LCD screen with digital controls lockable by key combination.

On/Off button.

Mode button with four settings: Comfort; Economy; Frost protection (45° F (7° C));

Program (automatic setback when connected to the Convectair Programmer).

« + and - » buttons set the temperature and lock the controls.

Heating indicator light.

CABINET






Steel construction with polyester/epoxy anti-rust powder coating and resistant to UV rays.


Cabinet Bottom-mounted protective pan with rounded edges.


Louvers Front-louvered air outlet that hides the unit interior and directs heat towards the centre of the room.

Colour BB = White

Catalogue No. Model Colour	7305  ALLEGRO II ¹⁴ BB						7306  ALLEGRO II ¹⁸ BB						7307  ALLEGRO II ²⁶ BB					
	Power		Width		Net Weight		Width		Net Weight		Width		Net Weight					
	240 V	208 V	cm	po	kg	lb	cm	po	kg	lb	cm	po	kg	lb				
Height			36			14 1/8					47			18 1/2				
Depth			10			4					11			4 3/8				
Power																		
C05	500 W	375 W	48,9	19 1/4	4,4	9,6	40,9	16 1/8	4,8	10,6	32,9	13	5,6	12,4				
C07	750 W	565 W	56,9	22 3/8	4,9	10,8	40,9	16 1/8	4,8	10,6	36,9	14 1/2	6,1	13,4				
C10	1000 W	750 W	64,9	25 1/2	5,4	11,9	48,9	19 1/4	5,1	11,2	40,9	16 1/8	6,4	14,2				
C12	1250 W	940 W	84,9	33 3/8	6,8	15	56,9	22 3/8	5,6	12,3	48,9	19 1/4	7,5	16,5				
C15	1500 W	1125 W	84,9	33 3/8	6,8	15	64,9	25 1/2	6,2	13,7	56,9	22 3/8	8	17,6				
C17	1750 W	1315 W	112,9	44 1/2	8,5	18,8	76,9	30 1/4	7	15,4	64,9	25 1/2	9,2	20,2				
C20	2000 W	1500 W	112,9	44 1/2	8,5	18,8	84,9	33 3/8	7,6	16,8	76,9	30 1/4	10,4	22,9				

 Compatible with the Programmer system (see technical specifications for catalogue number 7392).

 Compatible with the wall-mount controller AWC.

 Control panel is designed to accept the 7392 Programmer module.

For guaranteed, dependable operation, we recommend that all units be installed by a licensed electrical contractor. Consult **convectair.com** to find the most recent installation instructions for our heaters.

