

Impresario

Living space



INSTALLATION AND CONNECTION

Recommended installation height 6 in (15 cm).

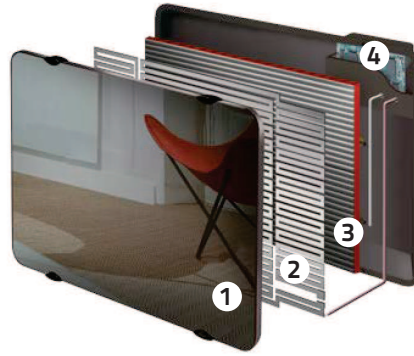
Clearances

■ Front: 30 in (75 cm) ◀ Sides: 6 in (15 cm) ▲ Above: 6 in (15 cm) ▼ Underneath: 1 in (2,5 cm).

Installation Quick-mounted surface installation with screw-in bracket.


Connection 240-V unit: Flexible cord connection, including junction box cover. Installation requires 2 in X 3 in wall box (not included).

Note 3-conductor cable or 2-conductor cable with a third wire should be used if unit is to be linked with the Convectair Programmer module (7392 FP).




HEATING ELEMENTS

Total capacity 1 000, 1 500 or 2 000 W

 **Radiant heat** - Radiant front panel (1) with integrated surface element (2).
- Internal high-efficiency aluminum radiant element (3).

Thermal protection Automatic reset overheat protection.

TEMPERATURE CONTROL [4]

 An intelligent system that manages both heating elements to achieve the ultimate comfort of radiant heating.
On-demand energy-saving detection of open window.

Programmer Control panel designed to accept the 7392 Programmer module.
Compatible with the Programmer system - Pilot wire.


CONTROL PANEL

 **Location** On top right-hand side of the unit.
LCD backlit screen with digital controls lockable.


Thermostat dial.
Open-window button to activate open-window detection.
On/Off button.

Mode button with four settings: Comfort; Economy; Frost protection (45°F (7°C));
Program (automatic setback when connected to the Convectair Programmer).


CABINET


 **Front Panel** shock-resistant tempered glass facade.
Steel construction with polyester/epoxy anti-rust powder coating and resistant to UV rays.

Colours - Standard: **BCC** = White lily; **SEP** = Astrakhan black; **MIR** = Mirror
- On request: **BRU** = Copper brown; **GRI** = Grey quartz; **SAB** = Golden sand; **BEI** = Ivory lacquer

MODEL	Catalogue No.	Colour	Power		Height		Width		Depth		Net Weight	
			240 V	208 V	cm	in	cm	in	cm	in	kg	lb
Impresario  	7716-C10	Standard or on request	1000 W	800 W	56,5	22 1/4	82	32 1/4	12	4 3/4	17	37,5
	7716-C15	Standard or on request	1500 W	1250 W	56,5	22 1/4	109,8	43 1/4	12	4 3/4	22,6	49,8
	7716-C20	Standard or on request	2000 W	1600 W	69	27 1/8	109,8	43 1/4	12	4 3/4	28	61,7

Depth includes the mounting brackets.

 Compatible with the Programmer pilot-wire system (see technical specifications for catalogue number 7392).

 Control panel is designed to accept the 7392 Programmer module.

For guaranteed, dependable operation, we recommend that all units be installed by a licensed electrical contractor in accordance with national and local codes. Consult convectair.com to find the most recent installation instructions for our heaters.

