

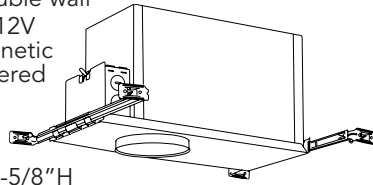
4" Low Voltage Housings and Trims

IC Housing

V4ICLVW

4" IC Low Voltage New Construction

50W Energy efficient double wall housing includes 50VA, 12V thermally protected magnetic transformer. May be covered with insulation.



Dimensions:

18-1/2"L x 13-3/8"W x 7-5/8"H

Ceiling Cutout: 4-1/2" Dia.

Accessory: G2405 Set of (4) T-bar clips for installation in suspended ceilings.

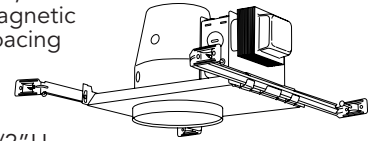


TC Housings

V4TCLW

4" TC Low Voltage New Construction

50W Housing includes 50VA, 12V thermally protected magnetic transformer. Requires 3" spacing from insulation.



Dimensions:

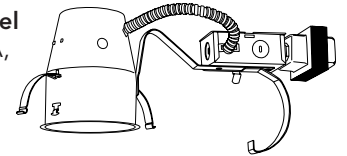
12-1/8"L x 13-3/8"W x 5-1/2"H

Ceiling Cutout: 4-1/2" Dia.

V4TCRLW

4" TC Low Voltage Remodel

50W Housing includes 50VA, 12V magnetic transformer. Requires 3" spacing from insulation.



Dimensions:

14-1/2"L x 4-1/4"W x 5-1/2"H

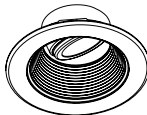
Ceiling Cutout: 4-3/8" Dia.

4" Compatible Trims - Low Voltage

Baffle with Regressed Gimbal Ring

V4044W-WH: White

V4044B-WH: Black



Aperture: 3-1/2"

Outer Diameter: 5"

VuLite Housing: Lamp Wattage/Type

V4ICLVW, V4TCLW, V4TCRLW: 50W MR16

Juno Compatible Housing: Lamp Wattage/Type

IC44N, TC44, TC44V, TC44R, TC47, TC47V: 50W MR16

Eyeball with Baffle

V4048-WH: White



Outer Diameter: 5"

VuLite Housing: Lamp Wattage/Type

V4ICLVW, V4TCLW, V4TCRLW: 50W MR16

Juno Compatible Housing: Lamp Wattage/Type

IC44N, TC44, TC44V, TC44R, TC47, TC47V: 50W MR16

Cone with Regressed Gimbal Ring

V4047C-WH: Clear



Aperture: 3-1/2"

Outer Diameter: 5"

VuLite Housing: Lamp Wattage/Type

V4ICLVW, V4TCLW, V4TCRLW: 50W MR16

Juno Compatible Housing: Lamp Wattage/Type

IC44N, TC44, TC44V, TC44R, TC47, TC47V: 50W MR16

Stippled Opal Lens Shower

V4041-WH: White



Outer Diameter: 5"

VuLite Housing: Lamp Wattage/Type

V4ICLVW, V4TCLW, V4TCRLW: 50W MR16

Juno Compatible Housing/Lamp:

IC44N, TC44, TC44V, TC44R, TC47, TC47V: 50W MR16

Gimbal Ring

V4040-WH: White

V4040-BN: Brushed Nickel



Outer Diameter: 5"

VuLite Housing: Lamp Wattage/Type

V4ICLVW, V4TCLW, V4TCRLW: 50W MR16

Juno Compatible Housing: Lamp Wattage/Type

IC44N, TC44, TC44V, TC44R, TC47, TC47V: 50W MR16



VuLite IC housings meet IECC Energy Code requirements per STM E283.

Air-Loc® rated trims are pre-gasketed for minimum air leakage with IC housings.