

# 6" ECONOMY UNIVERSAL IC HOUSING

INCANDESCENT LAMPS  
**IC22 SERIES**

Project: \_\_\_\_\_

Fixture Type: \_\_\_\_\_

Location: \_\_\_\_\_

Contact/Phone: \_\_\_\_\_

## PRODUCT DESCRIPTION

IC Air-Loc® Housing • Energy efficient, sealed housing • Can be completely covered with insulation • When used with Air-Loc Gasket accessory or pre-installed gasket, stops infiltration and exfiltration of air, reducing heating and cooling costs • Trims shown with Air-Loc symbol do not require a gasket.

## PRODUCT SPECIFICATIONS

**Lamp** Lamp ratings based on trim selected – see page 2.

**Socket** Medium base porcelain with nickel-plated copper screw shell • Adjustable socket plate and detachable socket with snap-in springs to accommodate various lamp and trim combinations • Socket plate secured at two points for consistent, straight lamp positioning.

**Trims** Trim selection shown on page 2.

**Labels** UL listed for through-branch wiring, damp locations and IP • Product thermally protected against improper use of lamps • UL Listed/CSA certified • Trims 239, 241 and 242 are wet location approved for covered ceiling applications • Trims 28, 29 are wet location approved for covered ceiling applications, **when used with outdoor rated lamps.**

**Testing** All reports are based on published industry procedures; field performance may differ from laboratory performance. Specifications subject to change without notice.

## INSTALLATION

**Real Nail® Bar Hangers** Telescoping, Patented (US Patent D552,969) Real Nail 3 and Real Nail 2 systems permits quick placement of housing anywhere within 24" O.C. joists or suspended ceilings • Bars scored in two locations for fast, clean breaking, allowing housing installation in tight applications • Bars captive to mounting frame • Edge-mounted for extra strength • Quick-Loc slot (location identified on the mounting frame) and oversized locking set screw lock fixture in position • May be installed either perpendicular or parallel to junction box.

**Real Nail 3 Bar Hanger** Integral T-bar notch and clip secures housing in suspended ceiling grid – no accessory clips required • 24" expansion stop allows quick placement of fixture in standard grid spacing • Captive bugle-headed ring shank nail for quick one-step installation and easy removal with claw hammer for fixture relocation • Bar hanger foot contoured to align to bottom of construction joist • Alternate mounting holes included.

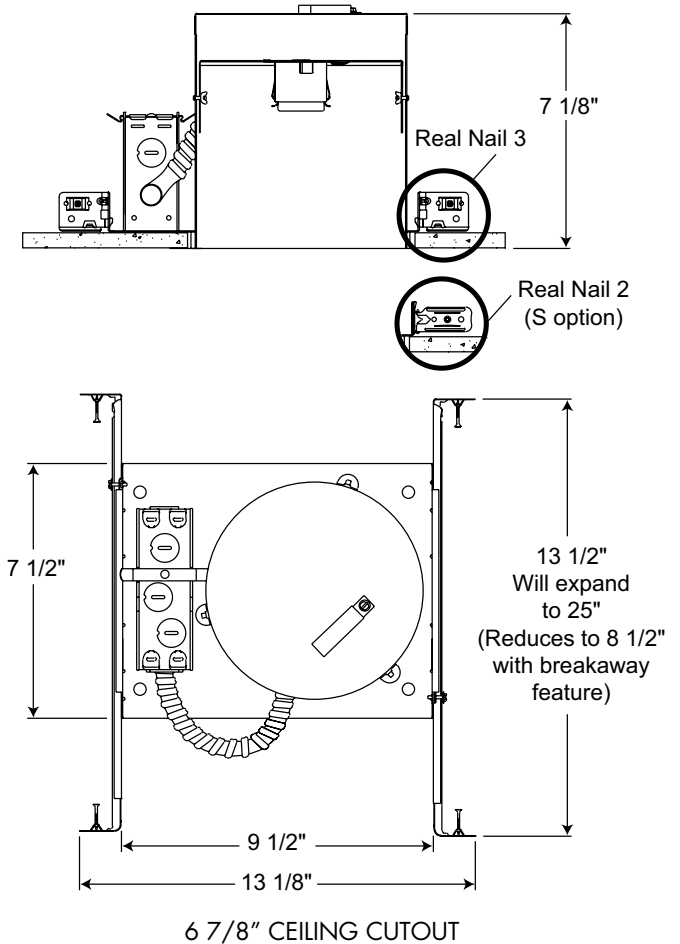
**Real Nail 2 Bar Hanger (5 options)** Small bar hanger foot designed to install directly on strapping construction material • Features Real Nail captive nail system for quick one-step installation • G2405 accessory clips required for suspended ceiling installation.

**Junction Box** Pre-wired junction box provided with (5) ½" and (1) ¾" knockouts, (4) Non-metallic sheathed cable connectors and ground wire, U.L. listed/CSA certified for through-branch wiring, maximum 8 No. 12 AWG 90° C branch circuit conductors (4 in, 4 out) • Junction box provided with removable access plates • Knockouts equipped with pryout slots • **W options** are supplied with **push-in electrical connectors** for fast installation

**Mounting Frame** 22-gauge die-formed galvanized steel mounting frame • Rough-in section (junction box, mounting frame, housing and bar hangers) fully assembled for ease of installation • Sight lines embossed on mounting frame to allow for easy viewing when aligning fixtures • Pre-installed Air-Loc gasket for **G options.**

**Housing** IC housing, .032" aluminum sealed for Air-Loc Compliance • Housing is vertically adjustable to accommodate up to a 1" ceiling thickness.

## DIMENSIONS



### Accessories

| Catalog Number | Description                               |
|----------------|---|
| ALG6           | Air-Loc Gasket                            |
| G2405          | T-Bar Clips (Set of 4), for S option only |

To order, specify catalog number.

## PRODUCT CODES



































| Catalog Number | Input Voltage | Lamp Rating  |
|----------------|---------------|--|
| IC22           | 120V          | A19/BR30/BR40/PAR16/PAR20/PAR30/PAR30L/PAR38/R20 (See page 2 for max. trim rating) |
| IC22 G         | 120V          | A19/BR30/BR40/PAR16/PAR20/PAR30/PAR30L/PAR38/R20 (See page 2 for max. trim rating) |
| IC22 S         | 120V          | A19/BR30/BR40/PAR16/PAR20/PAR30/PAR30L/PAR38/R20 (See page 2 for max. trim rating) |
| IC22 S G       | 120V          | A19/BR30/BR40/PAR16/PAR20/PAR30/PAR30L/PAR38/R20 (See page 2 for max. trim rating) |
| IC22 W         | 120V          | A19/BR30/BR40/PAR16/PAR20/PAR30/PAR30L/PAR38/R20 (See page 2 for max. trim rating) |
| IC22 W G       | 120V          | A19/BR30/BR40/PAR16/PAR20/PAR30/PAR30L/PAR38/R20 (See page 2 for max. trim rating) |

Housing and trim can be ordered together or separate, but will always ship separately.

# 6" ECONOMY UNIVERSAL IC HOUSING

## INCANDESCENT LAMPS IC22 SERIES

### TRIMS/LAMPS

|   | Catalog Number  | Description                                       | Max. Lamp Rating                      |   | Catalog Number  | Description                          | Max. Lamp Rating                      |
|---|---|---|---------------------------------------|---|---|--------------------------------------|---------------------------------------|
| **  |  <b>24 BWH</b>     | Black Baffle, White Trim Ring                     | 50W PAR30,                            |    |  <b>239 WH</b> ◆  | Frosted Lens, White                  | 40W A19                               |
|   | <b>24 BSC</b>   | Black Baffle, Satin Chrome Trim Ring              | 75W PAR30L,                           |    |  <b>241 WH</b> ◆  | Drop Opal w/Reflector, White         | 40W A19                               |
|   | <b>24 BABZ</b>  | Black Baffle, Classic Aged Bronze Trim Ring       | 65W BR30                              |   |  <b>241 PW</b> ◆  | Drop Opal w/Reflector, Plastic White |                                       |
|   | <b>24 BBL</b>   | Black Baffle, Black Trim Ring                     |                                       |   |  <b>242 WH</b> ◆  | Frosted Lens w/Clear Center, White   | 45W PAR38                             |
|   | <b>24 WWH</b>   | White Baffle, White Trim Ring                     |                                       |   |  <b>242 SC</b> ◆  | Satin Chrome                         |                                       |
|   |   |   |                                       |   |  <b>242 ABZ</b> ◆ | Classic Aged Bronze                  |                                       |
| **  |  <b>25 BWH</b>     | Black Baffle, White Trim Ring                     | 50W PAR30,                            |    |  <b>9324 SC</b>   | Luminous Frosted Disc, Satin Chrome  | 50W PAR30,<br>65W BR30                |
|   | <b>25 BSC</b>   | Black Baffle, Satin Chrome Trim Ring              | 65W BR30                              |   |  <b>9702</b>      | Luminous Collar (Frosted)            | 50W PAR30,<br>65W BR30,<br>75W PAR30L |
|   | <b>25 BABZ</b>  | Black Baffle, Classic Aged Bronze Trim Ring       |                                       |   |  <b>9024 WWH</b>  | Octagonal, White, White Trim Ring    | 50W PAR30,<br>65W BR30,               |
|   | <b>25 BBL</b>   | Black Baffle, Black Trim Ring                     |                                       |   |  <b>9524 SC</b>   | Metal Band, Satin Chrome             | 65W BR30,<br>50W PAR30,<br>75W PAR30L |
|   | <b>25 WWH</b>   | White Baffle, White Trim Ring                     |                                       |   |   |                                      |                                       |
|    |  <b>28 BWH</b> ◆◆  | Black Baffle, White Trim Ring                     | 60W A19, 65W BR30,                    |   |   |                                      |                                       |
|   | <b>28 WWH</b> ◆◆  | White Baffle, White Trim Ring                     | 75W PAR30/30L,<br>90W PAR38, 90W BR40 |   |   |                                      |                                       |
|    |  <b>29 CWH</b> ◆◆  | Clear Cone, White Trim Ring                       | 60W A19, 65W BR30,                    |   |   |                                      |                                       |
|   | <b>29 WWH</b> ◆◆  | White Cone, White Trim Ring                       | 75W PAR30/30L,<br>90W PAR38, 90W BR40 |   |   |                                      |                                       |
|   | <b>27 CWH</b>   | Clear Alzak® Cone, White Trim Ring                | 50W PAR30,                            |   |   |                                      |                                       |
|   | <b>27 GWH</b>   | Gold Alzak® Cone, White Trim Ring                 | 75W PAR30L,                           |   |   |                                      |                                       |
| **  |  <b>27 BWH</b>     | Black Cone, White Trim Ring                       | 65W BR30                              |   |   |                                      |                                       |
|   | <b>27 PTSC</b>  | Pewter Cone, Satin Chrome Trim Ring               |                                       |   |   |                                      |                                       |
|   | <b>27 WWH</b>   | White Cone, White Trim Ring                       |                                       |   |   |                                      |                                       |
|   | <b>27 HZWH</b>  | Haze Cone, White Trim Ring                        |                                       |   |   |                                      |                                       |
|   | <b>27 WHZWH</b>   | Wheat Haze Cone, White Trim Ring                  |                                       |   |   |                                      |                                       |
|   | <b>27 WHZABZ</b>  | Wheat Haze Cone, Classic Aged Bronze Trim Ring    |                                       |   |   |                                      |                                       |
|   |  <b>2445 BWH</b> | Black Baffle, White Trim Ring                     | 75W PAR30L,                           |   |   |                                      |                                       |
| **  | <b>2445 WWH</b>   | White Baffle, White Trim Ring                     | 60W PAR30,<br>65W BR30                |   |   |                                      |                                       |
|  |  <b>2475 CWH</b> | Clear Alzak® Cone, White Trim Ring                | 75W PAR30L,                           |   |   |                                      |                                       |
| **  | <b>2475 GWH</b>   | Gold Alzak® Cone, White Trim Ring                 | 65W BR30,                             |   |   |                                      |                                       |
|   | <b>2475 BWH</b>   | Black Alzak® Cone, White Trim Ring                | 75W PAR30                             |   |   |                                      |                                       |
|   | <b>2475 HZWH</b>  | Haze Cone, White Trim Ring                        |                                       |   |   |                                      |                                       |
|   | <b>2475 WHZWH</b>   | Wheat Haze Cone, White Trim Ring                  |                                       |   |   |                                      |                                       |
|   | <b>250 WH</b>   | Open Frame, White                                 | 65W BR30                              |   |   |                                      |                                       |
|   | <b>250 SC</b>   | Open Frame, Satin Chrome                          |                                       |   |   |                                      |                                       |
|   | <b>250 ABZ</b>  | Open Frame, Classic Aged Bronze                   |                                       |   |   |                                      |                                       |
|   | <b>252 WH</b>   | Regressed Open Frame, White                       | 75W R/BR30                            |   |   |                                      |                                       |
|   | <b>231 CWH</b>  | Clear Alzak®, White Trim Ring                     | 60W A19                               |   |   |                                      |                                       |
|   | <b>231 GWH</b>  | Gold Alzak®, White Trim Ring                      |                                       |   |   |                                      |                                       |
|   | <b>231 WWH</b>  | White, White Trim Ring                            |                                       |   |   |                                      |                                       |
|   |  <b>226 BWH</b>  | Cylinder Spotlight, Black Baffle, White Trim Ring | 60W PAR16                             |   |   |                                      |                                       |
|   |  <b>226 WWH</b>  | Cylinder Spotlight, White Baffle, White Trim Ring |                                       |   |   |                                      |                                       |
|   | <b>228 WH</b>   | Regressed Eyeball, White                          | 50W PAR20/R20                         |   |   |                                      |                                       |
|   | <b>229 WH</b>   | Regressed Eyeball, White                          | 75W PAR30L,                           |   |   |                                      |                                       |
|   | <b>229 SC</b>   | Regressed Eyeball, Satin Chrome                   | 65W BR30                              |   |   |                                      |                                       |
|   | <b>229 ABZ</b>  | Regressed Eyeball, Classic Aged Bronze            |                                       |   |   |                                      |                                       |
|   | <b>229 BL</b>   | Regressed Eyeball, Black                          |                                       |   |   |                                      |                                       |
|   |  <b>248 WWH</b>  | Regressed Eyeball, White Baffle, White Trim Ring  | 50W PAR20/R20                         |  | <b>JUNO IC housings</b> meet IECC Energy Code requirements per ASTM E283.                           |                                      |                                       |
|   |  <b>249 BWH</b>  | Regressed Eyeball, Black Baffle, White Trim Ring  | 75W PAR30L,                           |   | <b>Air-Loc®</b> rated trims are pre-gasketed for minimum air leakage with IC housings.              |                                      |                                       |
|   |  <b>249 WWH</b>  | Regressed Eyeball, White Baffle, White Trim Ring  | 65W BR30                              |   | ◆ UL Listed for use in wet location.  |                                      |                                       |
| **  |  <b>264 BWH</b>  | Adjustable, Black Baffle, White Trim Ring         | 50W PAR30                             |   | ◆◆ UL Listed for use in wet location with outdoor rated lamp.                                       |                                      |                                       |
|   |  <b>264 WWH</b>  | Adjustable, White Baffle, White Trim Ring         |                                       |   | ** NOTE: TR6 Trim Ring compatible with 24, 25, 27, 244S, 247S, 264, 267 trims.                      |                                      |                                       |
| **  |  <b>267 CWH</b>  | Clear Alzak® Cone, White Trim Ring                | 50W PAR30                             |   |   |                                      |                                       |
|   |  <b>267 GWH</b>  | Gold Alzak® Cone, White Trim Ring                 |                                       |   |   |                                      |                                       |
|   | <b>267 BWH</b>  | Black Alzak® Cone, White Trim Ring                |                                       |   |   |                                      |                                       |
|   | <b>267 HZWH</b>   | Haze Cone, White Trim Ring                        |                                       |   |   |                                      |                                       |
|   | <b>267 WHZWH</b>  | Wheat Haze Cone, White Trim Ring                  |                                       |   |   |                                      |                                       |

Trim Size: 7 $\frac{3}{8}$ " O.D. (except Cat. Nos. 228, 229, 241, 9024, - 8" O.D., Cat. No. 9702 - 7 $\frac{3}{4}$ " O.D.).  
Alzak is a registered trademark of Alcoa Corp.  
Note: In Canada when insulation is present, Type IC fixtures must be used.

 JUNO IC housings meet IECC Energy Code requirements per ASTM E283.

Air-Loc® rated trims are pre-gasketed for minimum air leakage with IC housings.

◆ UL Listed for use in wet location.

◆◆ UL Listed for use in wet location with outdoor rated lamp.

\*\* NOTE: TR6 Trim Ring compatible with 24, 25, 27, 244S, 247S, 264, 267 trims.

Housing and trim can be ordered together or separate, but will always ship separately.