

WIRE BASKET TRAY

Made of heavy-gauge zinc plated wire mesh, CER basket tray is ideal for your commercial or industrial cable management project.

A full range of cable tray sizes, hardware and accessories are available to accommodate even the most complex cable tray layout easily and affordably.

Electrical and communications contractors, engineers and architects depend on CER for quality cable management products. Please contact us for further information on basket tray including technical data and pricing.

- Simple easy installation
- Fewer parts than conventional cable tray
- Less complex installation
- Lower costs in labour and material
- Most sizes available from stock

CER Wire Basket Tray is constructed using high quality carbon steel wire, welded and formed to make a rigid wire mesh cable management system.

Standard finish is zinc chromate electro-plating. Hot Dip Galvanizing and Polyester Powder Coating are also available.

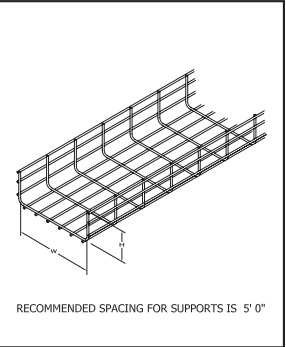
Standard mesh pattern is 2" x 4"

Tray length 10 feet.

Standard tray widths and heights are shown on page 2. Other sizes available upon request.

STRAIGHT BASKET TRAY SECTIONS

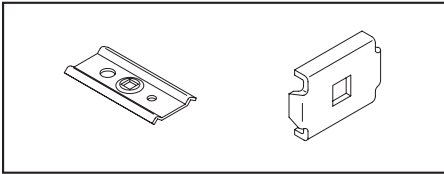
PART NUMBER	"H" HEIGHT (in)	NOMINAL "W" WIDTH (in)	LONGITUDINAL WIRE DIA (mm)	TRANSVERSE WIRE DIA (mm)
BT2-4	2	4	5.0	5.0
BT2-6	2	6	5.0	5.0
BT2-8	2	8	5.0	5.0
BT2-10	2	10	5.0	5.0
BT2-12	2	12	5.0	5.0
BT2-14	2	14	5.0	5.0
BT2-16	2	16	5.0	5.0
BT2-18	2	18	5.0	5.0
BT2-20	2	20	5.0	5.0
BT2-22	2	22	6.0	5.0
BT2-24	2	24	6.0	5.0
BT4-4	4	4	6.0	5.0
BT4-6	4	6	6.0	5.0
BT4-8	4	8	6.0	5.0
BT4-10	4	10	6.0	5.0
BT4-12	4	12	6.0	5.0
BT4-14	4	14	6.0	5.0
BT4-16	4	16	6.0	5.0
BT4-18	4	18	6.0	5.0
BT4-20	4	20	6.0	5.0
BT4-22	4	22	6.0	5.0
BT4-24	4	24	6.0	5.0
BT4-28	4	28	6.0	5.0
BT6-8	6	8	6.0	5.0
BT6-10	6	10	6.0	5.0
BT6-12	6	12	6.0	5.0
BT6-16	6	16	6.0	5.0
BT6-18	6	18	6.0	5.0
BT6-20	6	20	6.0	5.0
BT6-24	6	24	6.0	5.0



The appropriate number of BTC coupling sets and BBJ base connection kits with hardware are supplied with each section of wire basket tray.

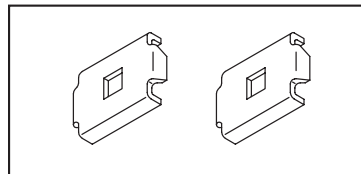
BTC COUPLING ASSEMBLY

One set with hardware supplied with each section of tray



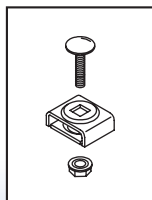
BBJ BASE CONNECTION KIT ASSEMBLY

Appropriate Quantities with hardware to connect straight sections of tray base included with each section of tray.



BTF FITTING CLIP ASSEMBLY

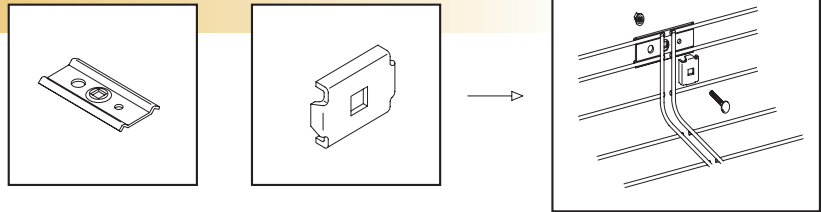
Used to construct Elbows & Tees
See fitting chart for ordering instructions



ASSEMBLY INSTRUCTIONS FOR STRAIGHT LENGTHS OF TRAY

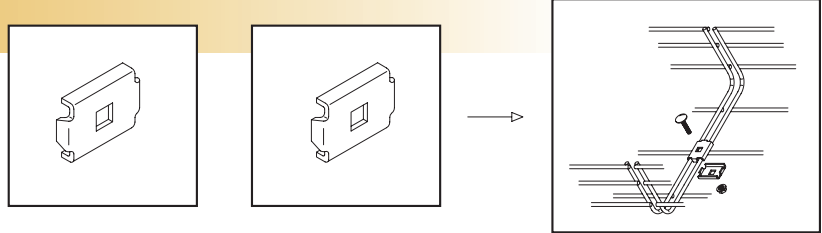
SIDE WALL CONNECTION

Use BTC coupling assembly



BASE CONNECTION

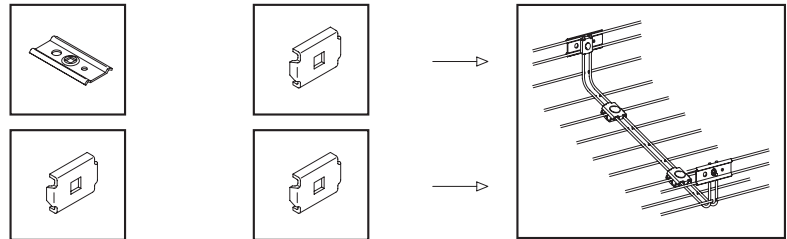
Use BBJ connection kit



NOTE:

CER couplings provide a tray splice which is stronger than the actual tray. This allows for placement of couplings at any point in support span.

A few modular components allow quick and easy coupling of all tray sizes.



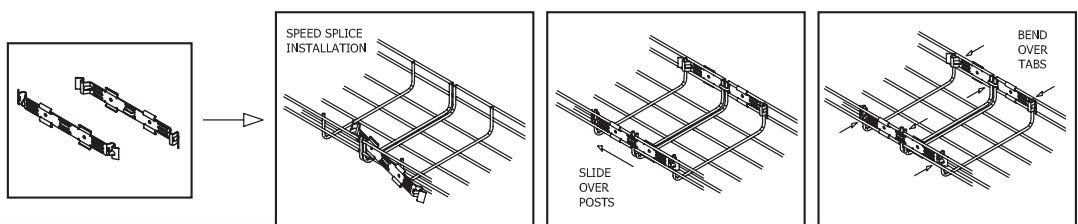
COUPLING INSTALLATION HARDWARE SUPPLIED

Cable Tray Width	Qty of BTC couplings	Qty of BBJ bases	Qty of 1/4" Bolt & Nut
4"	2	2	3
6"	2	2	3
8"	2	2	3
10"	2	2	3
12"	2	2	3
14"	2	4	4
16"	2	4	4
18"	2	6	5
20"	2	6	5
22"	2	8	6
24"	2	8	6

OPTIONAL COUPLING METHOD

BT-QC SPEED SPLICE

Snap on speed splice can be ordered for a quick and easy coupling Installation using no special tools or hardware.

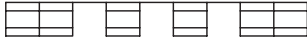


HORIZONTAL 90 RADIUSED ELBOW CONSTRUCTION

Bends are easily constructed by cutting the bottom and side wires using the cutting patterns shown below

Ordering instructions for the fitting clips used to join the cut tray sections shown the part numbers and quantity of clip assemblies included for each item.

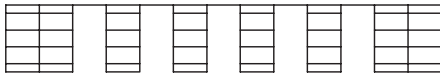
4" WIDTH



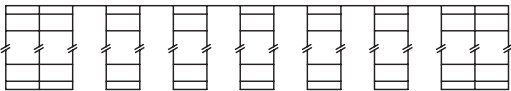
6" WIDTH



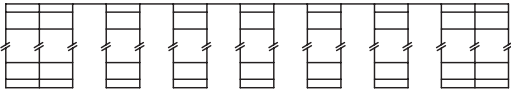
8" WIDTH



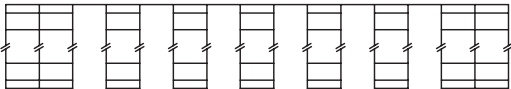
10" WIDTH



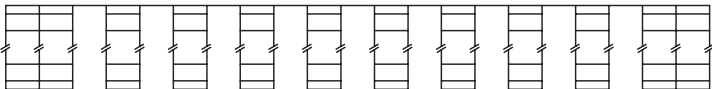
12" WIDTH



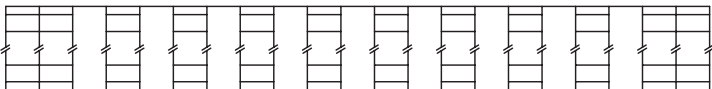
14" WIDTH



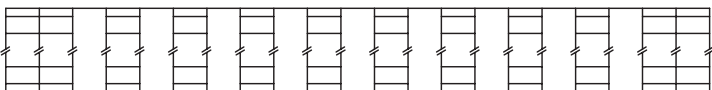
16" WIDTH



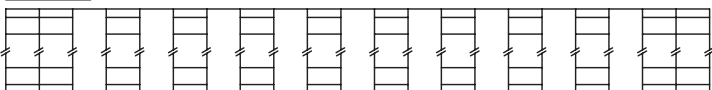
18" WIDTH



20" WIDTH



22" WIDTH

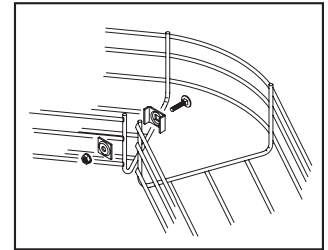



24" WIDTH

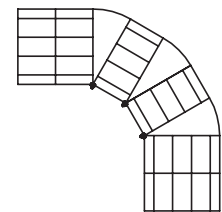


RADIUSED BEND HARDWARE KITS

Part #	Tray Width	QTY of BTF Assys Included	Bend Radius
BT-H90-4	4"	1	-
BT-H90-6	6"	2	6"
BT-H90-8	8"	4	12"
BT-H90-10	10"	6	20"
BT-H90-12	12"	6	20"
BT-H90-14	14"	6	20"
BT-H90-16	16"	8	24"
BT-H90-18	18"	8	24"
BT-H90-20	20"	9	28"
BT-H90-22	22"	9	28"
BT-H90-24	24"	10	30"



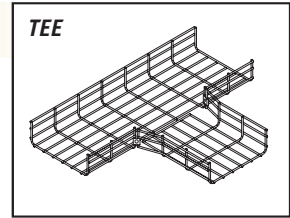
90° HORIZONTAL ELBOW (RADIUS CORNER)



FITTING CONSTRUCTION

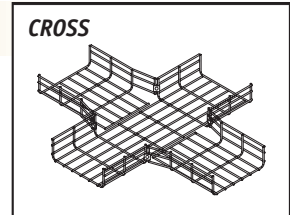
TEE FITTING HARDWARE KIT

BT-T Tee kit (2 BTF assemblies)



CROSS FITTING HARDWARE KIT

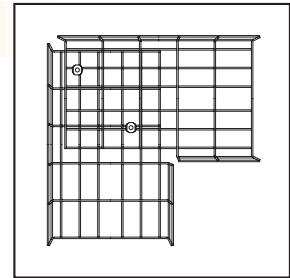
BT-X Cross kit (4 BTF assemblies)



NON RADIUSED BENDS

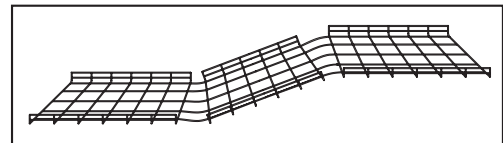
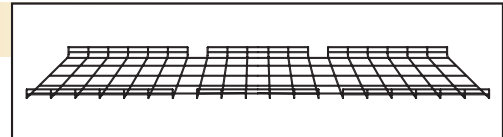
A simple and inexpensive method of creating 90° directional changes in tray

NON-RADIUSED BEND HARDWARE KITS					
Part #	Tray Width	QTY of BBJ Assys Included	Part #	Tray Width	QTY of BBJ Assys Included
BT-S90-4	4"	1	BT-S90-16	16"	2
BT-S90-6	6"	1	BT-S90-18	18"	2
BT-S90-8	8"	1	BT-S90-20	20"	3
BT-S90-10	10"	2	BT-S90-22	22"	3
BT-S90-12	12"	2	BT-S90-24	24"	3
BT-S90-14	14"	2			



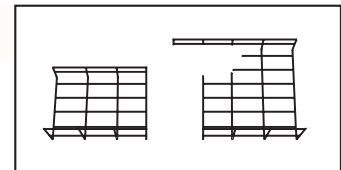
VERTICAL OFFSETS

Vertical elevations changes can be achieved with out hardware. Simply cut tray section in desired location and bend.



REDUCER

Reducers can easily be made joining tray of different widths

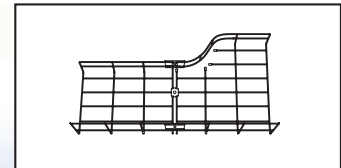


REDUCER KITS

BT-R reducer kit

Contains 2 BTC coupling kits

And 2 BBJ base connection kits

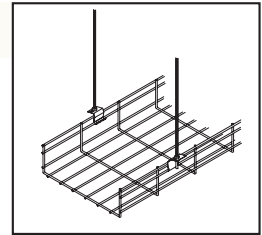
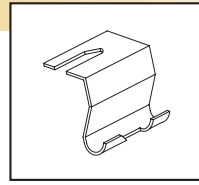


HANGING ACCESSORIES

TRAPEZE CLIP

BT-TRZ

Trapeze hanger for easy hanging of tray system.
(3/8" threaded rod by others)



CENTRE HUNG TRAY

BT-4CH 4"

BT-6CH 6"

BT-8CH 8"

BT-10CH 10"

BT-12CH 12"

BT-14CH 14"

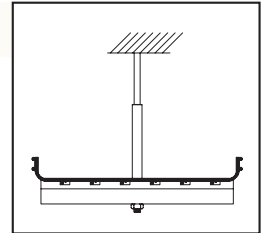
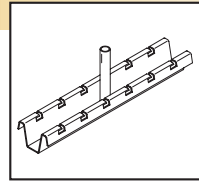
BT-16CH 16"

BT-18CH 18"

BT-20CH 20"

BT-22CH 22"

BT-24CH 24"



TRAPEZE HANGERS

BT-4TH 4"

BT-6TH 6"

BT-8TH 8"

BT-10TH 10"

BT-12TH 12"

BT-14TH 14"

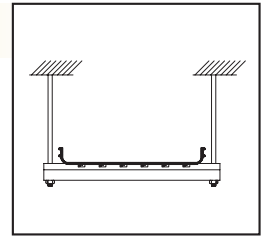
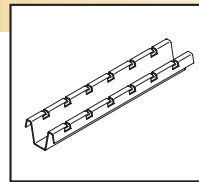
BT-16TH 16"

BT-18TH 18"

BT-20TH 20"

BT-22TH 22"

BT-24TH 24"



WALL BRACKETS

BT-4WB 4"

BT-6WB 6"

BT-8WB 8"

BT-10WB 10"

BT-12WB 12"

BT-14WB 14"

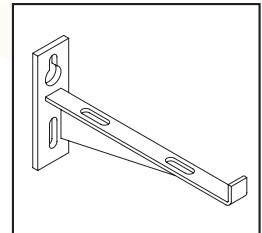
BT-16WB 16"

BT-18WB 18"

BT-20WB 20"

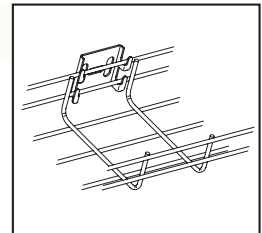
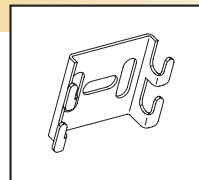
BT-22WB 22"

BT-24WB 24"



WALL ATTACHMENT BRACKET

Attaches 2" tray to wall.
Crimp legs to attach to tray
No screws required
Also attaches boxes to tray



UNDERFLOOR SUPPORT

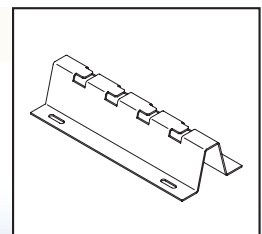
UNDERFLOOR SUPPORT STAND

Available in 3", 4" and 6" heights

BT-FS3-4 3" high stand for 4" wide tray

Change 3 to 4 or 6 for greater heights

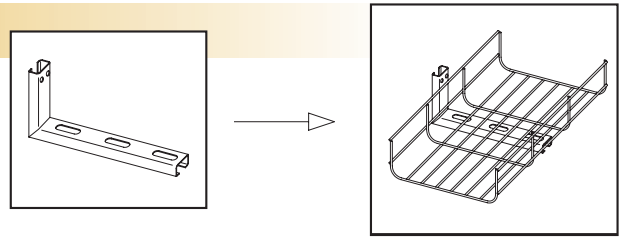
Change last digit for appropriate tray width



CANTILEVER SUPPORT

Cantilever support for use under access floors

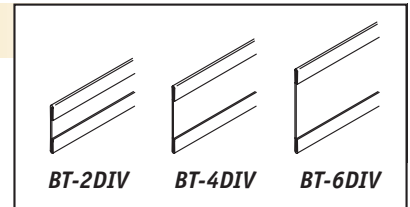
- BT-CL-4 for 4"
- BT-CL-6 for 6"
- BT-CL-8 for 8"
- BT-CL-10 for 10"
- BT-CL-12 for 12"
- BT-CL-14 for 14"
- BT-CL-16 for 16"
- BT-CL-18 for 18"
- BT-CL-20 for 20"
- BT-CL-22 for 22"
- BT-CL-24 for 24"



DIVIDING ACCESSORIES

DIVIDER STRIP

- BT-2DIV Divider Strip for 2" high tray
- BT-4DIV Divider Strip for 4" high tray
- BT-6DIV Divider Strip for 6" high tray

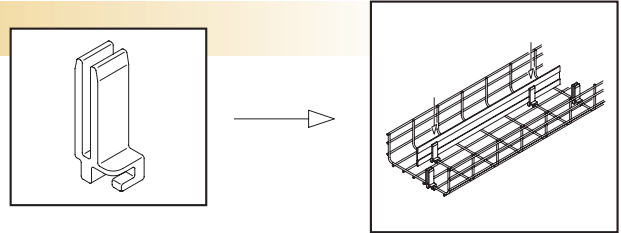


DIVIDER CLIP

BT-DV DIVIDER CLIP

Clip for attachment of Divider.

- For 2" high tray use 3 clips per 10 ft. pc. of divider.
- For 4" high tray use 4 clips per 10 ft. pc. of divider.
- For 6" high tray use 4 clips per 10 ft. pc. of divider.



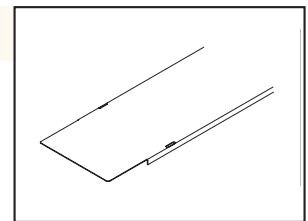
COVERS and COVER ACCESSORIES

SOLID TRAY COVER

Protects tray contents from dirt & debris. Supplied in 10 foot lengths.

Cable tray width	Part Number
4"	BT-CVR4
6"	BT-CVR6
8"	BT-CVR8
10"	BT-CVR10
12"	BT-CVR12
14"	BT-CVR14

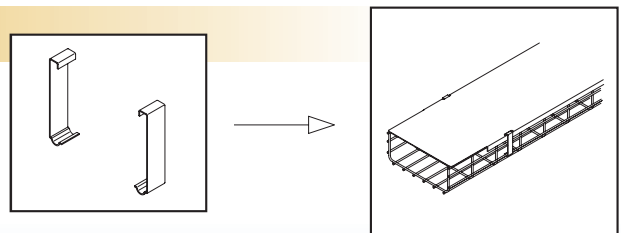
Cable tray width	Part Number
16"	BT-CVR16
18"	BT-CVR18
20"	BT-CVR20
22"	BT-CVR22
24"	BT-CVR24



COVER HOLD DOWN CLIP

Snap on cover hold down clip
4 required per tray cover

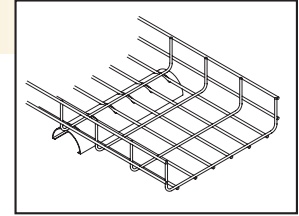
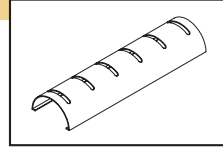
- BT-CCLP-2 Clip for 2" high tray
- BT-CCLP-4 Clip for 4" high tray
- BT-CCLP-6 Clip for 6" high tray



DROP OUTS

RADIUSED DROP OUTS

Radiused drop out eliminates sharp bends.
Attaches quickly without fasteners.

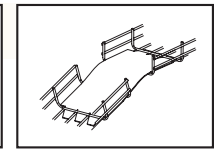
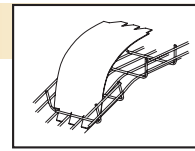
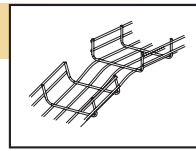
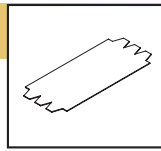


Cable tray width	Part Number
4"	BT-D04
6"	BT-D06
8"	BT-D08
10"	BT-D010
12"	BT-D012
14"	BT-D014

Cable tray width	Part Number
16"	BT-D016
18"	BT-D018
20"	BT-D020
22"	BT-D022
24"	BT-D024

BEND PLATES

Bend plates provide smooth surface for changes in Vertical direction



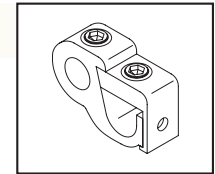
Cable tray width	Part Number
4"	BT-BP4
6"	BT-BP6
8"	BT-BP8
10"	BT-BP10
12"	BT-BP12
14"	BT-BP14

Cable tray width	Part Number
16"	BT-BP16
18"	BT-BP18
20"	BT-BP20
22"	BT-BP22
24"	BT-BP24

GROUND LUG

BT-GRND Ground Lug

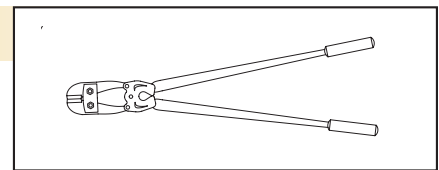
Attaches ground wire directly to tray
No hardware is required.



BOLT CUTTER

BT-BCR

Bolt cutter for cutting tray sections



PLASTIC PROTECTOR CAPS

BT-CP1 Cap for 5mm dia. wires

BT-CP2 Cap for 6mm dia. wires

Protects wires from sharp edges due to irregular cuts.
Sold in packages of 100 pcs.

