

# P14LR

## Recessed LED IC panel

1'x4', 2'x2', 2'x4'

Project: \_\_\_\_\_  
 Type: \_\_\_\_\_  
 Catalogue #: \_\_\_\_\_  
 Drawn by: \_\_\_\_\_  
 Date: \_\_\_\_\_

P14LR is a series of energy-saving, super bright and environmentally friendly panel lights. The beam was designed with a wide angle to help provide a uniform light output making it comfortable to the eye and an ideal replacement for fluorescent fixtures in offices, schools and a variety of other commercial or industrial applications. Designed for insulated ceiling applications for general and task lighting.

### FEATURES AND SPECIFICATIONS

#### CONSTRUCTION

##### Housing and finishing

Frame is made of aluminum with a white finish.  
 Comes complete with earthquake clips.

##### Mounting

Recessed inverted T-Bar ceilings, grid mount. Dry wall and surface kits available as options.

#### ELECTRICAL

120-277V and 120-347V electronic driver with 0-10V dimming standard. Long life LED that provide 80+ CRI, standard in 4000K (for other colour temperatures, please consult factory). Estimated lifespan of over 60,000 hours to L70. Colour consistency (SDCM) is 3 step MacAdam ellipse.

**Emergency back up available contact factory.**

#### Beams


- Beam angle: 120°
- Working temperature: -20°C ~ +45°C
- Storage temperature: -25°C ~ +65°C

#### COMPLIANCES

- DLC
- cULus
- cCSAus listed for damp location

### DIMENSIONS

#### TOP VIEW



#### SIDE VIEW



Dimensions	
1'x4'	47.75" x 11.81"
2'x2'	23.74" x 23.74"
2'x4'	47.75" x 23.74"



QUICKSHIP



LED



DIMMABLE



DAMP LOCATION



Not all products are qualified on the DLC QPL. To view our DLC qualified products, please consult the DLC Qualified Products List at [www.designlights.org/search](http://www.designlights.org/search).

### OVERVIEW

Light source	LED
Wattage	40W - 60W
Lumens	4513lm - 6900lm
lm/W	105lm/W - 119lm/W
Colour temperature	3000K, 3500K, 4000K, 5000K
CRI	80+
Weight	1x4: 11.5 lbs, 2x2: 11 lbs, 2x4: 20 lbs



This warranty is conditioned upon proper installation, use and maintenance.

## QUICK SHIP ORDERING GUIDE

Part number	Wattage	Lumens	Voltage	Colour temperature	LM/W	PF	CRI	THD	Stocking SKU
P14LR-1LA2-2/30K	45W	5032	120-277V	3000K	111lm/W	0.901	80+	21%	●
P14LR-1LA2-2/35K	45W	4950	120-277V	3500K	110lm/W	0.901	80+	21%	●
P14LR-1LA2-2/40K	45W	5175	120-277V	4000K	115lm/W	0.901	80+	21%	●
P14LR-1LA2-2/50K	45W	5175	120-277V	5000K	115lm/W	0.900	80+	21%	●
P14LR-2LA2-2/30K	45W	4899	120-277V	3000K	108lm/W	0.901	80+	21%	●
P14LR-2LA2-2/35K	45W	4950	120-277V	3500K	110lm/W	0.901	80+	21%	●
P14LR-2LA2-2/40K	45W	5175	120-277V	4000K	115lm/W	0.901	80+	21%	●
P14LR-2LA2-2/50K	45W	5175	120-277V	5000K	115lm/W	0.901	80+	20%	●
P14LR-4LA1-2/30K	60W	6446	120-277V	3000K	105lm/W	0.903	80+	19%	●
P14LR-4LA1-2/35K	60W	6600	120-277V	3500K	105lm/W	0.903	80+	19%	●
P14LR-4LA1-2/40K	60W	6600	120-277V	4000K	110lm/W	0.903	80+	19%	●
P14LR-4LA1-2/50K	60W	6900	120-277V	5000K	110lm/W	0.901	80+	19%	●
<hr/>									
P14LR-1LA2-32/30K	40W	4513	120-347V	3000K	111lm/W	0.901	80+	17%	●
P14LR-1LA2-32/35K	40W	4400	120-347V	3500K	110lm/W	0.900	80+	17%	●
P14LR-1LA2-32/40K	40W	4400	120-347V	4000K	110lm/W	0.900	80+	17%	●
P14LR-1LA2-32/50K	40W	4400	120-347V	5000K	110lm/W	0.900	80+	19%	●
P14LR-2LA2-32/30K	40W	4572	120-347V	3000K	119lm/W	0.917	80+	18%	●
P14LR-2LA2-32/35K	40W	4400	120-347V	3500K	110lm/W	0.937	80+	15%	●
P14LR-2LA2-32/40K	40W	4600	120-347V	4000K	115lm/W	0.937	80+	15%	●
P14LR-2LA2-32/50K	40W	4600	120-347V	5000K	115lm/W	0.935	80+	15%	●
P14LR-4LA1-32/30K	60W	6747	120-347V	3000K	111lm/W	0.900	80+	18%	●
P14LR-4LA1-32/35K	60W	6600	120-347V	3500K	110lm/W	0.900	80+	18%	●
P14LR-4LA1-32/40K	60W	6600	120-347V	4000K	110lm/W	0.900	80+	18%	●
P14LR-4LA1-32/50K	60W	6600	120-347V	5000K	110lm/W	0.900	80+	18%	●

### Comments

Product availability is subject to change without notice. Please contact your AimLite customer service representative to confirm inventory levels at time of order.

## LUMEN AND SPECIFICATION CHART

General specifications									Lumen maintenance			
Package	Input voltage (V)	LED current (mA)	System power (W)	Lumens	LM/W	CCT	CRI	PF	THD	Reported L70	Calculated TM21 @ 55°C	LM80 @ (Hrs)
P14LR-1LA2-2/30K	120-277V	451-219mA	45.27W	5032.1	111.16 lm/W	2987K	83.2	0.9011 (90.11%)	17.23%	>60,000	110,000	10,000
P14LR-1LA2-2/35K	120-277V	451-219mA	45W	4950	110 lm/W	3500K	83.2	0.9 (90%)	17.23%	>60,000	110,000	10,000
P14LR-1LA2-2/40K	120-277V	451-219mA	45W	5175	115 lm/W	4000K	83.2	0.9 (90%)	17.23%	>60,000	110,000	10,000
P14LR-1LA2-2/50K	120-277V	451-219mA	45W	5175	115 lm/W	5000K	82.8	0.9 (90%)	18.62%	>60,000	110,000	10,000
P14LR-2LA2-2/30K	120-277V	430-210mA	45.18W	4899.3	108.44 lm/W	2912K	81.7	0.9166 (91.66%)	18.03%	>60,000	110,000	10,000
P14LR-2LA2-2/35K	120-277V	430-210mA	45W	4950	110 lm/W	3500K	81.7	0.9366 (93.66%)	15.03%	>60,000	110,000	10,000
P14LR-2LA2-2/40K	120-277V	430-210mA	45W	5175	115 lm/W	4000K	81.7	0.9366 (93.66%)	15.03%	>60,000	110,000	10,000
P14LR-2LA2-2/50K	120-277V	430-210mA	45W	5175	115 lm/W	5000K	82.7	0.9353 (93.53%)	15.11%	>60,000	110,000	10,000
P14LR-4LA1-2/30K	120-277V	576-274mA	61.33W	6446	105.1 lm/W	3035K	83.8	0.9026 (90.26%)	18.62%	>60,000	110,000	10,000
P14LR-4LA1-2/35K	120-277V	576-274mA	60W	6300	105 lm/W	3500K	83.8	0.9026 (90.26%)	18.62%	>60,000	110,000	10,000
P14LR-4LA1-2/40K	120-277V	576-274mA	60W	6600	110 lm/W	4000K	83.8	0.9026 (90.26%)	18.62%	>60,000	110,000	10,000
P14LR-4LA1-2/50K	120-277V	576-274mA	60W	6600	110 lm/W	5000K	83.7	0.9011 (90.11%)	18.70%	>60,000	110,000	10,000
P14LR-1LA2-32/30K	120-347V	988-990mA	40.63W	4513	111.8 lm/W	3105K	84	0.901 (90.1%)	17.23%	>60,000	110,000	10,000
P14LR-1LA2-32/35K	120-347V	988-990mA	40W	4400	110 lm/W	3500K	84	0.9 (90%)	17.23%	>60,000	110,000	10,000
P14LR-1LA2-32/40K	120-347V	988-990mA	40W	4400	110 lm/W	4000K	84	0.9 (90%)	17.23%	>60,000	110,000	10,000
P14LR-1LA2-32/50K	120-347V	988-990mA	40W	4400	110 lm/W	5000K	83.2	0.9 (90%)	18.62%	>60,000	110,000	10,000
P14LR-2LA2-32/30K	120-347V	982-985mA	38.46W	4572	118.88 lm/W	2981K	82.9	0.9166 (91.66%)	18.03%	>60,000	110,000	10,000
P14LR-2LA2-32/35K	120-347V	982-985mA	40W	4400	110 lm/W	3500K	82.9	0.9366 (93.66%)	15.03%	>60,000	110,000	10,000
P14LR-2LA2-32/40K	120-347V	982-985mA	40W	4600	115 lm/W	4000K	82.9	0.9366 (93.66%)	15.03%	>60,000	110,000	10,000
P14LR-2LA2-32/50K	120-347V	982-985mA	40W	4600	115 lm/W	5000K	83.9	0.9353 (93.53%)	15.11%	>60,000	110,000	10,000
P14LR-4LA1-32/30K	120-347V	1497-1504mA	60.78W	6747	111.01 lm/W	3154K	84	0.8997 (89.97%)	18.45%	>60,000	110,000	10,000
P14LR-4LA1-32/35K	120-347V	1497-1504mA	60W	6600	110 lm/W	3500K	84	0.9 (90%)	18.45%	>60,000	110,000	10,000
P14LR-4LA1-32/40K	120-347V	1497-1504mA	60W	6600	110 lm/W	4000K	84	0.9 (90%)	18.45%	>60,000	110,000	10,000
P14LR-4LA1-32/50K	120-347V	1497-1504mA	60W	6600	110 lm/W	5000K	82.7	0.9 (90%)	18.20%	>60,000	110,000	10,000

### TM21 TABLE

Time (t) at which to estimate lumen maintenance (hours)	110,000
Lumen maintenance at time (t) (%)	70.57%
Calculated L70 (hours)	110,000
Reported L70 (hours)	>60,000

### ACCESSORIES (order separately)

<b>PF-DWK-1X4</b>	Dry wall kit for 1'x4'
<b>PF-DWK-2X2</b>	Dry wall kit for 2'x2'
<b>PF-DWK-2X4</b>	Dry wall kit for 2'x4'
<b>CAS896-1</b>	Surface kit for 1'x4'
<b>CAS896-2</b>	Surface kit for 2'x2'
<b>CAS896-4</b>	Surface kit for 2'x4'
<b>KIT-ACC-10-DIM-UNI</b>	10' Suspension cable kit with canopy and dimming wire
<b>KIT-ACC-10-UNI</b>	10' Suspension cable kit with canopy (no dimming)
<b>KIT-AC-10-UNI</b>	10' Suspension aviation cable (no canopy, no dimming)

# P14LR - Art Option

Transform your LED panel into a versatile advertising and signage solution by adding a branded graphic film to promote your brand. Fill the mounting table, the quantity required and the panel's characteristics on the product guide.



## MOUNTING

### RECESSED (standard)



T-bar or drywall

### SUSPENDED (adjustable height)



Horizontal Vertical portrait Vertical landscape

### SURFACE



Vertical portrait Vertical landscape

Suspension kit:  
Aviation cable and power cable

Mounting	
1 - Recessed	Blank
2 - Suspended	H - Horizontal (ceiling)
	VP - Vertical portrait
	VL - Vertical landscape
3 - Surface	VP - Vertical portrait
	VL - Vertical landscape

Quantity

## DIMENSIONS

1' x 4'



2' x 2'



2' x 4'



Dimensions	
1'x4'	47.75" x 11.81"
2'x2'	23.74" x 23.74"
2'x4'	47.75" x 23.74"

## ORDERING GUIDE

Series	Size	Lumen package delivered*	Voltage	Colour temperature	Options
P14LR	1 - 1'x4'	LA2 - 5032 lm (45W)	2 - 120-277V 32 - 120-347V	30K - 3000K	ART - Artwork
	2 - 2'x2'	LA2 - 4899 lm (45W)		35K - 3500K	
	3 - 2'x4'	LA1 - 6446 lm (60W)		40K - 4000K (standard) 50K - 5000K	

\* Approximate lumens at 3000K - 120-277V. Please consult IES files for details.

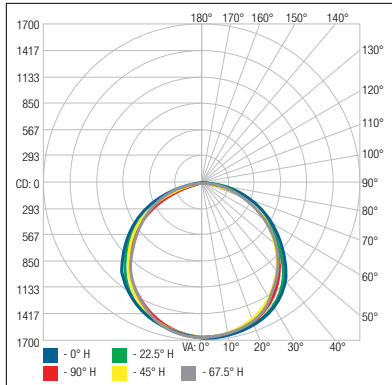


This warranty is conditioned upon proper installation, use and maintenance.

## PHOTOMETRIC DATA

### P14LR-1LA2-2-30K • 5031.6 lm

#### Polar candela distribution



#### Zonal lumen summary

Zone	Lumens	Lamp %	% Fixture
0-30	1302.4	25.9%	25.9%
0-40	2157.0	42.9%	42.9%
0-60	3893.5	77.4%	77.4%
60-90	1134.8	22.6%	22.6%
70-100	493.1	9.8%	9.8%
90-120	1.2	0%	0%
0-90	5028.3	99.9%	99.9%
90-180	3.3	0.1%	0.1%
0-180	5031.6	100%	100%

#### Illuminance at a distance

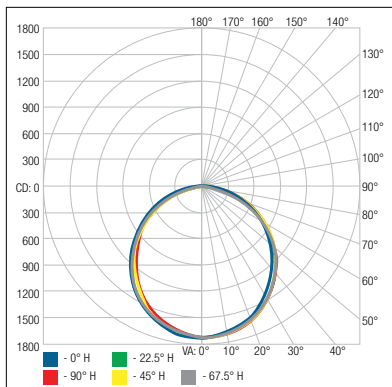
Center beam fc	Beam width
1.7'	571 fc
3.3'	152 fc
5.0'	66.0 fc
6.7'	36.8 fc
8.3'	24.0 fc
10.0'	16.5 fc

Beam width	Beam width
5.9'	5.3'
11.5'	10.2'
17.5'	15.4'
23.4'	20.7'
29.0'	25.6'
34.9'	30.9'

■ Vert. spread: 120.4°  
■ Horiz. spread: 114.1°

### P14LR-2LA2-2-30K • 4898.5 lm

#### Polar candela distribution



#### Zonal lumen summary

Zone	Lumens	Lamp %	% Fixture
0-30	1328.5	27.1%	27.1%
0-40	2173.7	44.4%	44.4%
0-60	3840.7	78.4%	78.4%
60-90	1055.4	21.5%	21.5%
70-100	448.7	9.2%	9.2%
90-120	0.4	0%	0%
0-90	4896.1	99.9%	100%
90-180	2.4	0%	0%
0-180	4898.5	100%	100%

#### Illuminance at a distance

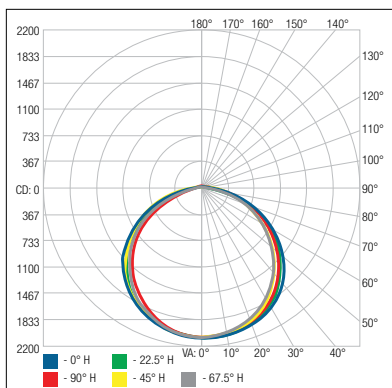
Center beam fc	Beam width
1.7'	593 fc
3.3'	157 fc
5.0'	68.6 fc
6.7'	38.2 fc
8.3'	24.9 fc
10.0'	17.1 fc

Beam width	Beam width
5.1'	5.0'
9.9'	9.8'
14.9'	14.8'
20.0'	19.9'
24.8'	24.6'
29.9'	29.8'

■ Vert. spread: 112.4°  
■ Horiz. spread: 112.0°

### P14LR-4LA1-2-30K • 6445.4 lm

#### Polar candela distribution



#### Zonal lumen summary

Zone	Lumens	Lamp %	% Fixture
0-30	1661.2	25.8%	25.8%
0-40	2754.3	42.7%	42.7%
0-60	4984.2	77.3%	77.3%
60-90	1458.4	22.6%	22.6%
70-100	631.3	9.8%	9.8%
90-120	0.8	0%	0%
0-90	6442.6	99.9%	100%
90-180	2.7	0%	0%
0-180	6445.4	100%	100%

#### Illuminance at a distance

Center beam fc	Beam width
1.7'	728 fc
3.3'	193 fc
5.0'	84.1 fc
6.7'	46.8 fc
8.3'	30.5 fc
10.0'	21.0 fc

Beam width	Beam width
6.0'	5.4'
11.7'	10.4'
17.7'	15.8'
23.7'	21.1'
29.3'	26.1'
35.5'	31.5'

■ Vert. spread: 121.0°  
■ Horiz. spread: 115.2°

All products are subject to change or may be discontinued any time without notice.