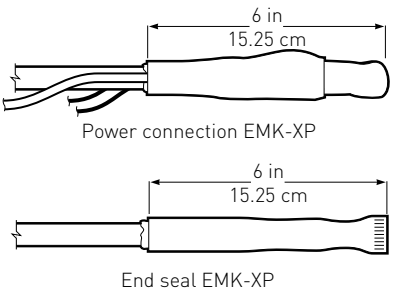
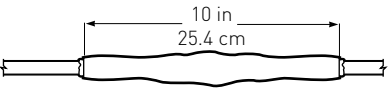


Raychem ELECTROMELT

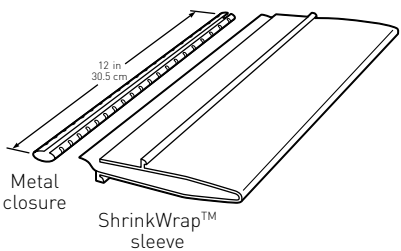
CONNECTION KITS AND ACCESSORIES


CONNECTION KITS

Catalog number	Part number	Description
EMK-XP	579519-000	The power connection and end seal kit is a water-resistant electrical assembly that is sealed with a proprietary adhesive and protected by a crosslinked, modified polyolefin heat-shrinkable tube.
		<p>Storage temperature: -40°F to 140°F (-40°C to 60°C) Minimum installation temperature: 0°F (-18°C) Power connection wire range: 14 to 4 AWG Voltage rating: 600 V Packaging: One power connection and one end seal per box Shipping weight: 0.4 lb (182 g)</p>

EMK-XS	356667-000	The splice kit is a water-resistant electrical assembly that is sealed with a proprietary adhesive and protected by a crosslinked, modified polyolefin heat-shrinkable tube.
		<p>Storage temperature: -40°F to 140°F (-40°C to 60°C) Minimum installation temperature: 0°F (-18°C) Voltage rating: 600 V Packaging: One splice kit per box Shipping weight: 0.2 lb (91 g)</p>

ACCESSORIES

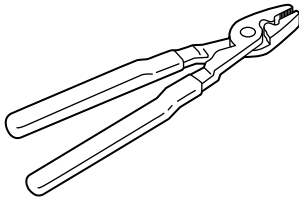
Catalog number	Part number	Description
EMK-XJR	693647-000	The jacket repair kit is a heat-shrinkable wrap-around sleeve for covering a damaged outer jacket. The repair sleeve is adhesive-lined and comes with a removable metal closure.
		<p>Nominal length: 12 in (30.5 cm) Packaging: One repair sleeve per kit Shipping weight: 0.8 lb (365 g)</p>

EMK-XCT	906441-000	The nylon cable ties are seven-inch nylon industrial cable ties.
		<p>Manufacturer: Panduit Model number: PLT2S-C Length: 7-3/8" ± 1/2" (18.74 cm ± 1.25 cm) Width: 3/16" (0.48 cm) Packaging: 100 per pack Shipping weight: 0.5 lb (227 g)</p>

ELECTROMELT CONNECTION KITS AND ACCESSORIES

ACCESSORIES

Catalog number	Part number	Description
EMK-XT	980631-000	The crimping tool is the correct size for the crimps in the connection kit.

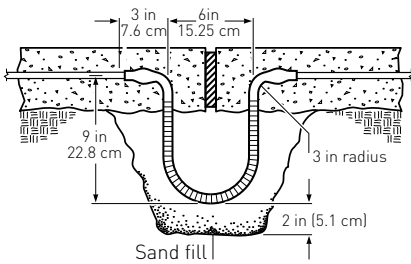


Manufacturer: Ideal
 Model number: 30-429
 Length: 10" (25.4 cm)
 Packaging: One per kit
 Shipping weight: 1.2 lbs (545 g)

SMCS	P000000659	Snow melt caution sign Dimensions 6 x 4 in (150 x 100 mm)
------	------------	--

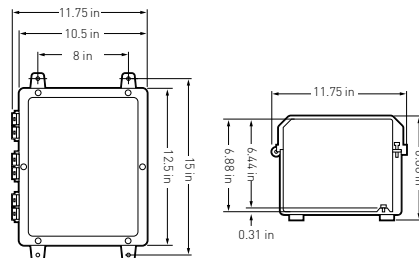
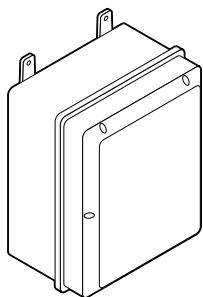


EMK-XEJ	472207-000	The expansion joint kit provides physical protection for the heating cable beneath slab joints. An expansion tube is used to form an expansion loop for the heating cable.
---------	------------	--



Storage temperature: -40°F to 140°F (-40°C to 60°C)
 Minimum installation temperature: 0°F (-18°C)
 Packaging: One expansion joint per kit
 Shipping weight: 0.3 lb (140 g)

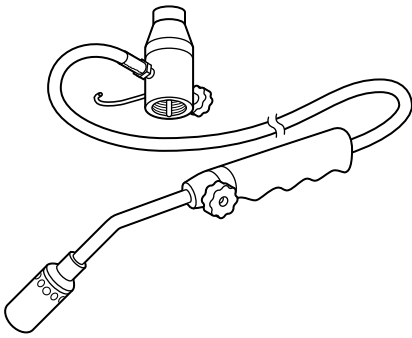
EMK-XJB	052577-000	The junction box is a large, UL Listed weatherproof enclosure suitable for terminating both ends of an ElectroMelt heating cable circuit. This junction box is large enough for 2 circuits of ElectroMelt heating cables. The enclosure is made of molded structural foam and provides high impact strength, excellent chemical resistance, high dielectric strength, and excellent weathering capabilities.
---------	------------	---



Manufacturer: Carlon, model CJ12106
 Inside dimensions: 12" x 10" x 6-7/8" (30.5 cm x 25.4 cm x 17.5 cm)
 Inside volume: 825 cubic inches (13528 cm³)
 Outside dimensions: 15-1/2" x 11-3/4" x 7-5/8" (39.4 cm x 29.85 cm x 19.37 cm)
 Temperature range: -40°F to 185°F (-40°C to 85°C)
 UL Standard: UL508
 NEMA rating: Types 1, 3, 3S, 3X, 3SX, 4, 4X, 12, 13 as indicated
 Packaging: One junction box per kit
 Shipping weight: 5.4 lbs (2.45 kg)

ACCESSORIES

Catalog number	Part number	Description
FH-2618A-1	357446-000	The propane torch is suitable for heat shrinking the connection kits. It includes a hose, a handle assembly, and comes equipped with a regulating valve.



Packaging: One per kit
Shipping weight: 5 lbs (2.27 kg)

APPROVALS



877Z De-icing and Snow-melting Equipment (for EM2-XR only)



The EM2-XR and EM3-XR heating cables are UL Listed and CSA Certified only when used with the appropriate agency-approved Pentair Thermal Management connection kits and accessories.

DESIGN AND INSTALLATION

For proper design and installation of an Electromelt connection kit, use the appropriate product design guide and the installation instructions included with the connection kit.

GROUND-FAULT PROTECTION

To minimize the danger of fire from sustained electrical arcing if the heating cable is damaged or improperly installed, and to comply with the requirements of Pentair Thermal Management, agency certifications, and national electrical codes, ground-fault equipment protection must be used on each heating cable branch circuit. Arcing may not be stopped by conventional circuit protection. Many Raychem control and monitoring systems meet the ground-fault protection requirement.



WWW.PENTAIRTHERMAL.COM

NORTH AMERICA

Tel: +1.800.545.6258
Fax: +1.800.527.5703
Tel: +1.650.216.1526
Fax: +1.650.474.7711
thermal.info@pentair.com

EUROPE, MIDDLE EAST, AFRICA

Tel: +32.16.213.511
Fax: +32.16.213.603
thermal.info@pentair.com

ASIA PACIFIC

Tel: +86.21.2412.1688
Fax: +86.21.5426.2937
cn.thermal.info@pentair.com

LATIN AMERICA

Tel: +1.713.868.4800
Fax: +1.713.868.2333
thermal.info@pentair.com

Pentair and ElectroMelt are owned by Pentair or its global affiliates. All other trademarks are the property of their respective owners. Pentair reserves the right to change specifications without prior notice.

© 2009–2015 Pentair.