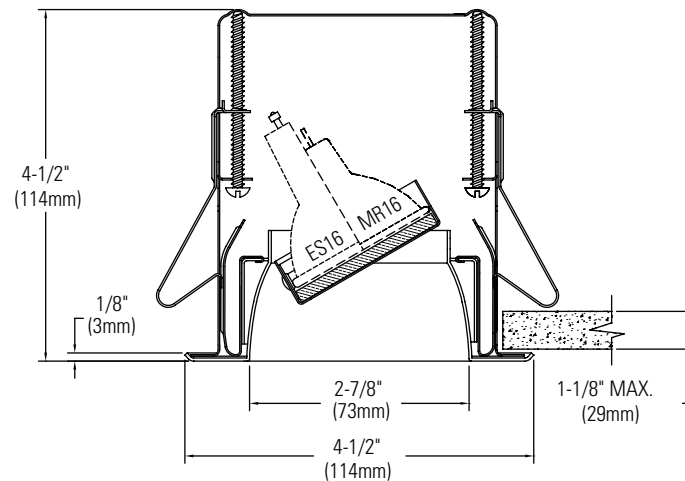


LytePoints 3 3/4", MR16 & ES/ESD16, Aperture Adjustable Premium Cone



Complete fixture consists of Reflector Trim & Frame-In Kit. Select each separately.

Reflector Trim		Frame-In Kit		Lamp
304ABPX	Antique Brass & Self Flange	Remodeler	300MRSPX	50W MR16
304STPX	Stainless Steel & Self Flange	Remodeler	3401MREX	50W MR16
		Remodeler	300ESX	50W ES/ESD16 (GZ10)
		Non-IC	302MRSPX	50W MR16
		Non-IC	302MREX	50W MR16
		Non-IC	302ESX	50W ES/ESD16 (GZ10)
		IC	302MRIC7SPX	50W MR16
		IC	302MRIC9SPX	50W MR16
		IC	302ESICX	50W ES/ESD16 (GZ10)
		Airseal / IC	302MRAICSPX	50W MR16
		Airseal / IC	302MRAICEX	50W MR16
		Airseal / IC	302ESAICX	50W ES/ESD16 (GZ10)

Features

- Housing:** 25ga galvanized steel.
- Residence Mounting Clip:** Factory-installed; zinc plated spring steel; free-hand installation.
- Inner Housing:** Cold rolled steel 22ga.
- Aperture Cone:** 18ga. hydroformed aluminum. Integral flange. Anodized finish.
- Adjustable Lampholder Support:** 27ga. steel; Rotates 358° horizontally and 0° to 35° vertically.
- Mounting Clips (2):** 24ga. spring steel, zinc plated. Provide easy snap-in / snap-out action.
- Lamp Guard:** 2" (51mm) dia. borosilicate glass.

Frame-In Kit

Note: For complete Frame-In Kit specifications, see 300 frame specification sheets.

Labels

CSA, UL Suitable for damp locations.

Job Information

Type:

Job Name:

Cat. No.:

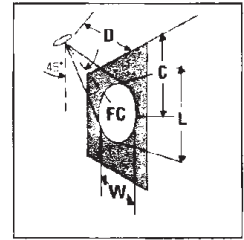
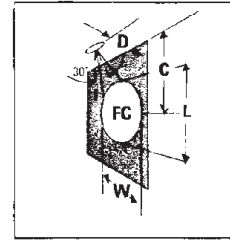
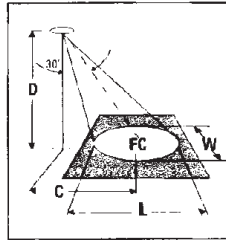
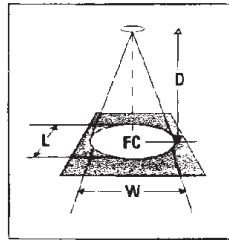
Lamp(s):

Notes:

LytePoints 3 3/4", MR16 & ES/ESD16, Aperture Adjustable Premium Cone

(FC) is initial footcandles at center of beam.
Beam length (L) and beam width (W) are to where the candlepower is reduced to 50% of center beam candlepower.
CBCP is center beam candlepower.
(C) is distance to the center of the beam.

Lamp data shown is typical, and is based on bare lamp photometrics. Contact lamp manufacturers for availability and performance.



Lamps	Beam Spread (to 50% CBCP)	CBCP	Rated Life (Hrs.)	0° AIMING ANGLE				30° AIMING ANGLE				30° AIMING ANGLE				45° AIMING ANGLE						
				D	FC	L	W	D	C	FC	L	W	D	C	FC	L	W	D	C	FC	L	W
MR-16 LOW VOLTAGE HALOGEN BI-PIN LAMPS																						
20W MR-16 VNSP (EZ)	7°	8200	3000	7'	167	0.9'	0.9'	6'	3.5'	148	1.0'	0.8'	2'	3.5'	256	1.0'	0.5'	4'	4.0'	181	1.0'	0.7'
				10'	82	1.2'	1.2'	9'	5.2'	66	1.5'	1.3'	3'	5.2'	114	1.5'	0.7'	6'	6.0'	81	1.5'	1.0'
				13'	49	1.6'	1.6'	12'	6.9'	37	2.0'	1.7'	4'	6.9'	64	2.0'	1.0'	8'	8.0'	45	2.0'	1.4'
				16'	32	2.0'	2.0'	15'	8.7'	24	2.3'	2.1'	5'	8.7'	41	2.5'	1.2'	10'	10.0'	29	2.5'	1.7'
20W MR-16 NSP (ESX)	13°	3600	3000	6'	100	1.4'	1.4'	5'	2.9'	94	1.5'	1.3'	2'	3.5'	113	1.9'	0.9'	3'	3.0'	141	1.4'	1.0'
				8'	56	1.8'	1.8'	7'	4.0'	48	2.1'	1.8'	3'	5.2'	50	2.8'	1.4'	5'	5.0'	51	2.3'	1.6'
				10'	36	2.3'	2.3'	9'	5.2'	23	2.7'	2.4'	4'	6.9'	28	3.8'	1.8'	7'	7.0'	26	3.2'	2.3'
				12'	25	2.7'	2.7'	11'	6.4'	19	3.4'	2.9'	5'	8.7'	18	4.7'	2.3'	9'	9.0'	16	4.2'	2.9'
20W MR-16 FL (BAB)	40°	525	4000	2'	131	1.5'	1.5'	2'	1.2'	85	2.0'	1.7'	1'	1.7'	66	4.8'	1.5'	2'	2.0'	46	3.4'	2.1'
				3'	58	2.2'	2.2'	3'	1.7'	38	3.0'	2.5'	2'	3.5'	16	9.7'	2.9'	3'	3.0'	21	5.0'	3.1'
				4'	33	2.9'	2.9'	4'	2.3'	21	4.1'	3.4'	3'	5.2'	7	14.5'	4.4'	4'	4.0'	12	6.7'	4.1'
				5'	21	3.3'	3.6'	5'	2.9'	14	5.1'	4.2'	4'	6.9'	4	19.3'	5.8'	5'	5.0'	7	8.4'	5.1'
35W MR-16 NSP (FRB)	12°	8700	4000	7'	178	1.5'	1.5'	6'	3.5'	157	1.7'	1.5'	2'	3.5'	272	1.7'	0.8'	4'	4.0'	192	1.7'	1.2'
				10'	87	2.1'	2.1'	9'	5.2'	70	2.5'	2.2'	3'	5.2'	121	2.6'	1.3'	6'	6.0'	85	2.6'	1.8'
				13'	51	2.7'	2.7'	12'	6.9'	39	3.4'	2.9'	4'	6.9'	68	3.5'	1.7'	8'	8.0'	48	3.4'	2.4'
				16'	34	3.4'	3.4'	15'	8.7'	25	4.2'	3.5'	5'	8.7'	44	4.3'	2.1'	10'	10.0'	31	4.3'	3.0'
35W MR-16 SP (FRA)	20°	3900	4000	6'	108	2.1'	2.1'	5'	2.9'	101	2.4'	2.0'	2'	3.5'	122	3.1'	1.4'	3'	3.0'	153	2.2'	1.5'
				8'	61	2.8'	2.8'	7'	4.0'	52	3.3'	2.8'	3'	5.2'	54	4.7'	2.1'	5'	5.0'	55	3.6'	2.5'
				10'	39	3.5'	3.5'	9'	5.2'	31	4.3'	3.7'	4'	6.9'	30	6.2'	2.8'	7'	7.0'	28	5.1'	3.5'
				12'	27	4.2'	4.2'	11'	6.4'	21	5.2'	4.5'	5'	8.7'	20	7.8'	3.5'	9'	9.0'	17	6.6'	4.5'
35W MR-16 FL (FMW)	40°	1600	4000	4'	100	2.9'	2.9'	3'	1.7'	115	3.0'	2.5'	1'	1.7'	200	4.8'	1.5'	3'	3.0'	63	5.0'	3.1'
				6'	44	4.4'	4.4'	5'	2.9'	42	5.1'	4.2'	2'	3.5'	50	9.7'	2.9'	4'	4.0'	35	6.7'	4.1'
				8'	25	5.8'	5.8'	7'	4.0'	21	7.1'	5.8'	3'	5.2'	22	14.5'	4.4'	5'	5.0'	23	8.4'	5.1'
				10'	16	7.3'	7.3'	9'	5.2'	13	9.1'	7.6'	4'	6.9'	13	19.3'	5.8'	6'	6.0'	16	10.1'	6.2'
37W MR-16 IR (KSP)	10°	11500	4000	6'	180	1.4'	1.4'	7'	4.0'	152	1.6'	1.4'	3'	5.2'	160	2.1'	1.0'	5'	5.0'	163	1.8'	1.2'
				12'	80	2.1'	2.1'	10'	5.8'	75	2.3'	2.0'	4'	6.9'	90	2.9'	1.4'	7'	7.0'	83	2.5'	1.7'
				16'	45	2.8'	2.8'	13'	7.5'	44	3.0'	2.8'	5'	8.7'	58	3.6'	1.7'	9'	9.0'	50	3.2'	2.2'
				20'	29	3.5'	3.5'	16'	9.2'	29	3.7'	3.2'	5'	10.4'	40	4.3'	2.1'	11'	11.0'	34	3.9'	2.7'
37W MR-16 IR (NFL)	25°	3500	4000	6'	97	2.7'	2.7'	5'	2.9'	91	3.0'	2.6'	2'	3.5'	109	4.2'	1.8'	3'	3.0'	137	2.8'	1.9'
				8'	55	3.5'	3.5'	7'	4.0'	46	4.2'	3.6'	3'	5.2'	49	6.2'	2.7'	5'	5.0'	49	4.7'	3.1'
				10'	35	4.4'	4.4'	9'	5.2'	28	5.4'	4.6'	4'	6.9'	27	8.3'	3.5'	7'	7.0'	25	6.5'	4.4'
				12'	24	5.3'	5.3'	11'	6.4'	19	6.6'	5.6'	5'	8.7'	18'	10.4'	4.4'	9'	9.0'	15	8.4'	5.6'
37W MR-16 IR (FL)	40°	2050	4000	4'	128	2.9'	2.9'	3'	1.7'	148	3.0'	2.5'	1'	1.7'	258	4.8'	1.5'	3'	3.0'	61	5.0'	3.1'
				6'	57	4.4'	4.4'	5'	2.9'	53	5.1'	4.2'	2'	3.5'	64	9.7'	2.9'	4'	4.0'	45	6.7'	4.1'
				8'	32	5.8'	5.8'	7'	4.0'	27	7.1'	5.9'	3'	5.2'	23	14.5'	4.4'	5'	5.0'	29	8.4'	5.1'
				10'	21	7.3'	7.3'	9'	5.2'	15	9.1'	7.6'	4'	6.9'	15	19.3'	5.8'	6'	6.0'	20	10.1'	6.2'
42W MR-16 VNSP (EZY)	9°	13,100	3500	8'	205	1.3'	1.3'	7'	4.0'	174	1.5'	1.3'	3'	5.2'	182	1.9'	0.9'	5'	5.0'	185	1.6'	1.1'
				12'	91	1.9'	1.9'	10'	5.8'	85	2.1'	1.8'	4'	6.9'	102	2.6'	1.3'	7'	7.0'	95	2.2'	1.5'
				16'	51	2.5'	2.5'	13'	7.5'	50	2.7'	2.4'	5'	8.7'	66	3.2'	1.5'	9'	9.0'	57	2.8'	2.0'
				20'	33	3.1'	3.1'	16'	9.2'	33	3.4'	2.9'	6'	10.4'	45	3.8'	1.9'	11'	11.0'	38	3.5'	2.4'
42W MR-16 NFL (EYS)	27°	2400	4000	4'	150	1.9'	1.9'	3'	1.7'	173	2.0'	1.7'	1'	1.7'	300	2.3'	1.0'	3'	3.0'	94	3.1'	2.0'
				6'	67	2.9'	2.9'	5'	2.9'	62	3.3'	2.8'	2'	3.5'	75	4.6'	1.9'	4'	4.0'	53	4.1'	2.7'
				8'	38	3.8'	3.8'	7'	4.0'	32	4.6'	3.9'	3'	5.2'	33	7.0'	2.9'	5'	5.0'	34	5.1'	3.4'
				10'	24	4.8'	4.8'	9'	5.2'	19	5.9'	5.0'	4'	6.9'	19	9.3'	3.6'	6'	6.0'	24	6.1'	4.1'



© 2013 Koninklijke Philips N.V. (Royal Philips). All rights reserved.
Specifications are subject to change without notice.
www.philips.com/luminaires

304PX 06/13

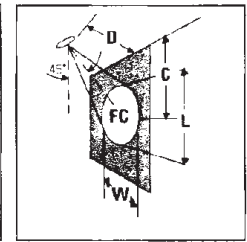
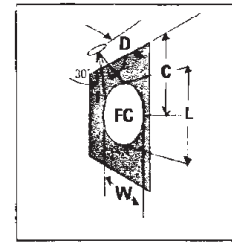
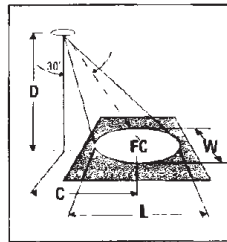
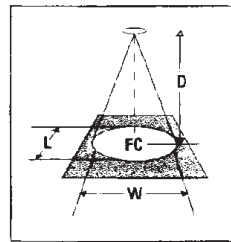
Philips Lighting Company
200 Franklin Square Drive
Somerset, NJ 08873
Phone: 855-486-2216

Philips Lighting Company
281 Hillmount Road
Markham ON, Canada L6C 2S3
Phone: 905-201-4100

LytePoints 3 3/4", MR16 & ES/ESD16, Aperture Adjustable Premium Cone

(FC) is initial footcandles at center of beam.
 Beam length (L) and beam width (W) are to
 where the candlepower is reduced to 50% of
 center beam candlepower.
 CBCP is center beam candlepower.
 (C) is distance to the center of the beam.

Lamp data shown is typical, and is based on bare
 lamp photometrics. Contact lamp manufacturers for
 availability and performance.



0° AIMING ANGLE

30° AIMING ANGLE

30° AIMING ANGLE

45° AIMING ANGLE

Lamps	Beam Spread (to 50% CBCP)	CBCP	Rated Life (Hrs.)	0° AIMING ANGLE				30° AIMING ANGLE					30° AIMING ANGLE					45° AIMING ANGLE				
				D	FC	L	W	D	C	FC	L	W	D	C	FC	L	W	D	C	FC	L	W
MR-16 LOW VOLTAGE HALOGEN BI-PIN LAMPS																						
50W MR-16 NSP (EXT)	14°	10,200	4000	8'	159	2.0'	2.0'	7'	4.0'	135	2.3'	2.0'	3'	5.2'	142	3.1'	1.5'	5'	5.0'	144	2.5'	1.7'
				12'	71	2.9'	2.9'	10'	5.8'	86	3.3'	2.8'	4'	6.9'	80	4.1'	2.0'	7'	7.0'	74	3.5'	2.4'
				15'	40	3.8'	3.9'	13'	7.5'	39	4.3'	3.7'	5'	8.7'	51	5.1'	2.5'	9'	9.0'	45	4.5'	3.1'
50W MR-16 NFL (EXZ)	27°	3400	4000	6'	94	2.9'	2.9'	5'	2.9'	88	3.3'	2.8'	2'	3.5'	106	4.6'	1.9'	3'	3.0'	134	3.1'	2.0'
				8'	53	3.8'	3.8'	7'	4.0'	45	4.6'	3.9'	3'	5.2'	47	7.0'	2.9'	5'	5.0'	48	5.1'	3.4'
				10'	34	4.8'	4.8'	9'	5.2'	27	5.9'	5.0'	4'	6.9'	27	9.3'	3.6'	7'	7.0'	25	7.1'	4.8'
50W MR-16 FL (EXN)	40°	1850	4000	4'	116	2.9'	2.9'	3'	1.7'	134	3.0'	2.5'	1'	1.7'	231	4.8'	1.5'	3'	3.0'	73	5.0'	3.1'
				6'	51	4.4'	4.4'	5'	2.9'	48	5.1'	4.2'	2'	3.5'	58	9.7'	2.9'	4'	4.0'	41	6.7'	4.1'
				8'	28	5.8'	5.8'	7'	4.0'	25	7.1'	5.9'	3'	5.2'	26	14.5'	4.4'	5'	5.0'	26	8.4'	5.1'
50W MR-16 WFL (FNV)	55°	1150	4000	3'	126	3.1'	3.1'	3'	1.7'	83	4.6'	3.6'	1'	1.7'	144	22.3'	2.1'	2'	2.0'	102	5.7'	2.9'
				5'	46	5.2'	5.2'	5'	2.9'	30	7.6'	6.0'	2'	3.5'	36	44.5'	4.2'	3'	3.0'	45	8.6'	4.4'
				7'	23	7.3'	7.3'	7'	4.0'	15	10.7'	8.4'	3'	5.2'	6	66.8'	6.2'	4'	4.0'	25	11.4'	5.9'
73W MR-16 SP	10°	14000	4000	8'	219	1.4'	1.4'	7'	4.0'	186	1.6'	1.4'	3'	5.2'	194	2.1'	1.0'	5'	5.0'	198	1.8'	1.2'
				12'	97	2.1'	2.1'	10'	5.8'	91	2.3'	2.0'	4'	6.9'	109	2.9'	1.4'	7'	7.0'	101	2.5'	1.7'
				16'	55	2.8'	2.9'	13'	7.5'	54	3.0'	2.6'	5'	8.7'	70	3.6'	1.7'	9'	9.0'	61	3.2'	2.5'
73W MR-16 FL	36°	2500	4000	4'	156	2.5'	2.5'	3'	1.7'	180	2.7'	2.3'	1'	1.7'	313	3.8'	1.3'	3	3.0'	98	4.4'	2.8'
				6'	59	3.8'	3.8'	5'	2.9'	65	4.5'	3.8'	2'	3.5'	78	7.5'	2.6'	4	4.0'	55	5.8'	3.7'
				8'	39	5.2'	5.2'	7'	4.0'	33	6.3'	5.3'	3'	5.2'	35	11.4'	3.9'	5	5.0'	35	7.3'	4.6'
75W MR-16 NSP (EVE)	14°	12,000	4000	8'	188	2.0'	2.0'	7'	4.0'	159	2.3'	2.0'	3'	5.2'	167	3.1'	1.5'	5'	5.0'	170	2.5'	1.7'
				12'	83	2.9'	2.9'	10'	5.8'	78	3.3'	2.8'	4'	6.9'	94	4.1'	2.0'	7'	7.0'	67	3.5'	2.4'
				16'	47	3.9'	3.9'	13'	7.5'	40	4.3'	3.7'	5'	8.7'	60	5.1'	2.5'	9'	9.0'	52	4.5'	3.1'
75W MR-16 NFL (EYJ)	25°	4900	4000	6'	136	2.7'	2.7'	5'	2.9'	127	3.0'	2.6'	2'	3.5'	153	4.2'	1.8'	3'	3.0'	192	2.8'	1.9'
				8'	77	3.5'	3.5'	7'	4.0'	65	4.2'	3.6'	3'	5.2'	88	6.2'	2.7'	5'	5.0'	69	4.7'	3.1'
				10'	49	4.4'	4.4'	9'	5.2'	39	5.4'	4.6'	4'	6.9'	38	8.3'	3.5'	7'	7.0'	35	6.5'	4.4'
75W MR-16 FL (EYC)	42°	2100	4000	4'	131	3.1'	3.1'	3'	1.7'	152	3.2'	2.7'	1'	1.7'	263	5.5'	1.5'	3'	3.0'	62	5.4'	3.3'
				6'	58	4.6'	4.6'	5'	2.9'	55	5.4'	4.4'	2'	3.5'	66	11.0'	3.1'	4'	4.0'	46	7.2'	4.3'
				8'	33	6.1'	6.1'	7'	4.0'	28	7.5'	6.2'	3'	5.2'	25	16.5'	4.6'	5'	5.0'	30	9.0'	5.4'
MR-16 HALOGEN LOW VOLTAGE BI-PIN LAMPS WITH ALUMINIZED (NON-DICHROIC) REFLECTORS	11°	10,500	3500	8'	164	1.5'	1.5'	7'	4.0'	199	1.8'	1.6'	3'	5.2'	146	2.4'	1.2'	5'	5.0'	148	1.9'	1.4'
				12'	73	2.3'	2.3'	10'	5.8'	88	2.6'	2.2'	4'	6.9'	82	3.2'	1.5'	7'	7.0'	76	2.7'	1.9'
				16'	41	3.1'	3.1'	13'	7.5'	40	3.3'	2.9'	5'	8.7'	53	4.0'	1.9'	9'	9.0'	46	3.5'	2.5'
50W MR-16 NFL	25°	3000	3500	6'	83	2.7'	2.7'	5'	2.9'	78	3.0'	2.6'	2'	3.5'	94	4.2'	1.8'	3'	3.0'	118	2.8'	1.9'
				8'	47	3.5'	3.5'	7'	4.0'	40	4.2'	3.6'	3'	5.2'	42	6.2'	2.7'	5'	5.0'	42	4.7'	3.1'
				10'	30	4.4'	4.4'	9'	5.2'	24	5.4'	4.6'	4'	6.9'	23	8.3'	3.5'	7'	7.0'	22	6.5'	4.4'
50W MR-16 FL	40°	1900	3500	4'	119	2.9'	2.9'	3'	1.7'	137	3.0'	2.5'	1'	1.7'	238	4.8'	1.5'	3'	3.0'	75	5.0'	3.1'
				6'	53	4.4'	4.4'	5'	2.9'	49	5.1'	4.2'	2'	2.9'	59	9.7'	2.9'	4'	4.0'	42	6.7'	4.1'
				8'	30	5.8'	5.8'	7'	4.0'	25	7.1'	5.9'	3'	4.0'	26	14.5'	4.4'	5'	5.0'	27	8.4'	5.1'



© 2013 Koninklijke Philips N.V. (Royal Philips). All rights reserved.
 Specifications are subject to change without notice.
www.philips.com/luminaires

Philips Lighting Company
 200 Franklin Square Drive
 Somerset, NJ 08873
 Phone: 855-486-2216

Philips Lighting Company
 281 Hillmount Road
 Markham ON, Canada L6C 2S3
 Phone: 905-201-4100