



TRAC-MASTER®

Avant Garde

WIREFORM® SERIES

T430, T431, T433, T435 and T437

Project: _____
 Fixture Type: _____
 Location: _____
 Contact/Phone: _____

PRODUCT DESCRIPTION

Specially designed for halogen lamps. This high-styled, exposed lamp design provides a strong hi-tech statement.


Construction Square steel wire.

Aiming 90° vertical aiming capability and 358° rotation

- Two locking screws provided.

Labels UL listed, CSA certified.

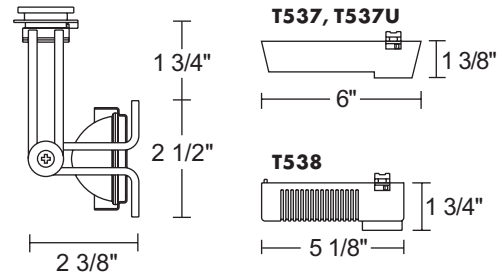
Product specifications subject to change without notice.



Low Voltage MR16

Socket Ceramic bi-pin.

Transformer Must be ordered separately • Compatible with T537 or T538 12V electronic transformer for halogen lamps (D1.2.1) • Compatible with T537U universal 12V electronic transformer for LED or halogen lamps (D1.2.5) • Compatible with T539 12V electronic transformer for halogen lamps (D1.2.0) • Compatible with T542 or T543 12V magnetic transformer for LED or halogen lamps (D1.2.0).



Catalog Number	Finish	Lamp
T430WH	White w/ White Adjusting Buttons	75W MR16 max.
T430BL	Black w/ both Black and Red Adjusting Buttons	75W MR16 max.
T430RD	Red w/ Black Adjusting Buttons	75W MR16 max.
T430SL	Silver w/ Black Adjusting Buttons	75W MR16 max.

ACCESSORIES

Cat. No.	Description	Cat. No.	Description	Cat. No.	Description
T74BL	Black Barn Doors	T551-5	Color Filters	T557	Prismatic Spread Lens
T559	Linear Spread Lens	T5501-18	Dichroic Filters	T5520	Diffusion Lens
T5521	Uniformity Lens	T5522	UV Filter	T5559BL	Hexcell Louver

See specification sheet D1.2.2 for details.

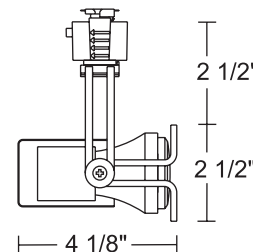
Line Voltage PAR16

Socket Medium base porcelain with nickel plated copper screw shell.

Adapter Copper alloy contacts provide precise spring action - no arcing and will not take a set • True, positive electrical ground • On/off switch included • Patented embossed polarity arrows on bottom of adapter • Spring-loaded positive latch with embossed polarity arrows secures trac light to trac • "Pull-up" contact to up position for two-circuit application.

Accessories T74BL Barn Doors • See specification sheet D1.2.2 for details.

Catalog Number	Finish	Lamp
T431WH	White w/ White Adjusting Buttons	60W PAR16 max.
T431BL	Black w/ both Black and Red Adjusting Buttons	60W PAR16 max.
T431RD	Red w/ Black Adjusting Buttons	60W PAR16 max.
T431SC	Satin Chrome w/ Black Adjusting Buttons	60W PAR16 max.
T431SL	Silver w/ Black Adjusting Buttons	60W PAR16 max.



TRAC-MASTER®

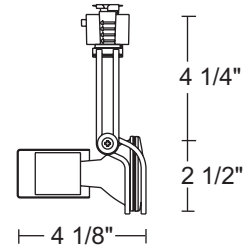
Avant Garde

WIREFORM® SERIES

T430, T431, T433, T435 and T437

Line Voltage PAR20**Socket** Medium base porcelain with nickel plated copper screw shell.**Adapter** Refer to T431.

Catalog Number	Finish	Lamp
T433WH	White w/ White Adjusting Buttons	50W PAR20 max.
T433BL	Black w/ both Black and Red Adjusting Buttons	50W PAR20 max.
T433RD	Red w/ Black Adjusting Buttons	50W PAR20 max.
T433SC	Satin Chrome w/ Black Adjusting Buttons	50W PAR20 max.
T433SL	Silver w/ Black Adjusting Buttons	50W PAR20 max.

**ACCESSORIES**

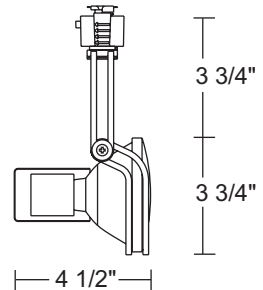
Cat. No.	Description	Cat. No.	Description	Cat. No.	Description	Cat. No.	Description
TW75BL	Black Barn Doors†	T561-6	Color Filters	T569BL	Cube Cell Louver	T5677	Prismatic Spread Lens
T5678	Linear Spread Lens	T5621	Uniformity Lens	T5622	UV Filter	T5618	Color Correction Filter

See specification sheet [D1.2.2](#) for details.

†Barn Doors accept Color Filters and Louvers.

Line Voltage PAR30**Socket** Medium base porcelain with nickel plated copper screw shell.**Adapter** Refer to T430.

Catalog Number	Finish	Lamp
T435WH	White w/ White Adjusting Buttons	75W PAR30 max.
T435BL	Black w/ both Black and Red Adjusting Buttons	75W PAR30 max.
T435RD	Red w/ Black Adjusting Buttons	75W PAR30 max.
T435SC	Satin Chrome w/ Black Adjusting Buttons	75W PAR30 max.
T435SL	Silver w/ Black Adjusting Buttons	75W PAR30 max.

**ACCESSORIES**

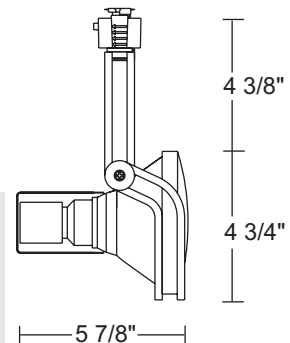
Cat. No.	Description	Cat. No.	Description	Cat. No.	Description	Cat. No.	Description
TW71BL	Black Barn Doors†	T561-6	Color Filters	T569BL	Cube Cell Louver	T5677	Prismatic Spread Lens
T5678	Linear Spread Lens	T5621	Uniformity Lens	T5622	UV Filter	T5618	Color Correction Filter

See specification sheet [D1.2.2](#) for details.

†Barn Doors accept Color Filters and Louvers.

Line Voltage PAR38**Socket** Medium base porcelain with nickel plated copper screw shell.

Catalog Number	Finish	Lamp
T437WH	White w/ White Adjusting Buttons	150W PAR38 max.
T437BL	Black w/ both Black and Red Adjusting Buttons	150W PAR38 max.
T437RD	Red w/ Black Adjusting Buttons	150W PAR38 max.
T437SL	Silver w/ Black Adjusting Buttons	150W PAR38 max.

**ACCESSORIES**

Cat. No.	Description	Cat. No.	Description	Cat. No.	Description	Cat. No.	Description
TW72BL	Black Barn Doors†	T561-6	Color Filters	T579BL	Cube Cell Louver	T5777	Prismatic Spread Lens
T5778	Linear Spread Lens	T5721	Uniformity Lens	T5722	UV Filter	T5718	Color Correction Filter

See specification sheet [D1.2.2](#) for details.

†Barn Doors accept Color Filters and Louvers.

JUNO LIGHTING GROUP
by Schneider Electric

1300 S. Wolf Road • Des Plaines, IL 60018 • Phone (847) 827-9880 • Fax (847) 827-2925
 220 Chrysler Drive • Brampton, Ontario • Canada L6S 6B6 • Phone (905) 792-7335 • Fax (905) 792-0064
 Visit us at www.junolightinggroup.com

Printed in U.S.A. ©2014 Juno Lighting, LLC.