



TRAC-MASTER®

Avant Garde

CLOSE-UP SERIES

T220, T230, T231, T238 and T239

Project: _____

Fixture Type: _____

Location: _____

Contact/Phone: _____

PRODUCT DESCRIPTION

Juno's Close-Up Series has graceful lines with an extremely compact design. The fixture has a low profile that "hugs" the trac and an integral handle that allows maximum aiming capability. The high quality polycarbonate design is offered in five unique styles: a Shaded PAR20, an Open and a Shaded PAR30 and a Collared and a Shaded PAR38.

Socket Medium base porcelain with nickel plated copper screw shell.


Aiming 90° vertical aiming capability and 321° rotation.

Adapter Copper alloy contacts provide precise spring action - no arcing and will not take a set • True, positive electrical ground • On/off switch included

- Patented embossed polarity arrows on bottom of adapter
- Spring-loaded positive latch with embossed polarity arrows secures trac light to trac
- "Pull-up" contact to up position for two-circuit application.

Labels UL listed, CSA certified.

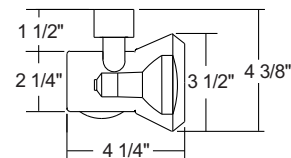
Product specifications subject to change without notice.



Line Voltage PAR20

Construction Polycarbonate body with painted formed steel shade.

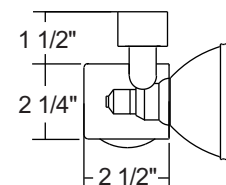
Catalog Number	Finish	Lamp
T220WH	White/White Shade	35-50W PAR20
T220BL	Black/Black Shade	35-50W PAR20
T220SC	Black/Satin Chrome Shade	35-50W PAR20



Line Voltage PAR30

Construction Polycarbonate body

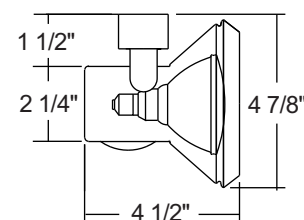
Catalog Number	Finish	Lamp
T230WH	White	35-75W PAR30
T230BL	Black	35-75W PAR30



Line Voltage PAR30

Construction Polycarbonate body with painted formed steel shade.

Catalog Number	Finish	Lamp
T231WH	White/White Shade	35-75W PAR30
T231BL	Black/Black Shade	35-75W PAR30
T231SC	Black/Satin Chrome Shade	35-75W PAR30

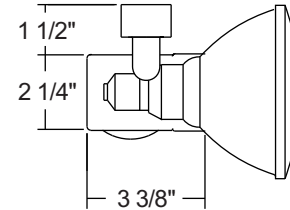


TRAC-MASTER®

Avant Garde

CLOSE-UP SERIES**T220, T230, T231, T238 and T239****Line Voltage PAR38****Construction** Polycarbonate body

Catalog Number	Finish	Lamp
T238WH	White	45-150W PAR38
T238BL	Black	45-150W PAR38

**Line Voltage PAR38****Construction** Polycarbonate body with painted formed steel shade.

Catalog Number	Finish	Lamp
T239WH	White/White Shade	45-150W PAR38
T239BL	Black/Black Shade	45-150W PAR38
T239SC	Black/Satin Chrome Shade	45-150W PAR38

