

|                |
|----------------|
| Catalog Number |
| Notes          |
| Type           |

## FEATURES & SPECIFICATIONS

**INTENDED USE** — The 8" Wafer™ LED recessed downlight with remote driver box combines high quality light output and efficiency while eliminating the housing for competitive affordability. This innovative wafer-slim Type IC design allows easy installation for new construction or remodel from below the ceiling without the requirement of a housing. The LED module maintains at least 70% light output for 50,000 hours. These Wafer LED downlights are intended for basements, soffits, entryways, stairwells, corridors, hospitals, multi-family, and commercial projects.

**CONSTRUCTION** — IC rated driver and fixture - approved for direct contact with insulation. Aluminum die cast outer frame. Durable, powder coat paint to prevent rust. Round fixture with integral edge-lit LED's. Steel spring clip for easy installation. Plenum rated cable connector to connect from module to remote driver box. Isolated driver integrated inside steel remote box with four 7/8" knockouts with slots for pryout. Suitable for pulling wires with the 12 cubic-inch wiring compartment to accommodate up to (8) 14 gauge insulated conductors, or (6) 12 gauge insulated conductors; making the Wafer LED Downlights much easier to wire in 2in/2out (plus ground) daisy-chain applications and contractor friendly.

**INSTALLATION** — Ideal for shallow ceiling plenum; no housing required. Steel spring clip for easy installation. 8" cut out template is provided to ensure the correct size hole is cut into ceiling for proper installation of the trim. Size of hole should not exceed 8 1/4 inches for this product. Suitable for installation in t-grid and drop ceiling applications. 2" plenum space required for installation of the remote driver box.

**OPTICS** — Edge-lit LED technology uses light guided plate to distribute light. Polycarbonate lens provides even illumination throughout the space. Utilized 3000K, 3500K, 4000K and 5000K color temperature LEDs.

**ELECTRICAL** — Multi-volt (120-277V, 50/60Hz) proprietary remote LED driver/splice box, with two (2) additional low-voltage wires for 0-10v dimming, down to 10% (depending on dimmer model and application). High efficient driver with power factor > 0.9. Ambient operating temperature: -40°F (-40°C) to +104°F (+40°C). Replaces 100W incandescent.

**LISTINGS** — CSA certified to US and Canadian safety standards. ENERGY STAR® certified product. Wet location listed. Air Tight certified in accordance with ASTM E283-2004. Can be used to comply with California Title 24 part 6 High Efficacy LED Light Source Requirements.

**WARRANTY** — 5-year limited warranty. Complete warranty terms located at: [www.acuitybrands.com/CustomerResources/Terms\\_and\\_conditions.aspx](http://www.acuitybrands.com/CustomerResources/Terms_and_conditions.aspx)

**Note:** Actual performance may differ as a result of end-user environment and application. All values are design or typical values, measured under laboratory conditions at 25 °C. Specifications subject to change without notice.

# Wafer™ LED Recessed Downlight WF8 MVOLT 8" LED Module

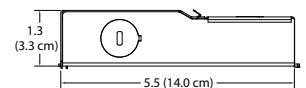
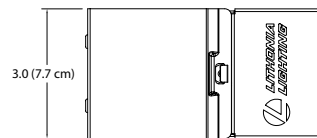
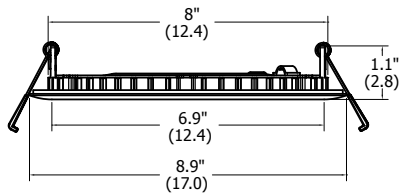
IC/Non-IC  
New Construction/Remodel



### Specifications

|                  |      |
|------------------|------|
| Aperture:        | 6.9" |
| Ceiling opening: | 8"   |
| Over lamp trim:  | 8.9" |
| Height :         | 1.1" |

All dimensions are in inches (centimeters) unless otherwise indicated.



### ORDERING INFORMATION

For shortest lead times, configure product using **standard options (shown in bold)**.

**Example:** WF8 LED 30K MVOLT 90CRI MW

| WF8 Series                  | Lamp           | CCT/W/Lumens <sup>1</sup>  | Voltage                            | CRI                | Finish   |
|-----------------------------|----------------|--|------------------------------------|--------------------|--|
| WF8 8" Wafer™ LED downlight | <b>LED</b> LED | <b>30K</b> 3000K/20W/1620L<br><b>35K</b> 3500K/20W/1650L<br><b>40K</b> 4000K/20W/1680L<br><b>50K</b> 5000K/20W/1710L | <b>MVOLT</b> Multi-Volt (120-277V) | <b>90CRI</b> 90CRI | <b>MW</b> Matte white<br><b>MB</b> Matte black<br><b>SN</b> Satin nickel |

|   |                                |
|---|--------------------------------|
| <b>Accessories:</b> Order as separate catalog number. |                                |
| WF8643 Pan U  | Universal new construction pan |
| WFJB U  | Remodel joist bar              |



### Notes

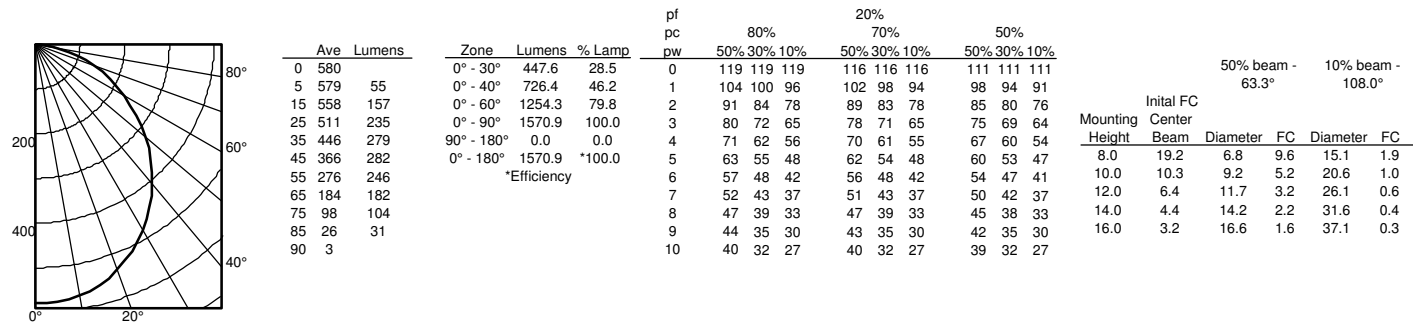
1 Total system delivered lumens.

# WF8 MVOLT 8" LED Wafer Module

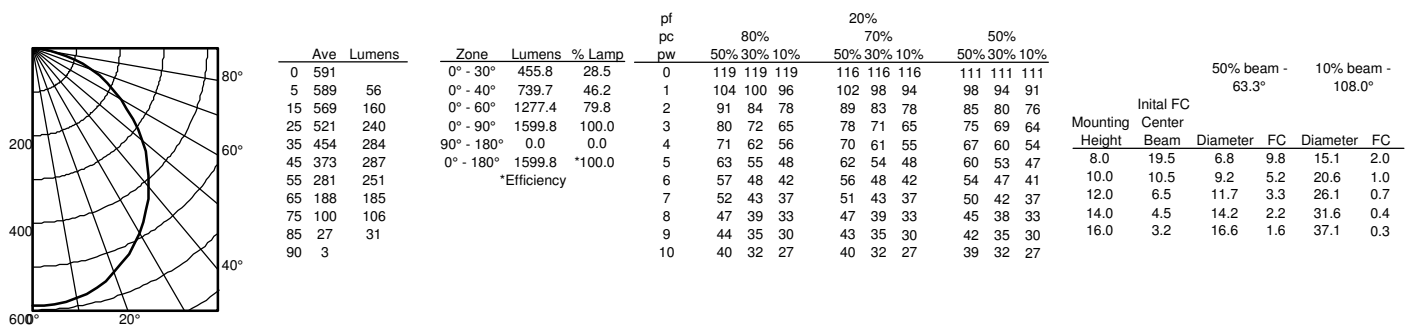
## PHOTOMETRICS

| Distribution Curve | Distribution Data | Output Data | Coefficient of Utilization | Illuminance Data at 30" Above Floor for a Single Luminaire |
|--------------------|-------------------|-------------|----------------------------|--|
|--------------------|-------------------|-------------|----------------------------|--|

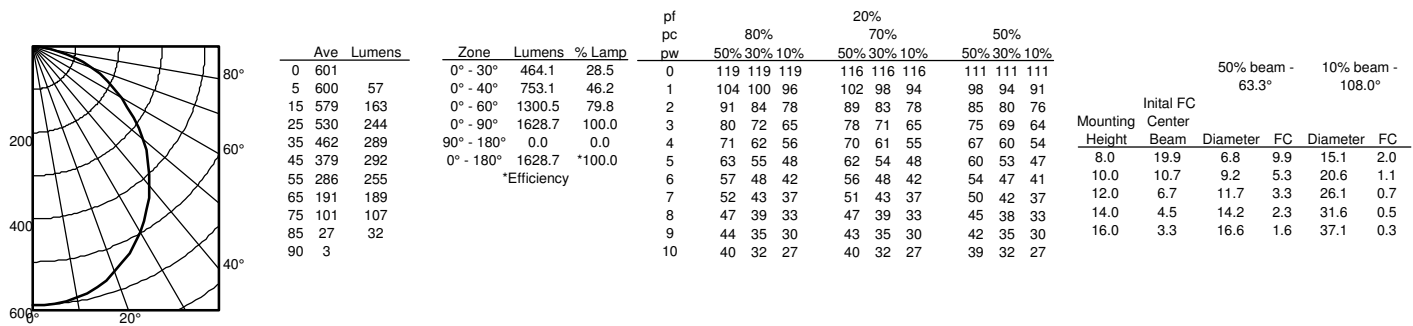
**WF8 LED 30K**, 3000K LED's, input watts: 19.68, delivered lumens: 1570.6, LM/W=79.80, test no. ISF 30024P501



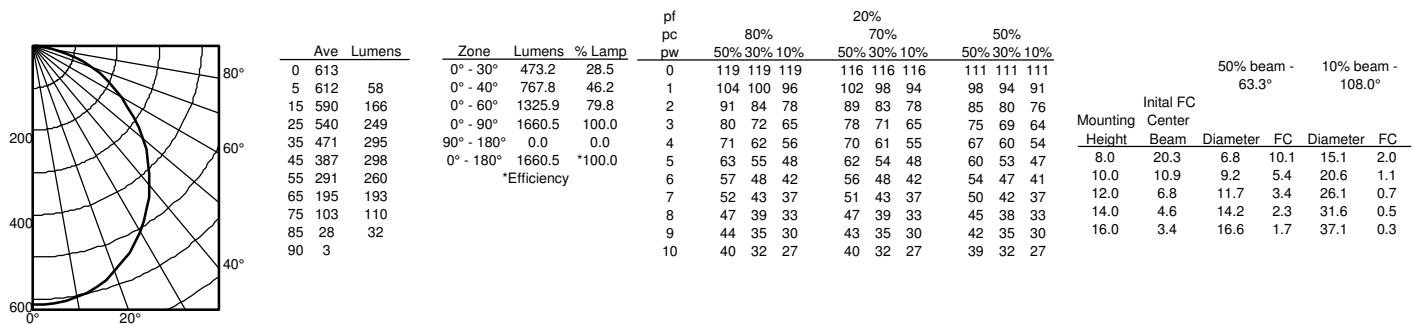
**WF8 LED 35K**, 3500K LED's, input watts: 19.31, delivered lumens: 1599.5, LM/W=82.83, test no. ISF30024P502



**WF8 LED 40K**, 4000K LED's, input watts 19.67, delivered lumens: 1628.5, LM/W=82.79, test no. ISF30024P503



**WF8 LED 50K**, 5000K LED's, input watts 19.66, delivered lumens: 1660.3, LM/W=84.45, test no. ISF30024P504



# WF8 MVOLT 8" LED Wafer Module

| 8" ROUND ENERGY DATA |                                    |                                    |                                    |                                    |
|----------------------|------------------------------------|------------------------------------|------------------------------------|------------------------------------|
| Lumens               | 1620                               | 1650                               | 1680                               | 1710                               |
| Color Temperature    | 3000K                              | 3500K                              | 4000K                              | 5000K                              |
| CRI                  | 90                                 | 90                                 | 90                                 | 90                                 |
| Lu/Watts             | 82.2                               | 85.5                               | 85.3                               | 86.8                               |
| Min. starting temp   | -40°C (-40°F)                      | -40°C (-40°F)                      | -40°C (-40°F)                      | -40°C (-40°F)                      |
| EMI/RFI              | FCC Title 47 CFR, Part 15, Class B | FCC Title 47 CFR, Part 15, Class B | FCC Title 47 CFR, Part 15, Class B | FCC Title 47 CFR, Part 15, Class B |
| Sound rating         | Class A Standards                  | Class A Standards                  | Class A Standards                  | Class A Standards                  |
| Input voltage        | 120 - 277V                         | 120 - 277V                         | 120 - 277V                         | 120 - 277V                         |
| Min. power factor    | 0.99                               | 0.99                               | 0.99                               | 0.99                               |
| Input frequency      | 50/60 Hz                           | 50/60 Hz                           | 50/60 Hz                           | 50/60 Hz                           |
| Rated wattage        | 19.7W                              | 19.3W                              | 19.7W                              | 19.7W                              |
| Input power          | 19.7W                              | 19.3W                              | 19.7W                              | 19.7W                              |
| Input current        | 0.16A                              | 0.16A                              | 0.16A                              | 0.16A                              |