

Midi Industrial relay  
 Type RPY 3 10A  
 Monostable



- High switching power
- Wide range of applications
- 10A switching capacity
- 3 pole configuration
- Flanged pins 5mm
- DC coils from 6 to 220V
- AC coils from 6 to 380V
- Conforms to CE low voltage directive
- UL, CSA, TUV approved

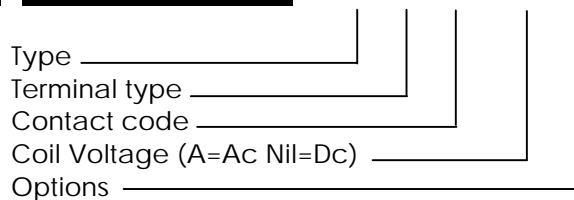
Product Description

The RPY relay can be used for a wide range of industrial applications.

Available in a 1, 2, 3, 4 pole change-over contact configuration. Its wide terminals allow reliability and big currents.

Ordering Key

RPY A 003 A24 L



Approvals



- Options!:
- Nil = standard
  - L = LED
  - T = Test Button
  - G = Gold Plated contacts
  - D = Free Wheeling diode
  - F = Flange Mount

Terminal type: A= Plug in terminals, blades  
 B= PCB terminals

Type Selection

Contact configuration	Contact rating	Contact code
3 change over contacts (DPDT- 3 form C)	10A	003

Coil Characteristics, DC (@25 °C), coil power 1.4W

Nominal Voltage VDC	Pick-up Voltage VDC	Drop-out Voltage VDC	Max.Allowed Voltage VDC	Coil Current mA	Coil Resistance <b>W</b>
6	4.5	0.6	6.6	240	25
9	6.75	0.9	9.9	161	56
12	9	1.2	13.2	120	100
24	18	2.4	26.4	60	400
36	27	3.6	39.6	40	900
48	36	4.8	52.8	30	1600
110	82.5	11.0	121.0	13	8400
220	165	22.0	242	6.67	33000

Specifications are subject to change without notice

Midi Industrial relay  
 Type RPY 3 10A  
 Monostable



Coil Characteristics, AC (@25 °C), coil power 2VA

Nominal Voltage VAC	Pick-up Voltage VAC	Drop-out Voltage VAC	Max.Allowed Voltage VAC	Coil Current mA		Coil Resistance <b>W</b>
				50Hz	60Hz	
6	4.8	1.8	6.6	330	280	6.5
12	9.6	3.6	13.2	167	142	25.5
24	19.2	7.2	26.4	83	70	102
36	28.8	10.8	39.6	55	47	230
48	38.4	14.4	52.8	42	36	410
110	88	33	121	18	15	2300
120	96	36	142	17	14.5	2700
220	176	66	242	9	7.7	8600
240	192	72	264	8.3	7	10000
380	304	114	418	5.2	4.4	27500

Contact Characteristics

Contact Rating (With resistive load)	10A – 250VAC	Max Switching Power	2500VA / 280W
Usually rating	10A-250VAC / 28VDC	Life	
Material	AgSnO <sub>2</sub>	Electrical life	1x10 <sup>5</sup> cycles (3600 ops/h)
Contact Resistance	50mW	Mechanical	1x10 <sup>7</sup> cycles (18000 ops/h)
Current		UL/CSA ratings	1/2Hp 120Vac
Max. switching current	10A		3/4Hp 220Vac

Insulation

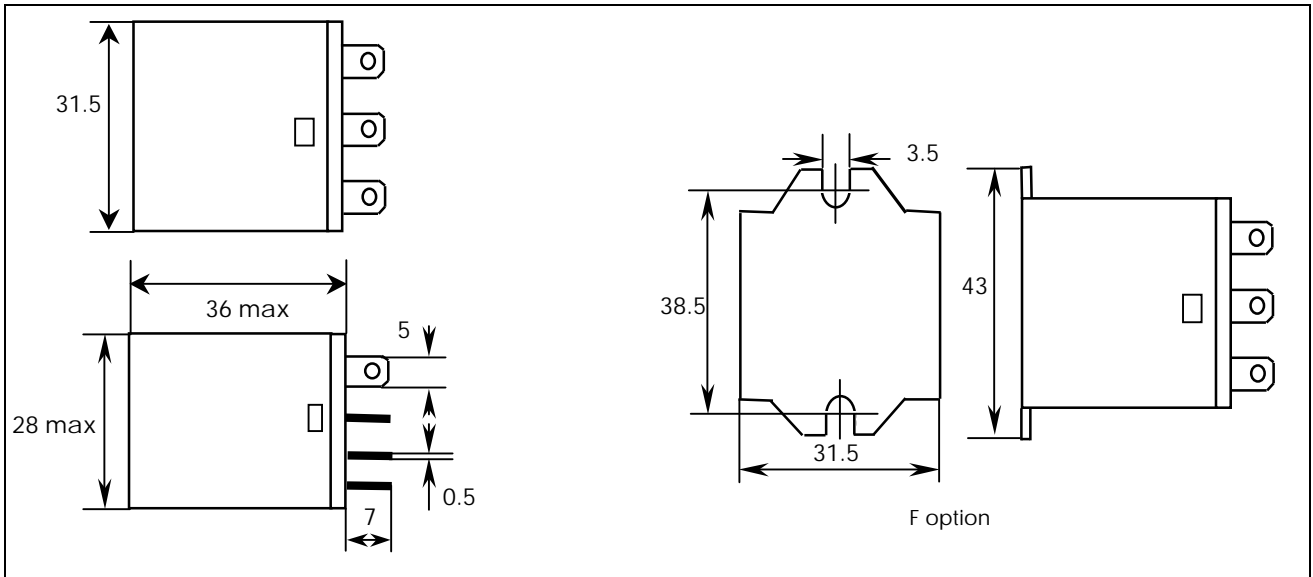
Test voltage(1min.) Between coil and contacts	2000VAC 1200VAC	Insulation According to EN61810-5	
Between open contacts	1200VAC	Rated insulation voltage	250V
Contact / contact		Impulsive insulation	2KV
Insulation resistance	1000MW - 500V	Overvoltage category	II

General Data

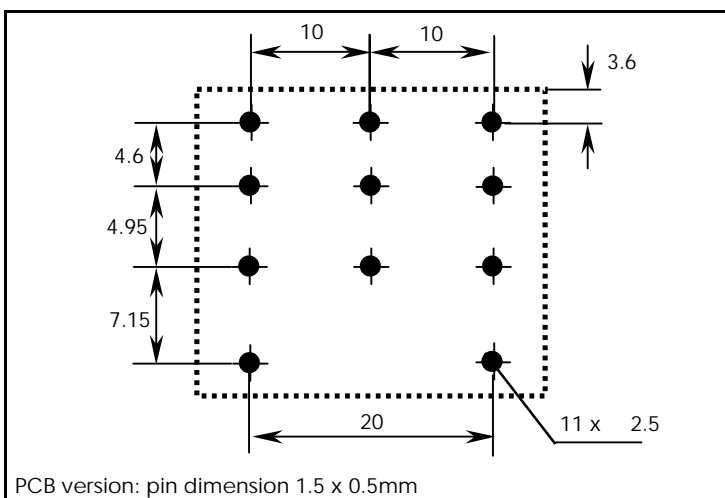
Nominal coil power	1.4W DC – 2VA AC	Vibration resistance	10 to 55Hz 1mm
Operating time (at nominal voltage)	20ms	Shock resistance Functional	98m/s <sup>2</sup> (10G)
Release time (at nominal voltage)	20ms	Termination	Flanges ( blades ) 5 mm
Ambient temperature	- 25°C to + 55°C	Construction	Dust cover
Ambient humidity	35% to 85%	Weight	50g

Specifications are subject to change without notice

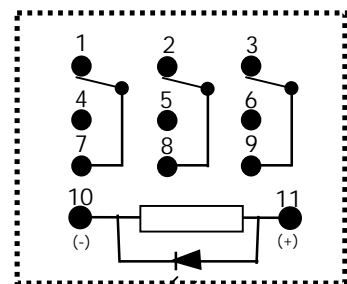
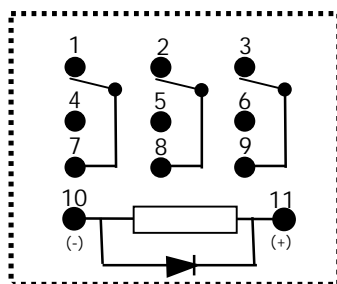
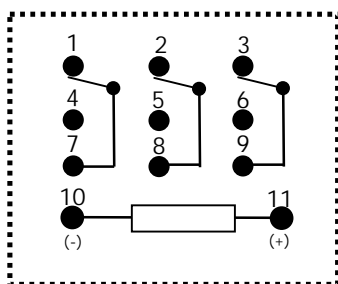
### Dimensions (mm)



### Pin View



### Wiring diagram



Specifications are subject to change without notice.

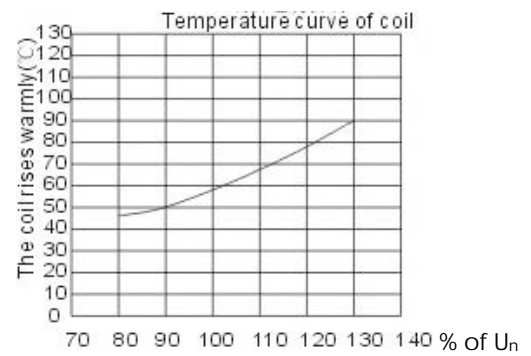
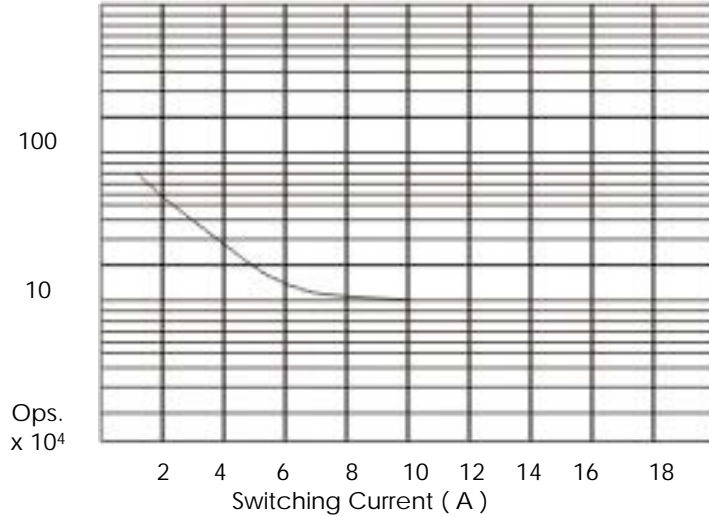
Midi Industrial relay  
Type RPY 3 10A  
Monostable



## Diagrams

---

Electrical Life 24Vdc resistive load



## Bases and Sockets

---

For RPY sockets refer to page xxx of general catalogue

Specifications are subject to change without notice