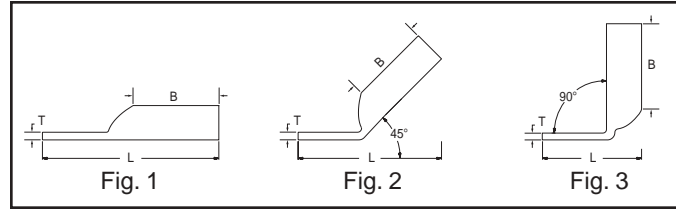


ONE HOLE HYLUG™ CODE CONDUCTOR LONG BARREL (Continued)



C-18

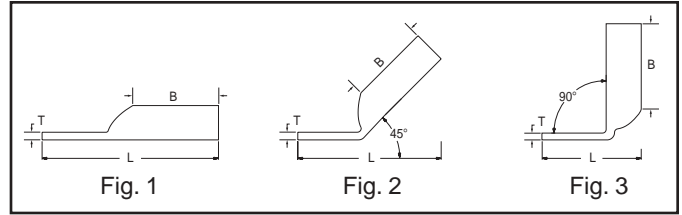
Catalog Number	Fig #	Conductor		Stud Hole Size	Tongue Width	Figure Dimensions			▲ Installation Tooling					Wire Strip Length					
		AWG	*** MM ²			(B)	(T)	(L)	Dieless (# of crimps)	Mechanical	Hydraulic		Color Code		Die Index				
										MD6, OUR840, MD7-34R	BCT500HS, Y500CTHS	Y35, Y39, Y750, Y46*, PAT750							
YA25N	1	1/0 AWG	-	1/2"	.81"	1.38"	.11"	3.05"	MRC840 (4)	W25VT (4)	W25VT (4)	U25RT (2)	Pink	12	1-7/16"				
YA25N-45	2							2.79"	MY29-3 (2)							W25RT (4)	W25RT (4)	U2CABT (2)	
YA25N-90	3							1.62"	MY29-11 (2)							X25RT (4)	X25RT (4)		
YA26	1	2/0 AWG	70	3/8"	.83"	1.50"	.12"	2.77"	MRC840 (4)	W26VT (4)	W26VT (4)	U26RT (2)	Black	13	1-9/16"				
YA26-45	2							2.49"	MY29-3 (2)							W26RT (4)	W26RT (4)		
YA26-90	3							1.22"	MY29-11 (2)							W26RT (4)	W26RT (4)		
YA26N	1							3.21"	Y644M (1)							X26RT (4)	X26RT (4)		
YA26N-45	2							2.93"											
YA26N-90	3	1.65"																	
YA27	1	3/0 AWG	-	1/2"	.91"	1.50"	.13"	3.06"	MRC840 (4)	W27VT (4)	W27VT (4)	U27RT (2)	Orange	14	1-9/16"				
YA27-45	2							2.78"	MY29-3 (2)							W27RT (4)	W27RT (4)		
YA27-90	3							1.49"	MY29-11 (2)							X27RT (6)	X27RT (6)		
YA28TC38	1	4/0 AWG	-	3/8"	1.02"	1.62"	.14"	2.98"	MRC840 (4)	W28VT (4)	W28VT (4)	U28RT (2)	Purple	15	1-1/16"				
YA28TC38-45	2							2.68"	MY29-3 (2)							W28RT (4)	W28RT (4)		
YA28TC38-90	3							1.29"	MY29-11 (2)							X28RT (6)	X28RT (6)		
YA28	1							3.23"	Y644M (1)							X28RT (6)	X28RT (6)		
YA28-45	2							2.93"											
YA28-90	3	1.54"																	
YA29	1	250 kcmil	-	1/2"	1.11"	1.62"	.16"	3.26"	MY29-3 (2)	W29VT (4)	W29VT (4)	U29RT (2)	Yellow	16	1-1/16"				
YA29-45	2							2.99"	MY29-11 (2)							W29RT (4)	W29RT (4)		
YA29-90	3							1.58"	Y644M (1)							X29RT (8)	X29RT (8)		
YA30	1	300 kcmil	150	1/2"	1.20"	2.00"	.16"	3.69"	Y644M (1)	W30VT (4)	W30VT (4)	U30RT (4)	White	17 or 298	2-1/16"				
YA30-45	2							3.31"											
YA30-90	3							1.61"											
YA31	1	350 kcmil	185	1/2"	1.29"	2.00"	.18"	3.73"	Y644M (1)	W31VT (4)	W31VT (4)	U31RT (4)	Red	18 or 324	2-1/16"				
YA31-45	2							3.36"											
YA31-90	3							1.65"											
YA32N	1	400 kcmil	-	1/2"	1.38"	2.12"	.19"	4.09"	Y644M (1)	W32VT (4)	W32VT (4)	U32RT (4)	Blue	19 or 470	2-3/16"				
YA32N-45	2							3.71"											
YA32N-90	3							1.88"											
YA32	1							4.15"											
YA32-45	2							3.77"											
YA32-90	3	1.95"																	

* Use PUADP-1 adapter with "U" dies in Y46 HYPRESS™.
 ** P-RT die sets for use in Y46 HYPRESS™ only, PUADP-1 adapter not required.

*** The MM² conductor sizes listed are the recommendations for Class 2 conductor.
 ▲ See tooling section of this catalog for complete tool and die listings. Use ONLY color coded die recommendations for "FX" connectors. For nest/indenter system contact factory.

• Available undrilled. Add suffix "U" to catalog number (example: YA25U).
 ◆ For applications greater than 2000 Volts consult cable manufacturer for voltage stress relief instructions.

ONE HOLE HYLUG™ CODE CONDUCTOR LONG BARREL (Continued)



Catalog Number	Fig #	Conductor		Stud Hole Size	Tongue Width	Figure Dimensions			Dieless (# of crimps)	▲ Installation Tooling				Wire Strip Length
		AWG	MM ²			(B)	(T)	(L)		Mechanical MD6, OUR840, MD7-34R	Hydraulic BCT500HS, Y500CTHS		Y35, Y39, Y750, Y46*, PAT750	
YA33	1	450 kcmil	-	5/8"	1.48"	2.13"	.21"	4.24"	W33VT (4)	W33RT (4)	U33RT (4)	Gray	326 or 538	2-5/16"
YA33-45	2							3.87"						
YA33-90	3							2.00"						
YA33-N	1			1/2"	1.48"	2.13"	.21"	4.17"						
YA33-N-45	2							3.81"						
YA33-N-90	3							1.94"						
YA34N	1	500 kcmil	240	1/2"	1.52"	2.25"	.23"	4.32"	W34VT (4)	W34RT (4)	U34RT (4)	Brown	20 or 299	2-5/16"
YA34N-45	2							3.96"						
YA34N-90	3							1.97"						
YA34	1			5/8"	1.52"	2.25"	.23"	4.39"						
YA34-45	2							4.02"						
YA34-90	3							2.03"						
YA35	1	550 kcmil	-	5/8"	1.65"	2.63"	.25"	4.79"	-	-	U35RT (4)	Yellow	21	2-11/16"
YA35-45	2							4.37"						
YA35-90	3							2.08"						
YA35-N	1			1/2"	1.65"	2.63"	.25"	4.73"						
YA35-N-45	2							4.30"						
YA35-N-90	3							2.01"						
YA36N	1	600 kcmil	300	1/2"	1.69"	2.69"	.27"	4.83"	-	-	U36RT (4)	Green	22 or 472	2-3/4"
YA36N-45	2							4.41"						
YA36N-90	3							2.05"						
YA36	1			5/8"	1.69"	2.69"	.27"	4.90"						
YA36-45	2							4.47"						
YA36-90	3							2.11"						
YA37	1	650 kcmil	-	5/8"	1.80"	2.81"	.27"	5.05"	-	-	U37RT (4)	Orange	23	2-7/8"
YA37-45	2							4.59"						
YA37-90	3							2.14"						
YA37-N	1			1/2"	1.80"	2.81"	.27"	4.98"						
YA37-N-45	2							4.53"						
YA37-N-90	3							2.08"						
YA38	1	700 kcmil	-	5/8"	1.84"	2.81"	.27"	5.07"	-	-	U38RT (4)	Pink	400	2-7/8"
YA38-45	2							4.60"						
YA38-90	3							2.15"						
YA38-N	1			1/2"	1.84"	2.81"	.27"	5.01"						
YA38-N-45	2							4.53"						
YA38-N-90	3							2.08"						
YA39N	1	750 kcmil	-	1/2"	1.89"	2.88"	.27"	5.11"	-	-	U39RT (4)	Black	24	2-15/16"
YA39N-45	2							4.62"						
YA39N-90	3							2.11"						
YA39	1			5/8"	1.89"	2.88"	.27"	5.17"						
YA39-45	2							4.68"						
YA39-90	3							2.17"						
YA40	1	800 kcmil	400	5/8"	1.98"	2.94"	.30"	5.25"	-	-	P40RT (4)	Orange	25	3"
YA40-45	2							4.80"						
YA40-90	3							2.21"						
YA40-N	1			1/2"	1.98"	2.94"	.30"	5.19"						
YA40-N-45	2							4.74"						
YA40-N-90	3							2.15"						

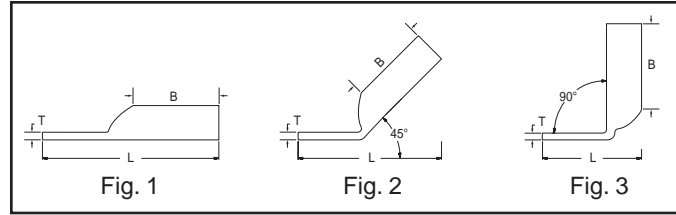
C-19

* Use PUADP-1 adapter with "U" dies in Y46 HYPRESS™.
 ** P-RT die sets for use in Y46 HYPRESS™ only, PUADP-1 adapter not required.
 *** The MM² conductor sizes listed are the recommendations for Class 2 conductor.

▲ See tooling section of this catalog for complete tool and die listings. Use ONLY color coded die recommendations for "FX" connectors. For nest/indenter system contact factory.
 • Available undrilled. Add suffix "U" to catalog number (example: YA25U).

◆ For applications greater than 2000 Volts consult cable manufacturer for voltage stress relief instructions.

ONE HOLE HYLUG™ CODE CONDUCTOR LONG BARREL (Continued)



C-20

Catalog Number	Fig #	Conductor		Stud Hole Size	Tongue Width	Figure Dimensions			Dieless (# of crimps)	▲ Installation Tooling				Wire Strip Length	
		AWG	MM ²			(B)	(T)	(L)		Mechanical MD6, OUR840, MD7-34R	Hydraulic		Color Code		Die Index
											BCT500HS, Y500CTHS	Y35, Y39, Y750, Y46*, PAT750			
YA41	1	850 kcmil	-	5/8"	2.01"	2.94"	.31"	5.26"	Y644M (1)	-	-	-	Gold	26	3"
YA41-45	2					2.94"	.31"	4.82"							
YA41-90	3					2.94"	.31"	2.23"							
YA41-N	1			1/2"	2.01"	2.91"	.31"	5.20"							
YA41-N-45	2					2.91"	.31"	4.76"							
YA41-N-90	3					2.91"	.31"	2.17"							
YA44	1	1000 kcmil	500	5/8"	2.17"	3.00"	.33"	5.45"							
YA44-45	2					3.00"	.33"	5.01"							
YA44-90	3					3.00"	.33"	2.32"							
YA44-N	1			1/2"	2.19"	3.00"	.33"	5.38"							
YA44-N-45	2					3.00"	.33"	4.95"							
YA44-N-90	3					3.00"	.33"	2.26"							
YA45	1	1250 kcmil	-	3/4"	2.46"	3.19"	.38"	5.93"							
YA45-45	2					3.19"	.38"	5.52"							
YA45-90	3					3.19"	.38"	2.62"							
YA45-N	1			1/2"	2.46"	3.19"	.38"	5.68"							
YA45-N-45	2					3.19"	.38"	5.27"							
YA45-N-90	3					3.19"	.38"	2.37"							
YA46	1	1500 kcmil	-	3/4"	2.69"	3.19"	.40"	6.04"							
YA46-45	2					3.19"	.40"	5.64"							
YA46-90	3					3.19"	.40"	2.71"							
YA46-N	1			1/2"	2.69"	3.19"	.40"	5.79"							
YA46-N-45	2					3.19"	.40"	5.39"							
YA46-N-90	3					3.19"	.40"	2.46"							
YA47	1	1750 kcmil	-	3/4"	2.90"	3.44"	.42"	6.38"							
YA47-45	2					3.44"	.42"	5.94"							
YA47-90	3					3.44"	.42"	2.79"							
YA47-N	1			1/2"	2.90"	3.44"	.42"	6.13"							
YA47-N-45	2					3.44"	.42"	5.69"							
YA47-N-90	3					3.44"	.42"	2.54"							
YA48	1	2000 kcmil	-	3/4"	3.10"	3.44"	.46"	6.47"							
YA48-45	2					3.44"	.46"	6.09"							
YA48-90	3					3.44"	.46"	2.89"							
YA48-N	1			1/2"	3.10"	3.44"	.46"	6.22"							
YA48-N-45	2					3.44"	.46"	5.84"							
YA48-N-90	3					3.44"	.46"	2.64"							

* Use PUADP-1 adapter with "U" dies in Y46 HYPRESS™.

** P-RT die sets for use in Y46 HYPRESS™ only, PUADP-1 adapter not required.

*** The MM² conductor sizes listed are the recommendations for Class 2 conductor.

▲ See tooling section of this catalog for complete tool and die listings. Use ONLY color coded die recommendations for "-FX" connectors. For nest/indenter system contact factory.

• Available undrilled. Add suffix "U" to catalog number (example: YA25U).

◆ For applications greater than 2000 Volts consult cable manufacturer for voltage stress relief instructions.