

## OVERVIEW

The WSX Family of wall switch occupancy sensors provides simple and cost effective solutions for commercial and residential lighting control applications. All WSX Family sensors have a stylish low profile appearance, soft-click buttons, and provide small motion detection up to 20 ft (6.10 m), making them perfect for private offices, private rest rooms, closets, copy rooms, or any other small enclosed space. Additionally, all WSX Family sensors have a patent-pending wiring method that enables them to function either with or without a neutral connection. WSX units come pre-configured for wiring without a neutral, however if connection to neutral is required by code, contractors can convert the unit in seconds.

With optional flash programming via the Sensor Switch VLP mobile device application, users can easily change time delay, on mode and photocontrol settings.

## FEATURES

- Programmable with Sensor Switch VLP app or traditional push button, refer to ordering information for availability
- Compatible w/LEDs, electronic & magnetic ballasts, CFLs, & incandescents
- 100% passive detection, no potential for interference with other building systems
- Small motion detection to 20 ft
- Push-button programmable without removing cover plate - adjustable time delays & operating modes
- Dual technology (PDT) utilizes PIR/Microphonics™ detection (patented)
- Self-grounding mounting strap
- Device accommodates powering over ground or neutral connection (patent pending)
- Ultra low current leakage (<0.5 mA) when connected via ground
- Fully meets NEC 2011 Section 404.2C neutral requirements - no current leakage to ground when connected to neutral
- Line power and load wires are interchangeable - impossible to wire backwards (patented)
- Integrated Photocell (disabled by default) prevents light from turning on if sufficient daylight is present – not available in Nightlight versions
- Vandal resistant lens

## Warranty

Five-year limited warranty. Complete warranty terms located at:

[www.acuitybrands.com/CustomerResources/Terms\\_and\\_conditions.aspx](http://www.acuitybrands.com/CustomerResources/Terms_and_conditions.aspx)

**Note:** Actual performance may differ as a result of end-user environment and application.

Specifications subject to change without notice.

**AcuityControls™**

*Sensor Switch™*

*WSX Family*



**WSX  
WSX PDT  
Single Relay**

**WSX 2P  
WSX PDT 2P  
Dual Relay**

**WSX NL  
WSX PDT NL  
Night Light**



ORDERING INFORMATION

WSX SINGLE RELAY						Example: WSX PDT WH					
Series		Operating Mode <sup>1</sup>		Voltage		Visible Light Programming <sup>5</sup>		Color <sup>4</sup>		Temp / Humidity	
WSX	Passive infrared (PIR)	[blank]	Auto-on (default) or vacancy	[blank]	120-277 VAC	[blank]	None	WH	White	[blank]	Standard
WSX PDT	Dual Technology (PIR/Microphonics™)	SA	Vacancy (default) or auto-on	347 <sup>3</sup>	347VAC	VLP	Visible Light Programming	IV	Ivory	LT	Low Temp/ High Humidity
		VA	Vacancy only					GY	Gray		
		NL <sup>2</sup>	Nightlight					AL	Lt. Almond		
								BK	Black		
								RD	Red		

WSX DUAL RELAY						Example: WSX 2P NL WH					
Series		Operating Mode <sup>1</sup>		Voltage		Color <sup>4</sup>			Temp / Humidity		
WSX 2P	Passive infrared (PIR)	[blank]	Pole 1 auto-on	[blank]	120-277 VAC	WH	White	AL	Lt. Almond	[blank]	Standard
WSX PDT 2P	Dual Technology (PIR/Microphonics™)		Pole 2 vacancy	347 <sup>3</sup>	347VAC	IV	Ivory	BK	Black	LT	Low Temp/ High Humidity
		2SA	Both poles vacancy (default)			GY	Gray	RD	Red		
		2VA	Both poles vacancy (only)								
		NL <sup>2</sup>	Nightlight								

**Notes:**

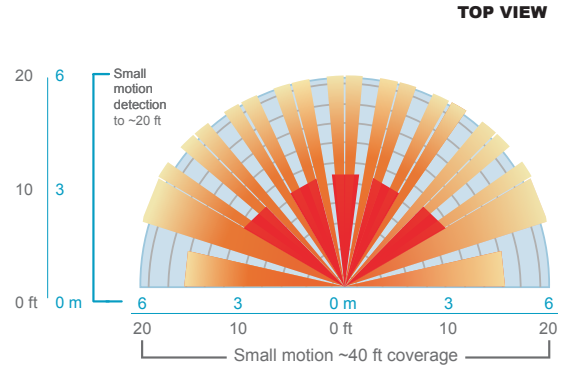
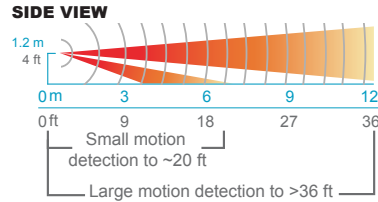
1. Operating Modes reprogrammable via push-button except for VA version
2. Default set to Manual On, not available with VLP
3. Wall plates included in white or ivory only for 347 VAC units
4. Matching wall plate provided for 120/277 VAC units
5. Available only on WSX PDT Series.

**SPECIFICATIONS**

Size: 2.74"H x 1.68"W x 1.63"D (not including ground strap)  
 Weight: 5 oz  
 Mounting: Single gang switch box  
 Mounting Height: 30-48 in  
 Maximum Load/Pole: (Relay) 800W @ 120VAC, 1200W @ 277VAC, 1500W @ 347VAC  
 Minimum Load: None  
 Motor Load: 1/4 HP  
 Frequency: 50/60 Hz (timers are 1.2x for 50Hz)  
 Temperature Rating: 0°C-60°C

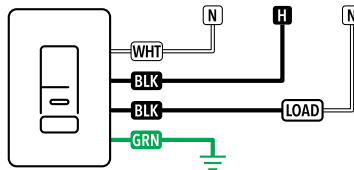
## COVERAGE PATTERNS

- Small motion (e.g., hand movements) detection up to 20 ft (6.10 m), ~625 ft<sup>2</sup>
- Large motion (e.g., walking) detection greater than 36 ft (10.97 m), ~2025 ft<sup>2</sup>
- Wall-to-Wall coverage
- Passive Dual Technology (Microphonics) provides overlapping detection of human activity over the complete PIR coverage area. Advanced filtering is utilized to prevent non-occupant noises from keeping the lights on.
- Tested to NEMA WD 7-2011



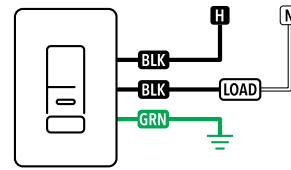
### CONVERTIBLE NEUTRAL

SINGLE RELAY, 120/277 VAC

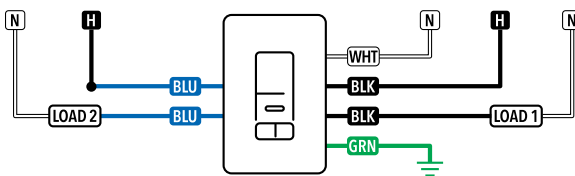


### GROUND ONLY

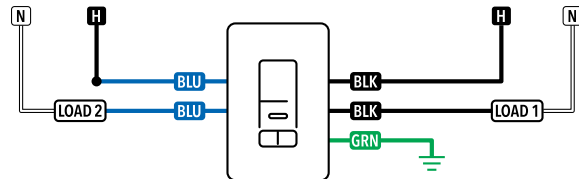
SINGLE RELAY, 120/277 VAC



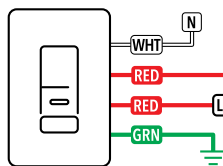
DUAL RELAY, 120/277 VAC



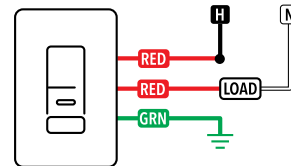
DUAL RELAY, 120/277 VAC



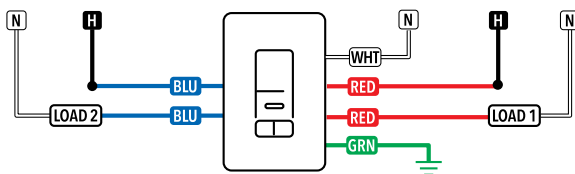
SINGLE RELAY, 347 VAC



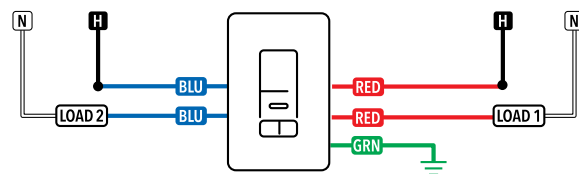
SINGLE RELAY, 347 VAC



DUAL RELAY, 347 VAC



DUAL RELAY, 347 VAC



#### Notes:

- Unit will draw power from either line connection.
- When switching 277 VAC or 347 VAC on both relays, the line inputs must be of the same phase.

WSX Family (IS-WSX-003)