

Technical Information Bulletin

LED Double Ring Ceiling Luminaire



Date: _____ Name of distributor: _____
 In hands date of project: _____ Client #: _____
 Project name/Number: _____ Name of end user: _____

ORDERING INFORMATION

Order code: 66857
 Description: CLDR16/S2/26W/30K/RND/BK/STD
 UPC: 69549668577
 Case quantity: 4



PHYSICAL DATA

Size in. (mm): 16" (400 mm)
 Shape: Round
 Finish: Black
 Lens material: Frosted plastic
 Mounting: Junction box

PERFORMANCE DATA

Watts (W): 26
 Volts (VAC): 120
 Colour temp. (K): 3 000
 Lumen output (lm): 1 923
 Lumen per Watts (lm/W): 75
 CRI: 80
 Life L70 (h): 56 000
 Beam angle (°): 120
 THD (%): <20%
 Power factor: >0.90
 Frequency (Hz): 60
 Operating temp. range: -20 to 40 °C (-4 to 104 °F)
 Dimmer type: TRIAC dimmers / Forward phase



For a complete list of ENERGY STAR qualified products, please visit www.standardpro.com

COMPATIBLE DIMMERS

Brand	Model
LEGRAND	HCL453P, RH703PTUTC
COOPER	9531AW, DAL06P, AAL06, SLC03P
LEVITON	6615, IPL06, 6674, DSL06-1LZ, DSM10-1LZ, IPE04-1LZ
LUTRON	DVCL-153P, CTCL-153P, DVCL-253P, AYCL-253P, DVCLV-300P, SELV-300P, NTELV-600, MACL-153P

DESCRIPTION AND OTHER OPTIONS

CLDR16	/	S2	/	26W	/	30K	/	RND	/	BK	/	STD
Series and size		Series		Watts	Colour Temperature		Shape		Brand		Brand	
CLDR12	12" Double-ring ceiling luminaire	BLANK	Series 1	20 W	30K	3 000 KELVIN	RND	Round	BK	BLACK	STD	STANDARD
CLDR14	14" Double-ring ceiling luminaire	S2	Series 2	25 W	40K ¹	4 000 KELVIN			CH	CHROME		
CLDR16	16" Double-ring ceiling luminaire			26 W					BN	BRUSHED NICKEL		

¹Only available in Brushed Nickel

This lighting equipment complies with Canadian standard ICES-005 for use in residential applications.
 Data is based upon tests performed in a controlled environment and representative of relative performance.
 Actual performance can vary depending on operating conditions. Specifications are subject to change without notice.
 June 12, 2018

Technical Information Bulletin

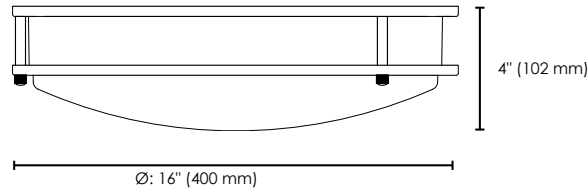
LED Double Ring Ceiling Luminaire



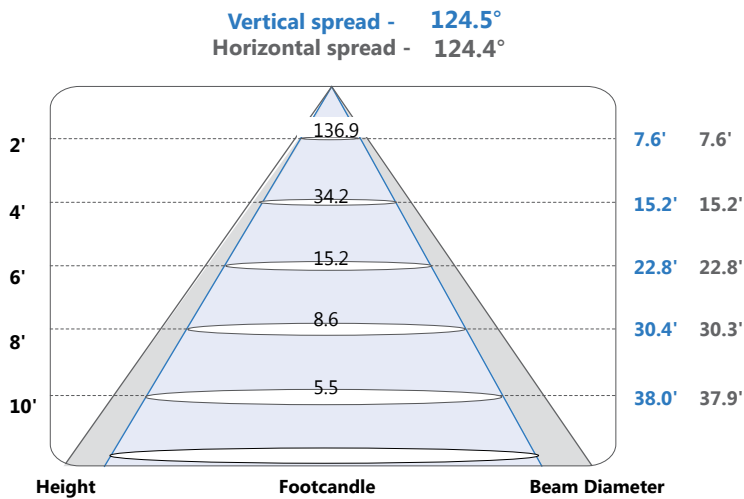
ORDER CODE : 66857

TECHNICAL DRAWINGS AND DIMENSIONS

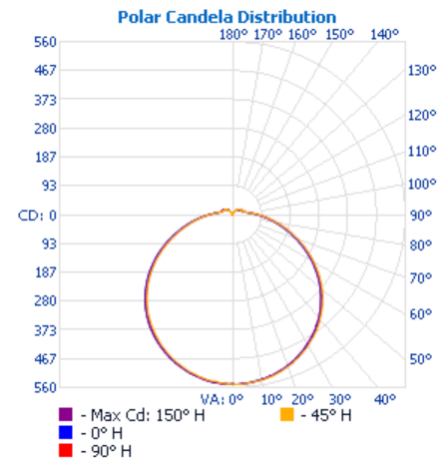
Diameter: 16" (400 mm)
Height: 4" (102 mm)



BEAM SPREAD*



CANDELA DISTRIBUTION*



COEFFICIENTS OF UTILIZATION (ZONAL CAVITY METHOD)*

RCC %:	80				70				50				30				10				0
RW %:	70	50	30	0	70	50	30	0	50	30	20	10	50	30	20	10	50	30	20	10	0
RCR: 0	1.17	1.17	1.17	1.17	1.13	1.13	1.13	.91	1.06	1.06	1.06	.99	.99	.99	.93	.93	.93	.93	.93	.93	.91
1	1.05	.99	.94	.89	1.01	.96	.91	.72	.90	.86	.83	.84	.81	.78	.79	.77	.74	.74	.74	.72	.72
2	.94	.85	.78	.71	.91	.82	.75	.59	.77	.71	.67	.72	.68	.64	.68	.64	.61	.61	.58	.58	.58
3	.85	.74	.65	.58	.82	.72	.64	.50	.67	.61	.55	.63	.58	.53	.60	.55	.51	.51	.48	.48	.48
4	.78	.65	.56	.49	.75	.63	.55	.42	.59	.52	.46	.56	.50	.45	.53	.47	.43	.43	.40	.40	.40
5	.71	.58	.49	.42	.69	.56	.47	.36	.53	.45	.40	.50	.43	.38	.47	.42	.37	.35	.35	.35	.35
6	.66	.52	.43	.36	.63	.51	.42	.32	.48	.40	.34	.45	.38	.33	.43	.37	.32	.30	.30	.30	.30
7	.61	.47	.38	.32	.59	.46	.37	.28	.43	.36	.30	.41	.34	.29	.39	.33	.29	.26	.26	.26	.26
8	.57	.43	.34	.28	.54	.42	.33	.25	.39	.32	.27	.38	.31	.26	.36	.30	.25	.23	.23	.23	.23
9	.53	.39	.31	.25	.51	.38	.30	.23	.36	.29	.24	.35	.28	.23	.33	.27	.23	.21	.21	.21	.21
10	.49	.36	.28	.23	.48	.35	.27	.20	.33	.27	.22	.32	.26	.21	.30	.25	.21	.19	.19	.19	.19

*Complete IES files available on our website

Qty	Description	Price

I accept the specifications of the luminaire configuration mentioned above.

Name: _____

Company: _____

Signature: _____

Date: _____