

Date: _____
 In hands date of project: _____
 Project name/Number: _____
 Name of distributor: _____
 Client #: _____
 Name of end user: _____

ORDERING INFORMATION

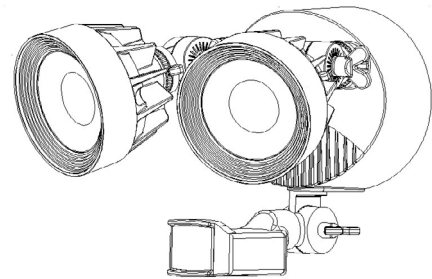
Order code: 64602
 Description: LED/SL2H/24W/40K/120-277V/MS/BRZ/STD
 UPC: 69549646025
 Case quantity: 4



FIXTURE PERFORMANCE

Wattage (W): 24
 Input Voltage: 120-277
 Color temperature (K): 4 000
 Lumens (lm): 2 058
 Efficacy(LPW): 83
 CRI: ≥80
 L70 hours: 50 000
 IP rating: 65
 Housing finish: Bronze
 Motion sensor included: Yes
 Operating temperature: - 40 °C / - 40 °F to 40 °C / 104 °F
 Power factor (PF): 120V ≥0.9
 Total harmonic distortion (THD): 120V ≤20%

TECHNICAL DRAWINGS



SENSOR SPECIFICATION

Beam angle: 180°
 Detection range: 65 ft (20 m)
 Detection motion speed: 0.6-1.5 m/s
 Time setting: 10 sec ± 5 sec to 7 min ± 2 min
 Sensibility setting: min 6.5 ft (2 m) to max 65 ft (20 m)
 Lux setting: <3 ~ 2 000 lux
 Installation height: 6.5-7 ft (2-2.4 m)

DIMENSIONS

Length: 7 ²³/₃₂" (196 mm)
 Height: 6 ¹³/₁₆" (173 mm)
 Width: 9 ¹/₄" (235 mm)

CAN ICES-005 (B) - This lighting equipment complies with Canadian standard ICES-005 for use in residential applications.



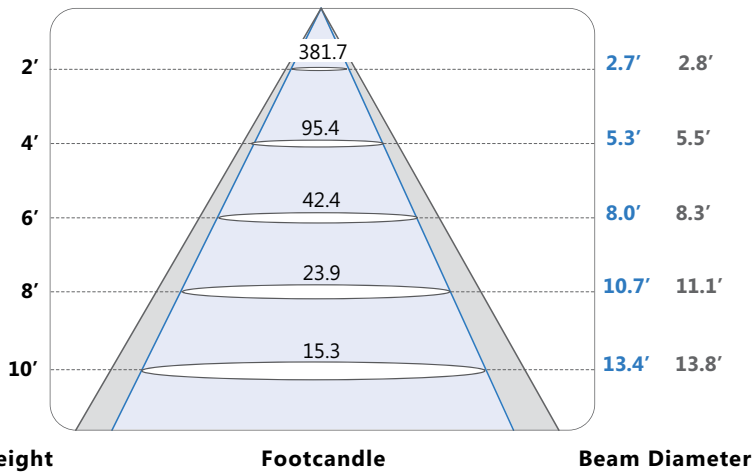
The attached data is provided to assist users in making lighting decisions based on various assumptions, factors and methods. Resources and efforts have been put in place to account for the data and the development of this tool however STANDARD does not warrant or guarantee that the results obtained will be accurate under actual use conditions. A lighting layout is recommend to ensure the proper light levels are attained to satisfy the demand of the application. Data is based upon tests performed in a controlled environment and representative of relative performance. Actual performance can vary depending on operating conditions. Specifications are subject to change without notice.

ORDERING INFORMATION

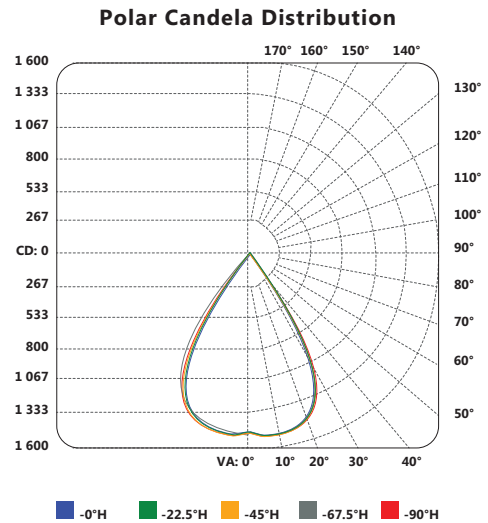
Order code: 64602
 Description: LED/SL2H/24W/40K/120-277V/MS/BRZ/STD
 UPC: 69549646025
 Case quantity: 4

PHOTOMETRICS - BEAM SPREAD*

Vertical spread - 67.5°
 Horizontal spread - 69.3°



PHOTOMETRICS - CANDELA DISTRIBUTION*



* complete IES files available on our website

WARNINGS

- Installation and maintenance must be performed by licensed electricians only.
- To avoid risk of electric shock, make sure to turn off main power switch prior to installation or maintenance.
- Must be installed in compliance with Canadian Electrical Code in Canada or National Electrical Code (NEC) in the US.
- Make sure input voltage and frequency are compatible with the fixture. Check installation guide for power requirements prior to installation.
- This product use an input 100-277 VAC driver, the actual working voltage is dependent on the input voltage of the photocell that is installed on the product (where applicable).

Qty	Description	Price

I accept the specifications of the luminaire configuration mentioned above.

Name: _____

Company: _____

Signature: _____

Date: _____

The attached data is provided to assist users in making lighting decisions based on various assumptions, factors and methods. Resources and efforts have been put in place to account for the data and the development of this tool however STANDARD does not warrant or guarantee that the results obtained will be accurate under actual use conditions. A lighting layout is recommend to ensure the proper light levels are attained to satisfy the demand of the application. Data is based upon tests performed in a controlled environment and representative of relative performance. Actual performance can vary depending on operating conditions. Specifications are subject to change without notice.